

Continuum physics with overlap fermions

Stephan Dürer^a and Christian Hoelbling^b

^aUniversität Bern, ITP, Sidlerstr. 5, CH-3012 Bern, Switzerland

^bUniversität Wuppertal, Gaussstr. 20, D-42119 Wuppertal, Germany

Abstract

We calculate $m_{ud} = (m_u + m_d)/2$, m_s , f_π and f_K in the quenched continuum limit with UV-filtered overlap fermions. We see rather small scaling violations on lattices as coarse as $a^{-1} \simeq 1 \text{ GeV}$ and conjecture that similar advantages would be manifest in unquenched studies.

1 Introduction

Overlap fermions [1] satisfy the Ginsparg-Wilson relation [2]

$$\gamma_5 D + D \hat{\gamma}_5 = 0, \quad \hat{\gamma}_5 = \gamma_5 \left(1 - \frac{1}{\rho} D\right) \quad (1)$$

which implies exact chiral symmetry at finite lattice spacing [3, 4]. While theoretically clean, calculations with overlap fermions are considered a computational challenge. In a recent investigation [5] it has been conjectured that a UV-filtered (smeared) Wilson kernel operator, as previously suggested in [6, 7, 8], might substantially reduce the computational cost associated with obtaining continuum physics. In [5] the focus was on technical aspects, but it is clear that the point relevant in practical applications is whether UV-filtered (“thick link”) overlap fermions would extend the scaling region to significantly coarser lattices and thus allow one to extract continuum physics from cheaper ensembles. The present note addresses this question by studying the continuum limit of the pseudo-scalar masses and decay constants with quenched UV-filtered overlap quarks. No systematic comparison to plain (“thin link”) overlap fermions is made, simply because we could not obtain reasonable signals for plain overlap fermions on our coarser lattices. Given the exploratory nature of the present investigation, we restrict ourselves to pseudo-scalar meson correlators in the p -regime of Chiral Perturbation Theory (XPT) [9]. Our main results are the values of the quenched strange quark mass and K decay constant in the continuum

$$m_s(\overline{\text{MS}}, 2 \text{ GeV}) = 119(10)(7) \text{ MeV}, \quad f_K = 170(10)(2) \text{ MeV} \quad (2)$$

as well as the quark mass and decay constant ratios

$$\frac{m_s}{m_{ud}} = 23.3(7.1)(4.5) , \quad f_K/f_\pi = 1.17(4)(2) \quad (3)$$

where $m_{ud} = (m_u + m_d)/2$ and no numerical input from XPT has been used. Throughout this note the first error is statistical and the second systematic, but the latter does *not* include any estimate of the quenching effect.

2 Technical setup

The massless overlap operator is defined as [1]

$$D_{\text{ov}} = \rho \left[1 + (D_W - \rho)((D_W^\dagger - \rho)(D_W - \rho))^{-1/2} \right] \quad (4)$$

with D_W the massless Wilson operator. The UV-filtered overlap is constructed by evaluating the Wilson operator on APE [10] or HYP [11, 12] smeared gauge configurations, resulting in an $O(a^2)$ re-definition of the fermion action [13, 5]. We use 1 or 3 iterations with smearing parameters $\alpha_{\text{APE}} = 0.5$ or $\alpha_{\text{HYP}} = (0.75, 0.6, 0.3)$ and the shift parameter $\rho = 1$ is kept fixed. Based on (4) the massive operator is defined through

$$D_{\text{ov},m} = \left(1 - \frac{am}{2\rho} \right) D_{\text{ov}} + m . \quad (5)$$

We set the lattice spacing with the Sommer parameter [14], i.e. we give all intermediate results in appropriate powers of r_0 to facilitate comparison with other quenched studies. Only the final result will be converted into physical units assuming a standard value for r_0 . We have data at 4 different lattice spacings in matched boxes of physical volume $L^3 \times 2L$ with $L \simeq 3r_0$. The couplings were chosen with the interpolation formula given in [15]. The details of the simulation are summarized in table 1.

For each coupling and filtering level we use 4 bare quark masses. Ideally one would choose them such as to always obtain the same 4 renormalized quark masses in r_0 units (or the same 4 pseudo-scalar masses), but for this one would have to know the renormalization factor $Z_m = Z_S^{-1}$ beforehand. Our values as summarized in table 2 are not bad; our renormalized masses are roughly in the region $\frac{1}{3}m_s^{\text{phys}} \dots m_s^{\text{phys}}$.

$N_L^3 \times N_T$	$8^3 \times 16$	$10^3 \times 20$	$12^3 \times 24$	$16^3 \times 32$
β	5.66	5.76	5.84	6.0
$a[\text{fm}]$	0.188	0.149	0.125	0.093
#conf.	30	30	30	30

Table 1: Simulation parameters and statistics. The box volume in physical units $L^3 \times T = (1.5 \text{ fm})^3 \times 3.0 \text{ fm}$ (based on $r_0 = 0.5 \text{ fm}$) is kept fixed.

	$8^3 \times 16$	$10^3 \times 20$	$12^3 \times 24$	$16^3 \times 32$
none	0.16 ... 0.4	0.16 ... 0.4	0.16 ... 0.4	0.08 ... 0.2
1 APE	0.08 ... 0.2	0.08 ... 0.2	0.04 ... 0.1	0.04 ... 0.1
3 APE	0.04 ... 0.1	0.04 ... 0.1	0.03 ... 0.075	0.03 ... 0.075
1 HYP	0.08 ... 0.2	0.08 ... 0.2	0.04 ... 0.1	0.04 ... 0.1
3 HYP	0.04 ... 0.1	0.04 ... 0.1	0.03 ... 0.075	0.03 ... 0.075

Table 2: The 4 regularly spaced bare quark masses per coupling and filtering.

In the course of this calculation we will need both $Z_S = Z_P$ (to determine the renormalized quark masses) and $Z_V = Z_A$ (for the decay constants), where the alleged identity is specific for the massless overlap operator.

To compute the scalar and pseudo-scalar renormalization constant we follow the non-perturbative RI-MOM procedure as defined in [16] and first applied to overlap fermions in [17, 18]. We compute both $Z_S(\mu)$ and $Z_P(\mu)$; in the latter case a $1/m$ term is used to extrapolate the result to the chiral limit. It turns out that the values obtained are in good agreement even on our coarsest lattice. We fit the scalar renormalization constant to the form

$$Z_S^{\text{RI-MOM}}(\mu) = U(\mu) Z_S^{\text{RGI}} + \text{const} (a\mu)^2 \quad (6)$$

where $U(\mu)$ is the 4-loop running in the RI-MOM scheme as given in [19] and the second term is introduced to account for the leading order discretization effects. In other words the scalar renormalization constant after dividing out the 4-loop perturbative running should be flat, up to discretization effects, and figure 1 shows that the latter are indeed non-negligible. The wiggles in the data signal rotational symmetry breaking on the lattice. We checked that within errors the slope disappears in proportion to $(a/r_0)^2$. The phenomenological analysis below is based on $Z_S^{\text{RI-MOM}}(2 \text{ GeV})$, where $\mu = 2 \text{ GeV}$ is realized by $\mu r_0 = 5.06773$. The systematic error is estimated

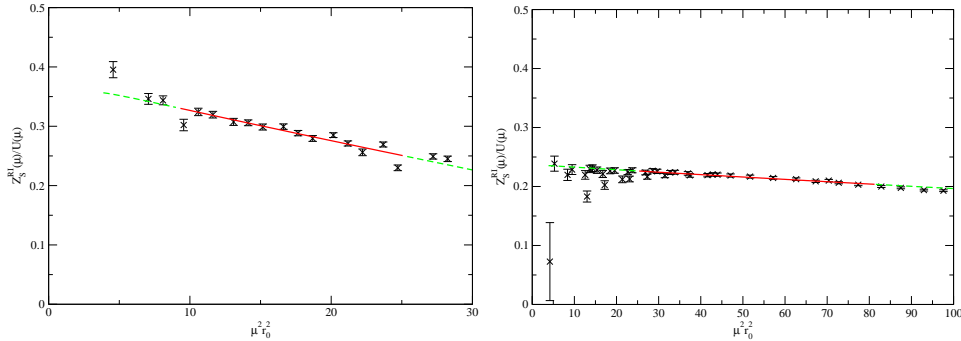


Figure 1: $Z_S^{\text{RI-MOM}}(\mu)/U(\mu)$ on our coarsest and finest ($\beta=5.66, 6.0$) lattice using the 1 HYP overlap operator. The solid line indicates a linear fit with range $3 \leq \mu r_0 \leq 5$ and $5 \leq \mu r_0 \leq 9$, respectively.

	$\beta = 5.66$	$\beta = 5.76$	$\beta = 5.84$	$\beta = 6.0$
none	ill-def.	ill-def.	6.14(15)(38)	2.54(6)(12)
1 APE	3.05(7)(34)	1.79(4)(6)	1.60(3)(8)	1.26(3)(8)
3 APE	2.05(7)(43)	1.35(4)(8)	1.25(2)(8)	1.04(2)(7)
1 HYP	1.71(4)(24)	1.24(3)(6)	1.23(2)(6)	1.03(2)(7)
3 HYP	1.57(6)(25)	1.16(3)(5)	1.10(2)(7)	0.98(2)(6)

Table 3: Scalar renormalization constant $Z_S^{\overline{\text{MS}}}(2\text{ GeV})$. The main effect of filtering is to bring it much closer to its tree-level value 1.

by varying the fit range, by including additional $1/p^2$ terms into the fit, and by comparing to the $Z_P^{\text{RI-MOM}}(2\text{ GeV})$ data. A summary of our results, after conversion to $(\overline{\text{MS}}, 2\text{ GeV})$ conventions, is presented in table 3. Note that the Z_S factors of all UV-filtered operators are much closer to 1, even when compared to the unfiltered overlap operator with tuned ρ [17, 20, 21]. This suggests that one should be able to compute renormalization constants perturbatively, as was done in [8] in a slightly different setup.

The second ingredient is the axial-vector renormalization constant Z_A . Here we use the values given in [5] (coming from a PCAC renormalization condition), complemented by a $\beta=5.76$ column included in [22]. It turns out that the values in this column are in fair agreement with the prediction by the Pade curve given in [5], which is another indication that for the filtered overlap operator lattice perturbation theory might work rather well.

3 Physical results

To extract meson masses and decay constants we compute the correlators

$$C_{\Gamma_1, \Gamma_2}(t) = \sum_{\mathbf{x}} \langle \bar{\psi}_1(0) \Gamma_1 \hat{\psi}_2(0) \bar{\psi}_2(\mathbf{x}, t) \Gamma_2 \hat{\psi}_1(\mathbf{x}, t) \rangle \quad (7)$$

where

$$\hat{\psi}_i = \frac{1 + \gamma_5 \hat{\gamma}_5}{2} \psi_i \quad (8)$$

denotes the “chirally rotated” quark field [4]. Specifically, we consider

$$\langle SS \rangle(t) = C_{1,1}(t) \quad \langle PP \rangle(t) = C_{\gamma_5, \gamma_5}(t) \quad \langle A_0 A_0 \rangle(t) = C_{\gamma_5 \gamma_0, \gamma_5 \gamma_0}(t) \quad (9)$$

and we extract the mass and decay constant of the pseudo-scalar meson from fits to the $\langle A_0 A_0 \rangle$ and $\langle PP \rangle - \langle SS \rangle$ [23] channels. We do not consider $\langle PP \rangle$, since it is known to be contaminated by zero mode contributions [18, 24].

Generically, we see plateaus in the effective mass from about $N_T/4$ on, with the exception of the unfiltered operator, where the plateau sets in later and is less pronounced. Our central values stem from a fit to the $\langle A_0 A_0 \rangle$ correlator in the range $5N_T/16 \leq t \leq 11N_T/16$. The theoretical error is

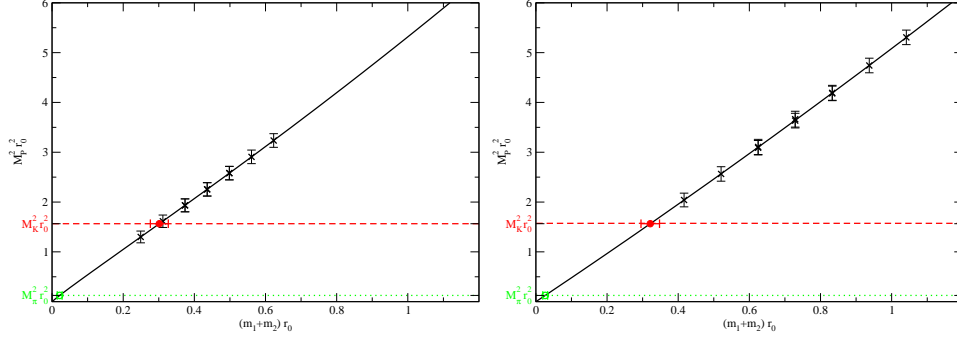


Figure 2: $M_P r_0$ versus the bare quark mass $(m_1 + m_2) r_0$ on our coarsest and finest ($\beta = 5.66, 6.0$) lattice for the 1 HYP operator. The masses come from a fit to the $\langle A_0 A_0 \rangle$ correlator in the range $5N_T/16 \leq t \leq 11N_T/16$. The solid curve represents a fit to the functional form (10) and the horizontal lines indicate the physical $M_\pi r_0$ and $M_K r_0$ values. The latter are used to read off the fitted $2m_{ud} r_0$ and $(m_s + m_{ud}) r_0$, respectively.

dominated by the comparison to $\langle PP \rangle - \langle SS \rangle$. Including only variations of the fit range (and below the error on Z_S), it would be much smaller.

In figure 2 the pseudo-scalar meson mass squared is plotted versus the bare quark mass. Using regularly spaced quark masses, each $m_1 + m_2$ combination is realized in several ways and the pertinent M_P are in excellent agreement. In other words, isospin breaking effects are tiny and can henceforth be ignored. Therefore we fit the quark mass dependence of the pseudo-scalar meson mass with the resummed quenched XPT expression [25]

$$M_P^2 = A (m_1 + m_2)^{1/(1+\delta)} + B (m_1 + m_2)^2 \quad (10)$$

which is strictly true only for degenerate masses.

The next step requires some experimental input. Since we do not see any isospin breaking effects and electromagnetic corrections are of the order of 1%, while our statistical errors turn out to be roughly 10%, we decided to use the charged meson masses as input. Sticking to the identification $r_0 = 0.5 \text{ fm}$ we use $M_K r_0 = 493.7 \text{ MeV} \cdot 0.5 \text{ fm} = 1.251$ and $M_\pi r_0 = 139.6 \text{ MeV} \cdot 0.5 \text{ fm} = 0.3537$ as input. This gives the bare $(m_1 + m_2) r_0$ values indicated by a horizontal error bar in figure 2. Multiplying the bare masses with the $Z_m = Z_S^{-1}$ obtained earlier, we extract the renormalized quark masses. Our results for $m_s + m_{ud}$ and $2m_{ud}$ are reported in tables 4 and 5, respectively.

To finally push to the continuum we perform a combined fit (including all couplings and smearing levels) with a common continuum value and individual $O(a^2)$ terms. We do this for the quantities $(m_s + m_{ud}) r_0$, $2m_{ud} r_0$ (as shown in figure 3) as well as for $m_s r_0$ and m_s/m_{ud} . Our final result is

$$m_s(\overline{\text{MS}}, 2 \text{ GeV}) r_0 = 0.301(25)(7) \quad (11)$$

	$\beta = 5.66$	$\beta = 5.76$	$\beta = 5.84$	$\beta = 6.0$
none	ill-def.	ill-def.	0.219(34)(181)	0.378(36)(28)
1 APE	0.244(34)(45)	0.366(40)(50)	0.260(33)(19)	0.329(27)(31)
3 APE	0.260(21)(47)	0.311(32)(43)	0.223(32)(20)	0.312(26)(26)
1 HYP	0.301(25)(39)	0.336(35)(67)	0.240(28)(23)	0.321(26)(28)
3 HYP	0.281(20)(40)	0.321(31)(24)	0.247(31)(21)	0.321(26)(22)

Table 4: $(m_s+m_{ud})r_0$ in $(\overline{\text{MS}}, 2 \text{ GeV})$ conventions. With the thin link action at $\beta=5.66, 5.76$ no $Z_m = Z_S^{-1}$ is available.

	$\beta = 5.66$	$\beta = 5.76$	$\beta = 5.84$	$\beta = 6.0$
none	ill-def.	ill-def.	0.006(05)(08)	0.027(09)(03)
1 APE	0.006(07)(09)	0.017(12)(13)	0.007(08)(04)	0.027(07)(04)
3 APE	0.012(05)(17)	0.014(10)(18)	0.007(07)(01)	0.023(06)(03)
1 HYP	0.021(07)(05)	0.021(08)(09)	0.011(07)(02)	0.026(07)(04)
3 HYP	0.014(08)(05)	0.028(12)(09)	0.009(06)(05)	0.022(05)(03)

Table 5: $2m_{ud}r_0$ in $(\overline{\text{MS}}, 2 \text{ GeV})$ conventions. With the thin link action at $\beta=5.66, 5.76$ no $Z_m = Z_S^{-1}$ is available.

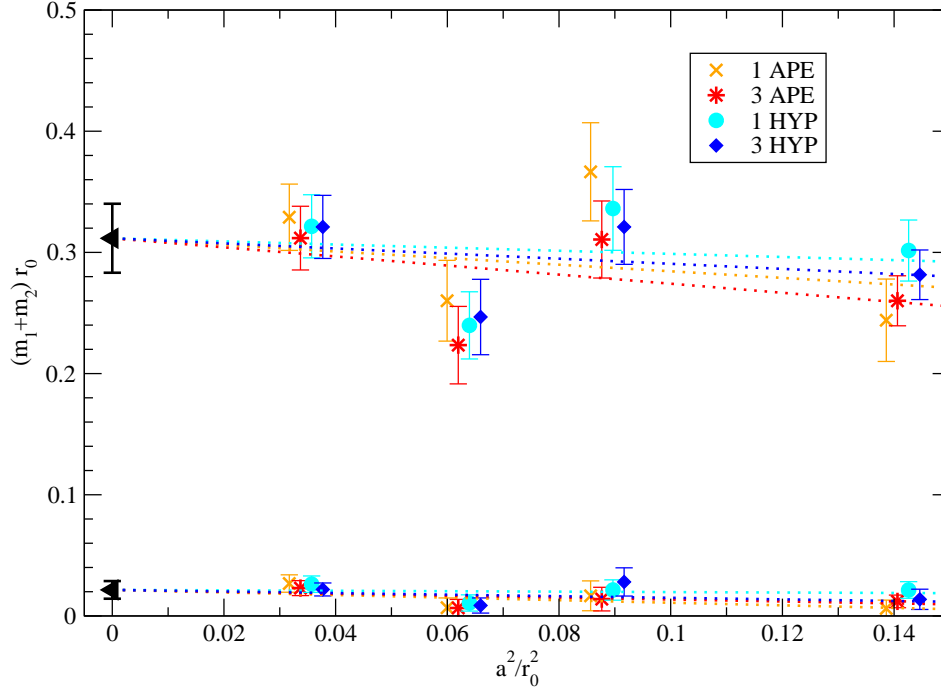


Figure 3: Renormalized $(m_s+m_{ud})r_0$ and $2m_{ud}r_0$ in $(\overline{\text{MS}}, 2 \text{ GeV})$ conventions versus $(a/r_0)^2$, the lattice spacing squared (errors are statistical).

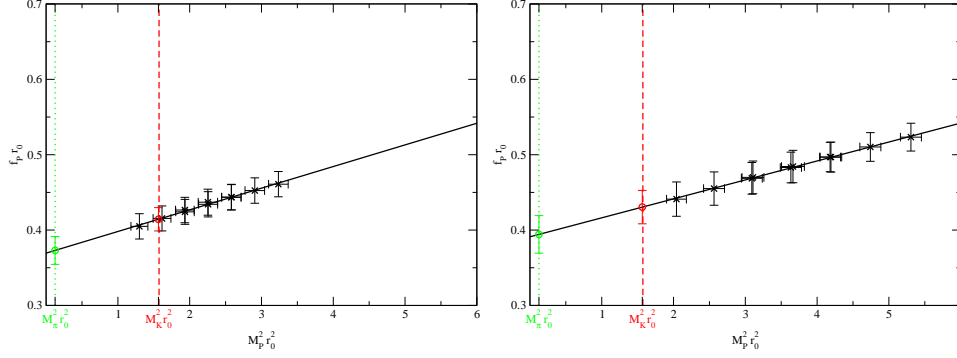


Figure 4: Pseudo-scalar decay constant $f_P r_0$ versus $(M_P r_0)^2$ on our coarsest and finest ($\beta = 5.66, 6.0$) lattice for the 1HYP overlap operator. M_P and f_P are obtained from a fit to the $\langle A_0 A_0 \rangle$ correlator in the region $T = \{5N_T/16, \dots, 11N_T/16\}$. The solid curve is a linear fit, the dotted vertical lines indicate the physical $M_\pi r_0$ and $M_K r_0$, respectively.

in the continuum which, upon using $r_0 = 0.5 \text{ fm}$, leads to the result given in (2). For the ratio m_s/m_{ud} we find the value given in (3). In either case the generic comment on statistical and systematic errors, as stated in the introduction, applies. Evidently, any result involving m_{ud} benefits from our choice to use (10) at finite lattice spacing, since it restricts the curve in figure 2 to go through zero. Without such a restriction the extrapolation would be going too far, and we would not have a result for m_s/m_{ud} . The absence of curvature in our data is the reason why this ratio is in rather good agreement with the XPT result $m_s/m_{ud} = 24.4(1.5)$ [26], in spite of the limitations mentioned and in spite of the latter value referring to a different theory (full QCD).

The pseudo-scalar decay constant f_P is extracted from the $\langle A_0 A_0 \rangle$ correlator. Generically, we see plateaus for the effective decay constant from about $N_T/4$ on, again with the exception of the unfiltered operator where they are less pronounced. We use the Z_A values discussed earlier. Our central values stem from the interval $5N_T/16 \leq t \leq 11N_T/16$ and the error estimate comes from comparing to the $\langle PP \rangle - \langle SS \rangle$ channel, from varying the fit range and from the error on Z_A .

In figure 4 f_P is plotted versus the meson mass squared. We see a strictly linear behavior at all couplings, with the lattice spacing having only mild effects on intercept and slope. Since (quenched) XPT predicts a linear dependence on M_P^2 at lowest order and (quenched) chiral logs enter at 1-loop level only, we decided to stick to the leading order and do a linear fit. The intercept with $(M_K r_0)^2 = 1.251^2$ and $(M_\pi r_0)^2 = 0.3537^2$ defines the $f_K r_0$ and $f_\pi r_0$ at finite lattice spacing reported in tables 6 and 7, respectively.

To extrapolate to the continuum, the same recipe is used as before. A combined fit to all filtering levels is performed with a common continuum

	$\beta = 5.66$	$\beta = 5.76$	$\beta = 5.84$	$\beta = 6.0$
none	ill-def.	ill-def.	0.575(39)(163)	0.422(19)(10)
1 APE	0.412(23)(69)	0.391(21)(10)	0.463(31)(35)	0.430(22)(26)
3 APE	0.426(18)(54)	0.398(20)(06)	0.449(33)(33)	0.433(22)(31)
1 HYP	0.414(15)(40)	0.398(21)(03)	0.446(32)(22)	0.430(22)(27)
3 HYP	0.400(15)(49)	0.378(16)(08)	0.419(28)(26)	0.430(22)(35)

Table 6: $f_K r_0$ on all lattices used in the continuum extrapolation and the unfiltered two. With the thin link action at $\beta=5.66, 5.76$ there is no signal.

	$\beta = 5.66$	$\beta = 5.76$	$\beta = 5.84$	$\beta = 6.0$
none	ill-def.	ill-def.	0.541(48)(211)	0.387(23)(19)
1 APE	0.367(37)(161)	0.356(24)(22)	0.438(45)(81)	0.393(25)(36)
3 APE	0.398(36)(133)	0.358(24)(28)	0.415(47)(66)	0.397(26)(42)
1 HYP	0.373(18)(69)	0.365(24)(14)	0.412(42)(33)	0.394(25)(36)
3 HYP	0.386(26)(118)	0.334(18)(07)	0.386(39)(55)	0.396(25)(45)

Table 7: $f_\pi r_0$ on all lattices used in the continuum extrapolation and the unfiltered two. With the thin link action at $\beta=5.66, 5.76$ there is no signal.

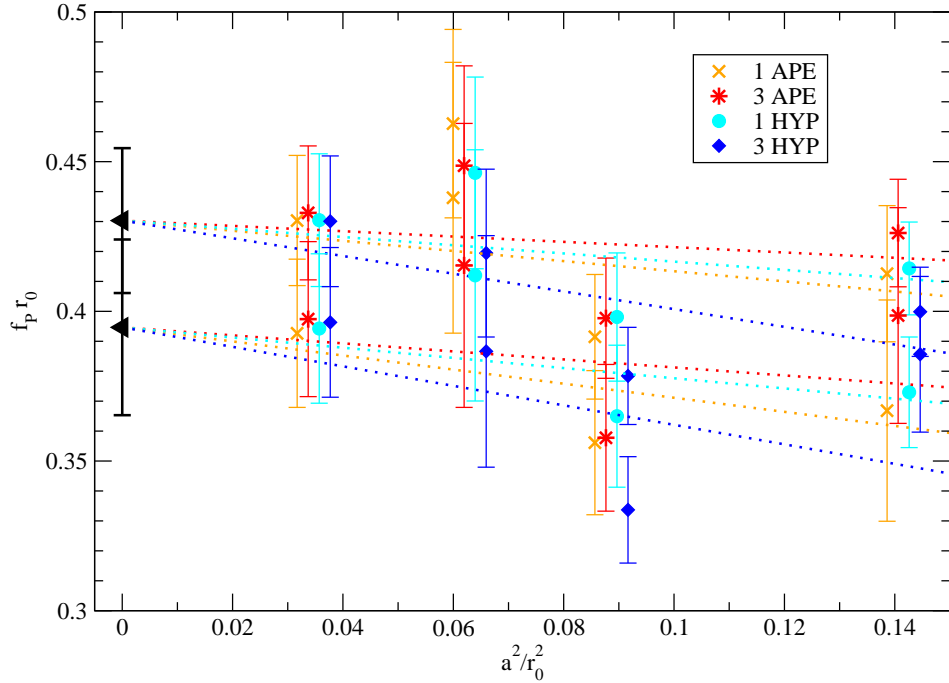


Figure 5: Pseudo-scalar decay constants $f_\pi r_0$ and $f_K r_0$ versus $(a/r_0)^2$, the lattice spacing squared (errors are statistical).

limit and individual $O(a^2)$ terms, as shown in figure 5 for f_K and f_π . We obtain

$$f_K r_0 = 0.430(24)(5) \quad (12)$$

in the continuum which, upon using $r_0 = 0.5$ fm, leads to the result reported in (2). Applying the same strategy to the ratio f_K/f_π we find the value presented in (3). Given our large errors it is not so surprising that both our f_K and f_K/f_π are in reasonable agreement with the experimental $f_K^{\text{exp}} = 159.8(1.5)$ MeV [27] and $(f_K/f_\pi)^{\text{exp}} = 1.223(12)$ [27], respectively. Pushing to higher precision would, especially in the latter case, most likely reveal a genuine quenching error [28].

4 Conclusion

We have presented an exploratory scaling study with UV-filtered overlap quarks, concentrating on the quenched continuum limit of the light quark masses and the π and K decay constants. The focus is not so much on the numerical values obtained; the point is that a nice scaling behavior has been observed down to lattices as coarse as $a^{-1} \simeq 1$ GeV. As anticipated in [5] the details of the filtering recipe play a minor role and therefore we conjecture that with analytic gauge link smearing techniques [29] these properties will carry over to dynamical overlap calculations (cf. [30, 31, 32]).

For the time being let us mention that the simulations were done on a few of today's standard PCs (3 GHz Pentium 4), using an equivalent of ~ 120 days on one such PC for the 1 APE operator (including all couplings) and of ~ 60 days for any of the other filtered operators. With a complete scaling study based on overlap valence quarks requiring less than 1 PC year one is tempted to ask whether for some phenomenological questions the overlap might actually represent the cheapest approach to obtain a continuum result.

Acknowledgments: This work is based on an earlier collaboration with Urs Wenger that lead to [5]. S.D. was supported by the Swiss NSF.

References

- [1] H. Neuberger, Phys. Lett. B **417**, 141 (1998) [hep-lat/9707022].
- [2] P.H. Ginsparg and K.G. Wilson, Phys. Rev. D **25**, 2649 (1982).
- [3] P. Hasenfratz, V. Laliena and F. Niedermayer, Phys. Lett. B **427**, 125 (1998) [hep-lat/9801021].
- [4] M. Lüscher, Phys. Lett. B **428**, 342 (1998) [hep-lat/9802011].
- [5] S. Dürr, C. Hoelbling and U. Wenger, hep-lat/0506027.
- [6] T.G. Kovács, hep-lat/0111021.
- [7] T.G. Kovács, Phys. Rev. D **67**, 094501 (2003) [hep-lat/0209125].

- [8] T. DeGrand, Phys. Rev. D **67**, 014507 (2003) [hep-lat/0210028].
- [9] J. Gasser and H. Leutwyler, Annals Phys. **158**, 142 (1984).
- [10] M. Albanese *et al.* [APE Collab.], Phys. Lett. B **192**, 163 (1987).
- [11] A. Hasenfratz and F. Knechtli, Phys. Rev. D **64**, 034504 (2001) [hep-lat/0103029].
- [12] A. Hasenfratz, R. Hoffmann and F. Knechtli, Nucl. Phys. Proc. Suppl. **106**, 418 (2002) [hep-lat/0110168].
- [13] S. Dür, C. Hoelbling and U. Wenger, Phys. Rev. D **70**, 094502 (2004) [hep-lat/0406027].
- [14] R. Sommer, Nucl. Phys. B **411**, 839 (1994) [hep-lat/9310022].
- [15] M. Guagnelli, R. Sommer and H. Wittig [ALPHA Collab.], Nucl. Phys. B **535**, 389 (1998) [hep-lat/9806005].
- [16] G. Martinelli, C. Pittori, C.T. Sachrajda, M. Testa and A. Vladikas, Nucl. Phys. B **445**, 81 (1995) [hep-lat/9411010].
- [17] L. Giusti, C. Hoelbling and C. Rebbi, Nucl. Phys. Proc. Suppl. **106**, 739 (2002) [hep-lat/0110184].
- [18] L. Giusti, C. Hoelbling and C. Rebbi, Phys. Rev. D **64**, 114508 (2001), Erratum-ibid. D **65**, 079903 (2002) [hep-lat/0108007].
- [19] K.G. Chetyrkin and A. Retey, Nucl. Phys. B **583**, 3 (2000) [hep-ph/9910332].
- [20] P. Hernandez, K. Jansen, L. Lellouch and H. Wittig, JHEP **0107**, 018 (2001) [hep-lat/0106011].
- [21] J. Wennekers and H. Wittig, hep-lat/0507026.
- [22] S. Dür, C. Hoelbling and U. Wenger, proceedings of Lattice 2005.
- [23] T. Blum *et al.*, Phys. Rev. D **69** (2004) 074502 [hep-lat/0007038].
- [24] C. Gattringer *et al.* [BGR Collab.], Nucl. Phys. B **677**, 3 (2004) [hep-lat/0307013].
- [25] S.R. Sharpe, Phys. Rev. D **46**, 3146 (1992) [hep-lat/9205020].
- [26] J. Gasser and H. Leutwyler, Phys. Rept. **87**, 77 (1982).
- [27] K. Hagiwara *et al.* [PDG Collab.], Phys. Rev. D **66**, 010001 (2002).
- [28] S. Aoki *et al.* [CP-PACS Collaboration], Phys. Rev. D **67**, 034503 (2003) [hep-lat/0206009].
- [29] C. Morningstar and M.J. Peardon, Phys. Rev. D **69**, 054501 (2004) [hep-lat/0311018].
- [30] T. DeGrand and S. Schaefer, Phys. Rev. D **71**, 034507 (2005) [hep-lat/0412005].
- [31] T. DeGrand and S. Schaefer, hep-lat/0506021.
- [32] Y. Aoki, Z. Fodor, S.D. Katz and K.K. Szabo, proceedings of Lattice 2005 and paper in preparation.