

Discovery potential for a charged Higgs boson decaying in the chargino-neutralino channel of the ATLAS detector at the LHC

C. Hansen^{†,1}, N. Gollub[†], K. Assamagan[‡], T. Ekelöf[†]

[†]*Uppsala University - Department of Radiation Sciences
Uppsala, SWEDEN*

[‡]*Brookhaven National Laboratory
Upton, NY 11973, USA*

Abstract

Charged Higgs boson production via the gluon-bottom quark mode, $gb \rightarrow tH^\pm$, followed by its decay into a chargino and a neutralino has been investigated. The calculations are based on masses and couplings given by the Minimal Supersymmetric Standard Model (MSSM) for a specific choice of MSSM parameters. The signature of the signal is characterized by three hard leptons, a substantial missing transverse energy due to the decay of the neutralino and the chargino and three hard jets from the hadronic decay of the top quark. The possibility of detecting the signal over the Standard Model (SM) and non-SM backgrounds was studied for a set of $\tan \beta$ and m_A . The existence of $5\text{-}\sigma$ confidence level regions for H^\pm discovery at integrated luminosities of 100 fb^{-1} and 300 fb^{-1} is demonstrated, which cover also the intermediate region $4 \lesssim \tan \beta \lesssim 10$ where H^\pm decays to SM particles cannot be used for H^\pm discovery.

¹Corresponding author: Christian.Hansen@cern.ch

1 Introduction

The search for Higgs bosons is at the front-line of present research efforts in particle physics. While there is a single Higgs boson in the Standard Model (SM) [1] (the only SM-particle not yet discovered), the Minimal Supersymmetric (SUSY) extension of the Standard Model (MSSM) has five of them [2, 3]. Three neutrals, the CP -even h^0 and H^0 (where $m_h < m_H$), and the CP -odd A^0 , and two that are charged conjugates of each other, H^\pm . The detection of the charged Higgs bosons would unambiguously imply the existence of physics beyond the SM, since charged scalar states (like H^\pm) do not belong in the SM. The combined LEP collaborations have set lower limits in a model independent

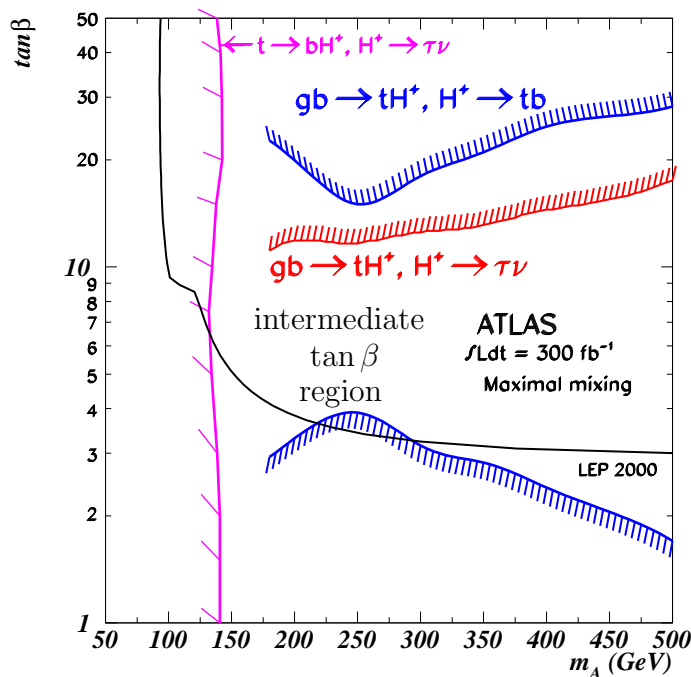


Figure 1: The ATLAS 5- σ discovery contour of the charged Higgs [4]. Below ~ 160 GeV the processes $t \rightarrow bH^\pm$, $H^\pm \rightarrow \tau\nu$ provides coverage for most $\tan\beta$. Above ~ 175 GeV the $gb \rightarrow bH^\pm$, $H^\pm \rightarrow \tau\nu$ covers the high $\tan\beta$ region ($\tan\beta \gtrsim 10$) while the $H^\pm \rightarrow tb$ channel covers the $\tan\beta \lesssim 4$ region. In the intermediate $\tan\beta$ region the charged Higgs decays to SM particles are undetectable at the LHC.

way on the mass of H^\pm -bosons, $M_{H^\pm} > 78.6$ GeV for any value of $\tan\beta$ [5]. At tree level in the MSSM, all Higgs particle masses and couplings are determined by two parameters [6]. The conventional choice is to use the mass of the CP -odd neutral Higgs, m_A , and the ratio of the vacuum expectation values of the Higgs doublets, $\tan\beta$. For the choice of MSSM

parameters considered here, the mass of the H^\pm does not differ considerably from that of the A^0 . The discovery potential of H^\pm at the LHC has been investigated by both ATLAS [4] and CMS [7] collaborations. It has been established that for m_A below ~ 160 GeV and for most values of $\tan\beta$ the charged Higgs can be discovered with 95% confidence level (C.L.) through the process $t \rightarrow bH^\pm$, $H^\pm \rightarrow \tau\nu$ [8] (see figure 1). Above the top quark mass (i.e. $m_{H^\pm} \gtrsim 175$ GeV) the charged Higgs is produced via the gluon-bottom quark mode, $gb \rightarrow tH^\pm$. In this mass region the charged Higgs can be discovered with a 5- σ C.L. through $H^\pm \rightarrow tb$ for $\tan\beta \lesssim 4$, such low $\tan\beta$ values are however already excluded by LEP with the m_t value used for the current investigation ², and for $\tan\beta \gtrsim 15$ [10] and through $H^\pm \rightarrow \tau\nu$ for $\tan\beta \gtrsim 10$ [11]. In the intermediate $\tan\beta$ region ($4 \lesssim \tan\beta \lesssim 10$) charged Higgs decays into SM particles have been found to be undetectable at the LHC. This zone of undetectability is for the $H^\pm \rightarrow tb$ channel partly due to the $H^\pm tb$ Yukawa coupling that is $\sim (m_b \tan\beta + m_t \cot\beta)$ [12] and has a minimum at $\tan\beta = \sqrt{m_t/m_b} \approx 7$. Also the $H^\pm \rightarrow \tau\nu$ channel becomes invisible at this region due to decreasing expected signal rate for decreasing $\tan\beta$ values [11]. For heavy charged Higgs ($m_{H^+} > m_t + m_b$) and for large $\tan\beta$ ($\tan\beta > 30$ for $m_{H^+} \sim 250$ GeV and $\tan\beta > 50$ for $m_{H^+} \sim 500$ GeV) it has been shown that the charged Higgs can be discovered at the LHC through the process $gg \rightarrow tbH^\pm$, $H^\pm \rightarrow tb$ [13].

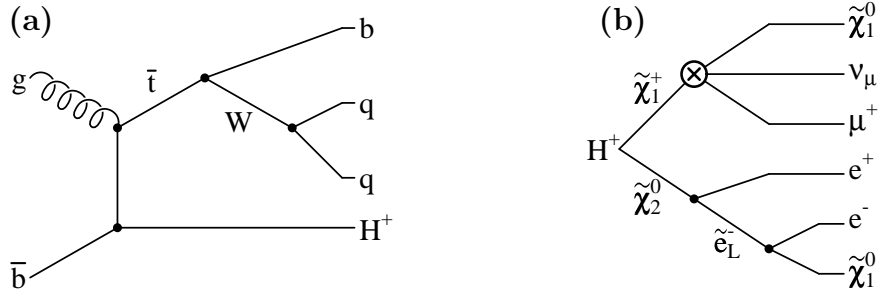


Figure 2: The Feynman diagram (a) shows the production of the $\bar{t}H^+$ final state and the diagram (b) shows an example of how H^\pm can decay to 3 leptons and several undetectable particles. The \otimes means either $\tilde{\chi}_1^+ \rightarrow \tilde{\chi}_1^0 + W^+$ where $W^+ \rightarrow \nu_\mu + \mu^+$ or $\tilde{\chi}_1^+ \rightarrow \tilde{\mu}^+ + \nu_\mu$ where $\tilde{\mu}^+ \rightarrow \tilde{\chi}_1^0 + \mu^+$ or $\tilde{\chi}_1^+ \rightarrow \tilde{\nu}_\mu + \mu^+$ where $\tilde{\nu}_\mu \rightarrow \tilde{\chi}_1^0 + \nu_\mu$.

Among the new massive particles predicted in the MSSM are the charginos, $\tilde{\chi}_{1,2}^\pm$ and the neutralinos, $\tilde{\chi}_{1,2,3,4}^0$, which are mass eigenstate mixtures of the electroweak gauginos and the Higgsinos. As normally done, the $\tilde{\chi}_1^0$ will be assumed to be the stable Lightest SUSY Particle (LSP), which is correct unless there is a lighter gravitino.

It is concluded in [14] (based on [15]) that searching for H^\pm decays into a chargino and a neutralino can be a viable method for H^\pm discovery in parts of the intermediate

²This exclusion region can however change with the new world-averaged $m_t = 178.0 \pm 4.3$ GeV [9].

region $4 \lesssim \tan\beta \lesssim 10$. The authors show that the processes $g\bar{b} \rightarrow \bar{t}H^+ + c.c.$ with $H^\pm \rightarrow \tilde{\chi}_{1,2}^\pm \tilde{\chi}_{1,2,3,4}^0$ can be distinguished from the SM and non-SM backgrounds using as signature three hard leptons and substantial missing transverse energy from the neutralino and chargino decays and three hard jets from the hadronic top decay. In figure 2, an example is shown of how the charged Higgs decay in the chargino neutralino channel $H^\pm \rightarrow \tilde{\chi}_{1,2}^\pm \tilde{\chi}_{1,2,3,4}^0 \rightarrow 3\ell + N$ can produce three leptons and a number, N , of undetectable particles in the final state. This paper reports on an investigation of the charged Higgs discovery potential for this channel in the intermediate $\tan\beta$ region using the ATLAS detector. The dominating SM background channels are $gg \rightarrow t\bar{t}$ and $gg \rightarrow t\bar{t}Z$. A third SM background channel, $gg \rightarrow t\bar{t}\gamma$, was demonstrated in [14] to give a negligible contribution. The dominating non-SM backgrounds are $gg \rightarrow t\bar{t}h$, $gg \rightarrow \tilde{\chi}\tilde{\chi}$ and $gg \rightarrow \tilde{q}, \tilde{g}$. For this investigation integrated luminosities of 100 fb^{-1} and 300 fb^{-1} are assumed. HERWIG [16], [17] is used as Monte Carlo physics simulator and ATLFAST [18] is used to perform a fast simulation of the ATLAS detector³.

In section 2 the used MSSM parameters and the signal branching ratio (BR) are presented. In section 3 the cross sections for the charged Higgs production and the background channels are discussed. Section 4 shows the expected number of events and in section 5 we describe the analysis. Finally the results are summarized and discussed in section 6.

2 MSSM Parameter Point and Signal Branching Ratio

For the analysis shown in this paper a point in the MSSM parameter space is chosen so that the branching ratio for Higgs decays into a chargino and neutralino are maximized. The same point was used for the CMS-analysis in [14]. Many independent input MSSM parameters are involved in the calculation of the $H^\pm \rightarrow \text{chargino-neutralino}$ rate. At tree-level, two parameters, m_A and $\tan\beta$, completely specify the Higgs masses and couplings to SM particles [6]. For the charginos and neutralinos (the “inos”) the tree-level masses and couplings to the charged Higgs bosons are determined by the parameters m_A , $\tan\beta$, M_2 and μ . M_1 is assumed to be determined from M_2 via gaugino unification; $M_1 = \frac{5}{3} \tan^2 \theta_W M_2$. The branching ratio of ino decays to leptons depend on the trilinear coupling, A_τ , which is here put to zero, and on the left- and right-handed soft slepton masses. It is assumed that for all three generations $m_{\tilde{\ell}_R} = m_{\tilde{\ell}_L}$ and that the two first generations are degenerate in mass, i.e. $m_{\tilde{e}_{L,R}} = m_{\tilde{\mu}_{L,R}} = m_{\tilde{\ell}_R}$. It was chosen to maximize the ino decays to leptons by setting $m_{\tilde{\ell}_R}$ to the lowest value allowed by the LEP results which is $m_{\tilde{\ell}_R} \sim 110 \text{ GeV}$ [14]. The third generation slepton masses, $m_{\tilde{\tau}_{L,R}}$, are assumed to be 100 GeV above the selectron and smuon masses. This enhances the ino decays to leptons since the branching ratios of ino \rightarrow stau are then less than to the first

³Both packages are used within the ATHENA framework in the ATLAS Software Release 7.0.3.

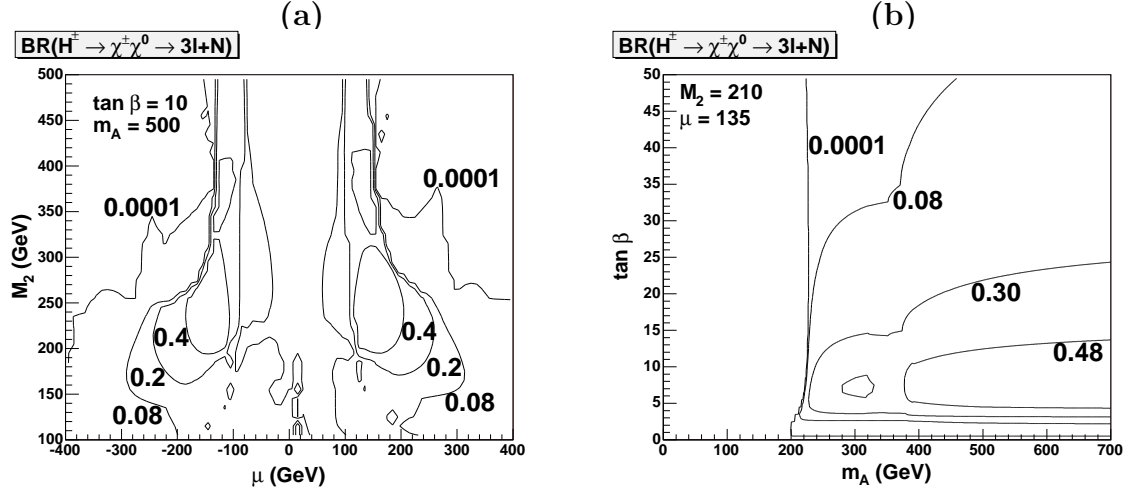


Figure 3: The contours of constant branching ratio of $H^\pm \rightarrow \tilde{\chi}_{1,2}^\pm \tilde{\chi}_{1,2,3,4}^0 \rightarrow 3\ell + N$, where N represents undetectable final state particles and $\ell = e^\pm$ or μ^\pm , are shown in (a) for $\tan \beta = 10$ and $m_A = 500$ GeV in the M_2 vs. μ plane and in (b) for $M_2 = 210$ GeV and $\mu = 135$ GeV in the $\tan \beta$ vs. m_A plane. Both in (a) and (b) $m_{\tilde{\ell}_R} = 110$ GeV, $m_{\tilde{\tau}_R} = 210$ GeV, $m_{\tilde{g}} = 800$ GeV, $m_{\tilde{q}} = 1$ TeV and $m_t = 175$ GeV and the trilinear coupling terms are set to zero.

slepton generations. A heavy gluino mass, $m_{\tilde{g}} = 800$ GeV, is assigned and all squark masses are set to 1 TeV. These values are used as input to ISAJET7.64 [20] to calculate the total branching ratio of $H^\pm \rightarrow \tilde{\chi}_{1,2}^\pm \tilde{\chi}_{1,2,3,4}^0 \rightarrow 3\ell + N$ in the M_2 - μ parameter space setting $\tan \beta = 10$ and $m_A = 500$ GeV. According to the results shown in figure 3a ⁴ the branching ratio of charged Higgs decay to three leptons is higher than 0.4 by choosing $M_2 = 210$ GeV and $\mu = 135$ GeV. The MSSM parameter point chosen is thus:

- $M_2 = 210$ GeV, $\mu = 135$ GeV, $m_{\tilde{\ell}_R} = 110$ GeV, $m_{\tilde{\tau}_R} = 210$ GeV, $m_{\tilde{g}} = 800$ GeV, $m_{\tilde{q}} = 1$ TeV.

With these values as input ISAJET7.64 was used to calculate the total branching ratio of $H^\pm \rightarrow \tilde{\chi}_{1,2}^\pm \tilde{\chi}_{1,2,3,4}^0 \rightarrow 3\ell + N$ in the $\tan \beta$ - m_A space. The results are shown in figure 3b.

3 Cross Sections

The next-to-leading order (NLO) cross section for the signal, $gb \rightarrow tH^\pm$, has been calculated in [19] for the $\tan \beta$ and m_A values indicated with dots in figure 4a ⁵. The contours

⁴ISAWIG 1.200 (an ISAJET-HERWIG interface) was used for these calculations.

⁵In [19] the cross sections are given for $(\tan \beta, m_H)$ values. The change in the cross section when putting $m_H = m_A$ is negligible.

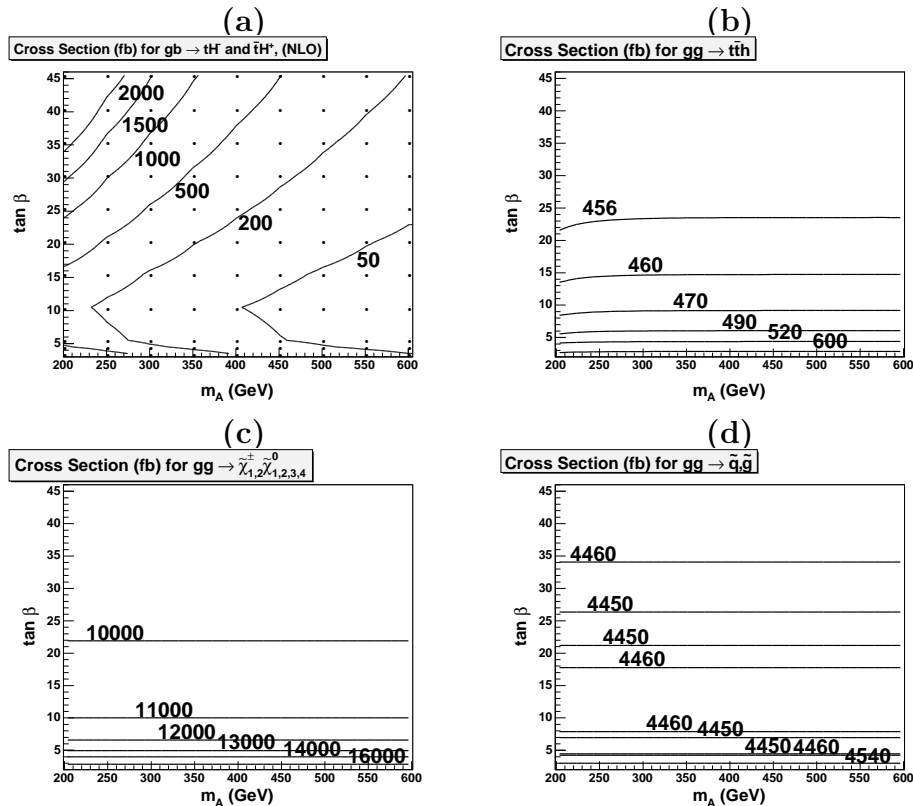


Figure 4: The contours in **(a)** shows the NLO cross section for the signal ($gb \rightarrow tH^+, \bar{t}H^-$). The cross sections for the $(\tan\beta, m_A)$ values indicated with dots are taken from [19] and in between the cross section is calculated with a linear interpolation. In **(b)**, **(c)** and **(d)** the contours for the LO cross section (obtained from HERWIG) for the SUSY background channel $gg \rightarrow t\bar{t}h$, $gg \rightarrow \tilde{\chi}\tilde{\chi}$ and $gg \rightarrow \tilde{q}, \tilde{g}$ respectively are shown.

of constant cross section in this plot have been obtained by linear interpolation between the points. The NLO cross section for the SM background channel $t\bar{t}$ is 737 pb [21]. For the $t\bar{t}Z$ and the non-SM background channels only leading order (LO) cross section are used. However, the $t\bar{t}$ background is by far the largest of all the backgrounds and the NLO corrections to the other background channels would be small with respect to the $t\bar{t}$ alone. The LO cross section for the SM background channel $t\bar{t}Z$ as obtained with HERWIG is 439 fb. The LO cross section for the SUSY background channels depend on $\tan\beta$ and weakly on m_A and are calculated using HERWIG with its SUSY extension [17]. The obtained result is shown for the SUSY background channels $gg \rightarrow t\bar{t}h$, $gg \rightarrow \tilde{\chi}\tilde{\chi}$ and $gg \rightarrow \tilde{q}, \tilde{q}$ in figure 4b, c and d respectively.

4 Event Production

Table 1 shows for each process the number of simulated events generated by HERWIG and processed with ATLFAST. The signal and SUSY background events were produced for the $\tan\beta$ and m_A values represented by the 99 dots in figure 4a. The SM backgrounds obviously do not depend on any MSSM parameter.

	Process	Number Events Produced
Signal	$gb \rightarrow tH^\pm, H^\pm \rightarrow \tilde{\chi}_{1,2}^\pm \tilde{\chi}_{1,2,3,4}^0 \rightarrow 3\ell + N$ and $t \rightarrow bq\bar{q}$	$\sim 4 \cdot 10^5$ for each $(\tan\beta, m_A)$ dot in figure 4a
SM Bkg	$gg \rightarrow t\bar{t}$	10^8
	$gg \rightarrow t\bar{t}Z$	$2 \cdot 10^7$
SUSY Bkg	$gg \rightarrow t\bar{t}h$	10^7 for each $(\tan\beta, m_A)$ dot
	$gg \rightarrow \tilde{\chi}\tilde{\chi}$	10^7 for each $(\tan\beta, m_A)$ dot
	$gg \rightarrow \tilde{q}, \tilde{g}$	10^6 for each $(\tan\beta, m_A)$ dot

Table 1: In the rightmost column the number events produced for each process, ensuring a negligible statistical uncertainty on the number of expected event after all cuts, are shown. The signal and SUSY background events were produced for the different $\tan\beta$ and m_A values represented by the dots in figure 4a. The SM background processes do not depend on MSSM parameters.

5 Event Selection

Four different cuts were optimized and used to enhance the signal over background ratio in the generated event sample. The first cut excludes events without three isolated leptons. This *Three Lepton Cut* requires:

- Exactly three isolated leptons ($\ell = e$ or μ) with $|\eta| < 2.4$, with $p_T > 7$ GeV and at least one of which with $p_T > 20$ GeV.

An electron (muon) is considered as an isolated lepton if it has $p_T > 5$ GeV (6 GeV), if it is within $|\eta| < 2.5$, if the sum of energy deposited in a hollow cone of $0.1 < \Delta R < 0.4$ (where $\Delta R = \sqrt{(\Delta\varphi)^2 + (\Delta\eta)^2}$) around the lepton track is less than 10 GeV and if no other isolated lepton nor jet is within the cone $\Delta R = 0.4$ around it [18]. In order to trigger on the signal events the detection of high- p_T leptons are required. The first cut mentioned above is chosen such that it meet the requirements of the ATLAS trigger system which has rather low p_T thresholds on electrons and muons [22].

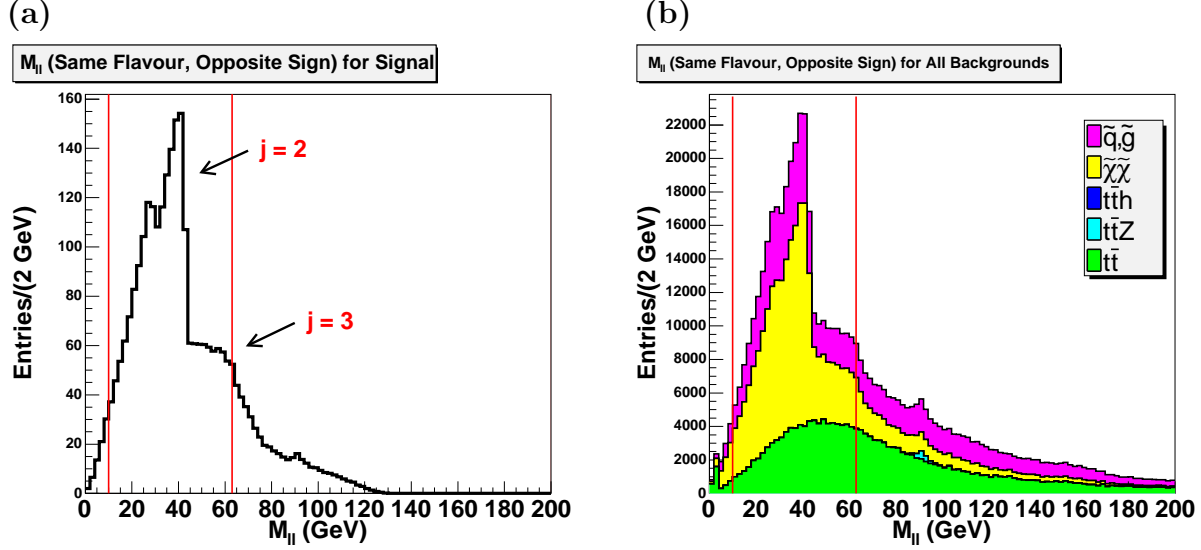


Figure 5: Invariant mass, $M_{\ell\ell}$, of two isolated leptons with the same flavor and opposite charge is histogrammed for (a) the signal and for (b) the background channels. For the SUSY channels $\tan\beta = 10$ and $m_A = 350$ GeV. The histograms are normalised to the expected event rate for an integrated luminosity of 300 fb^{-1} .

The second cut is based on the fact that for the signal two of the three isolated leptons come from the decay of a neutralino, $\tilde{\chi}_j^0$. The neutralino can decay to two same flavor, opposite charge leptons plus some undetectable particles. The invariant mass of the lepton pair, $M_{\ell\ell}$, is kinematically constrained. For example when $\tilde{\chi}_1^0$ is the only undetectable particle from $\tilde{\chi}_j^0$ (as in figure 2b) we have [23]

$$M_{\ell\ell_{max}} = \sqrt{\left(m_{\tilde{\chi}_j^0}^2 - m_{\tilde{\ell}}^2\right) \left(m_{\tilde{\ell}}^2 - m_{\tilde{\chi}_1^0}^2\right) / m_{\tilde{\ell}}^2} , \quad (1)$$

where $\tilde{\ell}$ is the slepton involved in the decay chain $\tilde{\chi}_j^0 \rightarrow \ell\tilde{\ell} \rightarrow 2\ell + \tilde{\chi}_1^0$. For $\tan\beta = 10$ and $m_A = 350$ GeV we have $m_{\tilde{\chi}_1^0} = 77.6$ GeV, $m_{\tilde{\chi}_2^0} = 131.4$ GeV and $m_{\tilde{\chi}_3^0} = 145.9$ GeV for the MSSM point given in section 2 [20]. This gives $M_{\ell\ell_{max}} = 50.9$ GeV (68.0 GeV) for $j = 2$ ($j = 3$) which can be approximately seen by the first (second) edge in figure 5a. The explanation for the tail above $M_{\ell\ell} > 63$ GeV is limited invariant mass resolution in this region. For $\tan\beta = 10$ and $m_A = 350$ GeV $m_{H^+} < m_{\tilde{\chi}_4^0} + m_{\tilde{\chi}_1^+}$, for the MSSM point given in section 2, which makes a third edge (for $j = 4$) kinematically impossible. The edge corresponding to $j = 3$ is not very dependent on $\tan\beta$ or m_A and corresponds approximately to the maximum value for $M_{\ell\ell}$ (see figure 5a and b). A minimum value of $M_{\ell\ell} = 10$ GeV and a maximum value of 63 GeV is allowed. The *Two Lepton Cut* requires:

- Out of the three isolated leptons at least one pair is found with two lepton of same

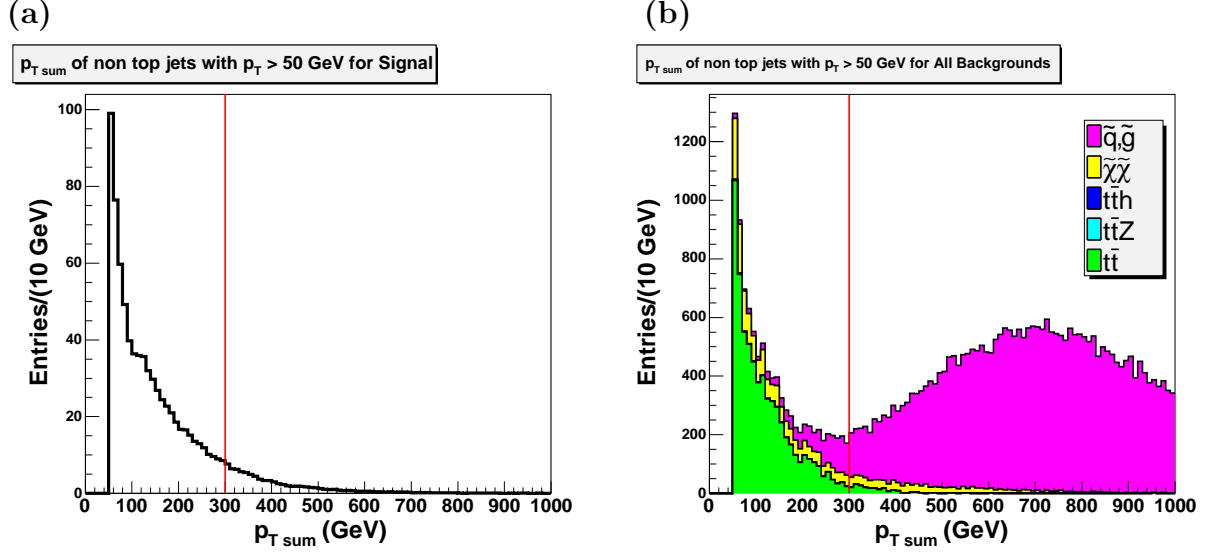


Figure 6: The sum of p_T for jets that have $p_T > 50$ GeV and $|\eta| < 4.5$, but were not assigned to one of the three top jets for (a) the signal and for (b) the background channels. For the SUSY channels $\tan \beta = 10$ and $m_A = 350$ GeV. The histograms are normalised to the expected event rate for an integrated luminosity of 300 fb^{-1} .

flavour, opposite sign and with invariant mass in the range $10 \text{ GeV} < M_{\ell\ell} < 63 \text{ GeV}$.

Apart from requirements on the isolated leptons, it is also possible to impose conditions on the hadronic decay products of the top quark ($t \rightarrow b + W$) that is produced together with the charged Higgs boson. The *Top Cut* requirements are:

- Events must have at least three jets, each with $p_T > 20$ GeV in $|\eta| < 4.5$.
- Among these, the three jets most likely to come from the top quark are selected by minimizing $|m_{jjj} - m_t|$, where m_{jjj} is the invariant mass of the three-jet system. It is required that $|m_{jjj} - m_t| < 35 \text{ GeV}$.
- Among these three top jets, the two jets most likely to come from the W boson is selected by minimizing $|m_{jj} - m_W|$, where m_{jj} is the invariant mass of the two-jet system. It is required that $|m_{jj} - m_W| < 15 \text{ GeV}$.

The requirement that the third jet (assigning the two first to the W decay) be tagged as a b -jet was also tested. The b -tagging of jets is simulated in ATLFast and even though a b -tagging efficiency as high as 0.6 was assumed the b -Tag Cut did not increase the significance.

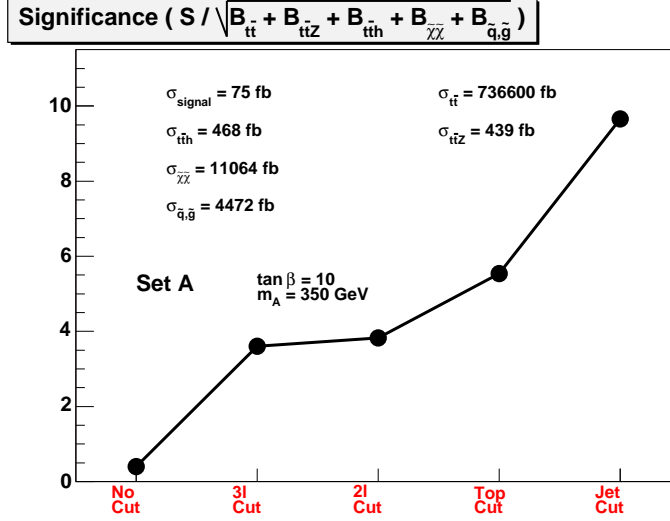


Figure 7: The significance (S/\sqrt{B}) after each cut is shown for $\tan\beta = 10$ and $m_A = 350 \text{ GeV}$. The other MSSM parameter values are $M_2 = 210 \text{ GeV}$, $\mu = 135 \text{ GeV}$, $m_{\tilde{\ell}_R} = 110 \text{ GeV}$, $m_{\tilde{\tau}_R} = 210 \text{ GeV}$, $m_{\tilde{g}} = 800 \text{ GeV}$, $m_{\tilde{q}} = 1 \text{ TeV}$. An integrated luminosity of 300 fb^{-1} is assumed. The cross sections (σ) are taken from figure 4.

The remaining jets that pass the cuts of $p_T > 20 \text{ GeV}$ and $|\eta| < 4.5$ but which were not assigned to the top quark are used for the fourth cut. The \tilde{q}, \tilde{g} background contains many hard jets as shown in figure 6. In view of this, the *Jet Cut* requires:

- The scalar sum of the p_T of all jets with $p_T > 50 \text{ GeV}$, excluding jets assigned to the top quark, is not allowed to exceed 300 GeV .

6 Results

For three years of LHC operation at high luminosity ($10^{34} \text{ cm}^{-2}\text{s}^{-1}$) the integrated luminosity is about $L = 300 \text{ fb}^{-1}$. The total number of events collected during this period for a certain process is $N_{tot} = \text{BR} \cdot \sigma \cdot L$, where the branching ratio for the signal is obtained from figure 3 and the production cross sections, σ , for the signal and the backgrounds from figure 4. The product of the cross section and the branching ratio for $gb \rightarrow tH^\pm$ with $H^\pm \rightarrow 3l + N$ can be seen in figure 8. To achieve the expected signal rate a factor of $2/3$, for the hadronical top decay, has to be multiplied with the values in figure 8. For the generation of the backgrounds the decay modes are not restricted and hence $\text{BR} = 1$ for all background processes. If the efficiency for a certain selection is ε_{sel} , then the number N of events surviving this selection is $N = \varepsilon_{sel} N_{tot}$. The resulting numbers N are given in table 2 for all four cuts introduced in succession for $\tan\beta = 10$, $m_A = 350 \text{ GeV}$, the

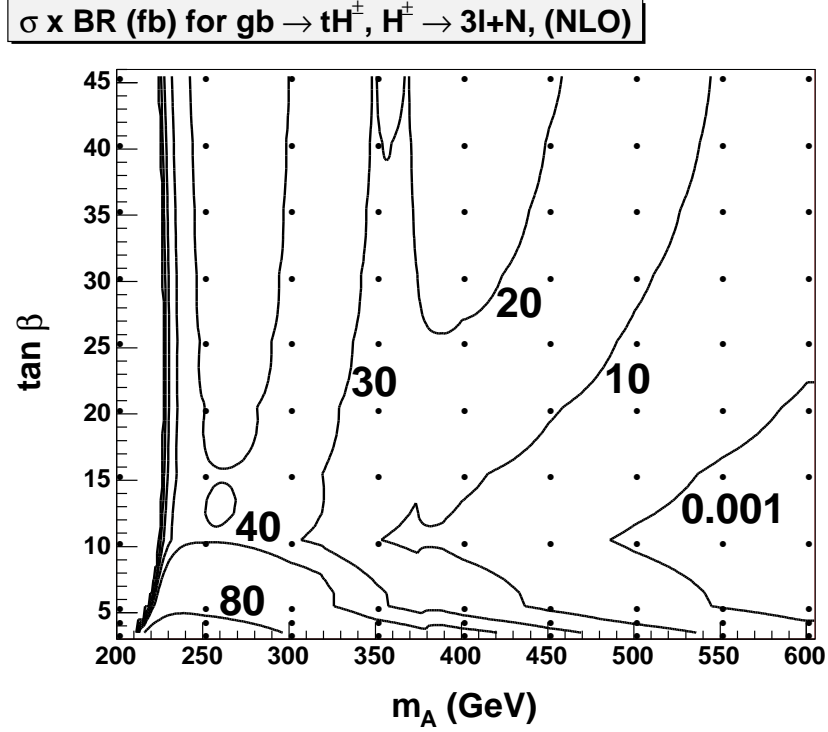


Figure 8: The expected rate ($\sigma \times \text{BR}$) in fb for $gb \rightarrow tH^\pm$ with $H^\pm \rightarrow 3l + N$.

	N_{signal}	$N_{t\bar{t}}$	$N_{t\bar{t}Z}$	$N_{t\bar{t}h}$	$N_{\tilde{\chi}\tilde{\chi}}$	$N_{\bar{q},\bar{g}}$	$\frac{S}{\sqrt{B}}$
No Cut	6068.7	$2.2 \cdot 10^8$	131738	140456	$3.3 \cdot 10^6$	$1.3 \cdot 10^6$	0.4
3l Cut	3018.3 ± 3.3	250938 ± 744	2554.0 ± 4.1	11.6 ± 0.3	241851 ± 273	207915 ± 343	3.6
2l Cut	2246.1 ± 3.2	87201 ± 439	129.1 ± 0.9	6.4 ± 0.2	174724 ± 234	82329 ± 228	3.8
Top Cut	1327.6 ± 2.8	12220 ± 164	55.2 ± 0.6	4.4 ± 0.2	4134 ± 37	41074 ± 163	5.5
Jet Cut	1239.7 ± 2.7	11995 ± 163	47.4 ± 0.5	3.2 ± 0.2	3092 ± 32	1331 ± 30	9.7

Table 2: Number of events for signal and backgrounds after the successive introduction of the four cuts, for $\tan \beta = 10$, $m_A = 350$ GeV and for an integrated luminosity of $L = 300 \text{ fb}^{-1}$. The errors quoted are derived from the Monte Carlo statistical error. In the last column the significance is shown.

values of the other MSSM parameters as specified in section 2 and $L = 300 \text{ fb}^{-1}$. The significance is calculated as

$$\mathcal{S} = \frac{N_{\text{signal}}}{\sqrt{\sum_i N_{\text{bkg}_i}}} , \quad (2)$$

where the sum is taken over all background channels (see table 1). In the analysis the cuts have been chosen so as to maximize the final significance, i.e. the significance after the Jet Cut for $\tan \beta = 10$ and $m_A = 350 \text{ GeV}$. The progression of the signal-to-background rejection when imposing in sequence the four different cuts is visualized in figure 7 where the significance after each cut is plotted.

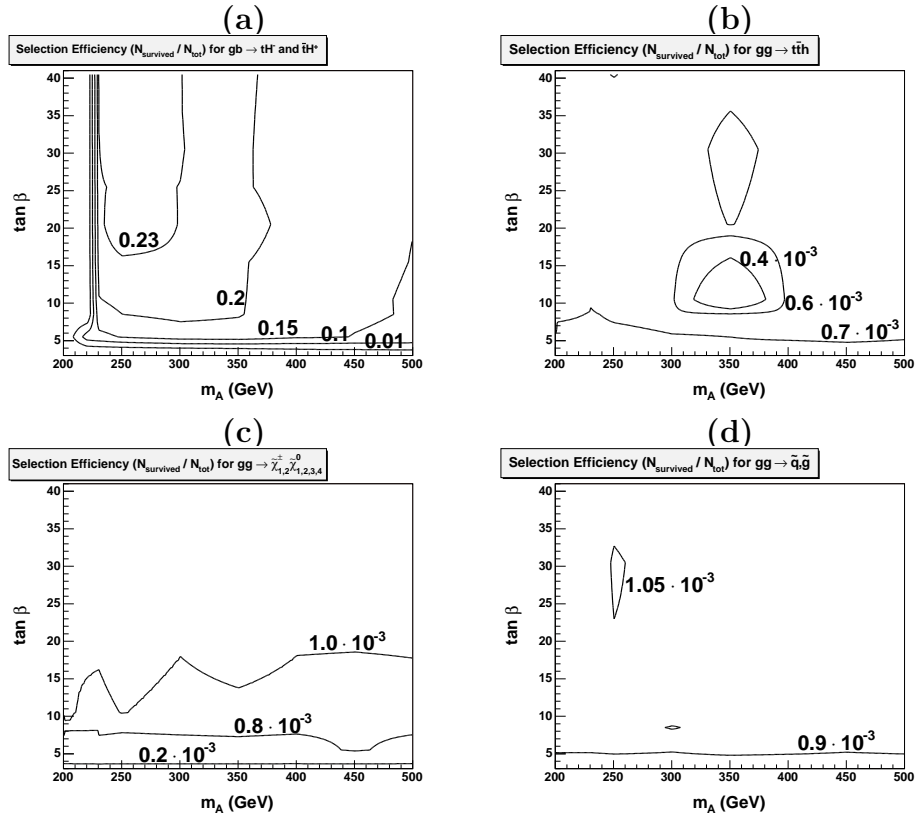


Figure 9: The contours show the selection efficiency for the signal ($gb \rightarrow tH^+, \bar{t}H^-$) and for the SUSY background channel $gg \rightarrow t\bar{t}h$, $gg \rightarrow \tilde{\chi}\tilde{\chi}$ and $gg \rightarrow \tilde{q}, \tilde{g}$ in (a), (b), (c) and (d) respectively. The efficiencies are calculated from simulated data taken from the $(\tan \beta, m_A)$ values indicated in figure 4a and in between the efficiency is calculated with linear interpolation.

The selection efficiencies, i.e. the ratio of the number events selected by all cuts out of the total number events, for the signal and the SUSY backgrounds are dependent on the $(\tan \beta, m_A)$ value. This is shown by the contours of constant selection efficiencies

in figure 9. The selection efficiencies for the SM background channels, not shown in figure 9, are, for all $(\tan\beta, m_A)$ values, $5.4 \cdot 10^{-5}$ and $3.6 \cdot 10^{-4}$ for $gg \rightarrow t\bar{t}$ and $gg \rightarrow t\bar{t}Z$ respectively.

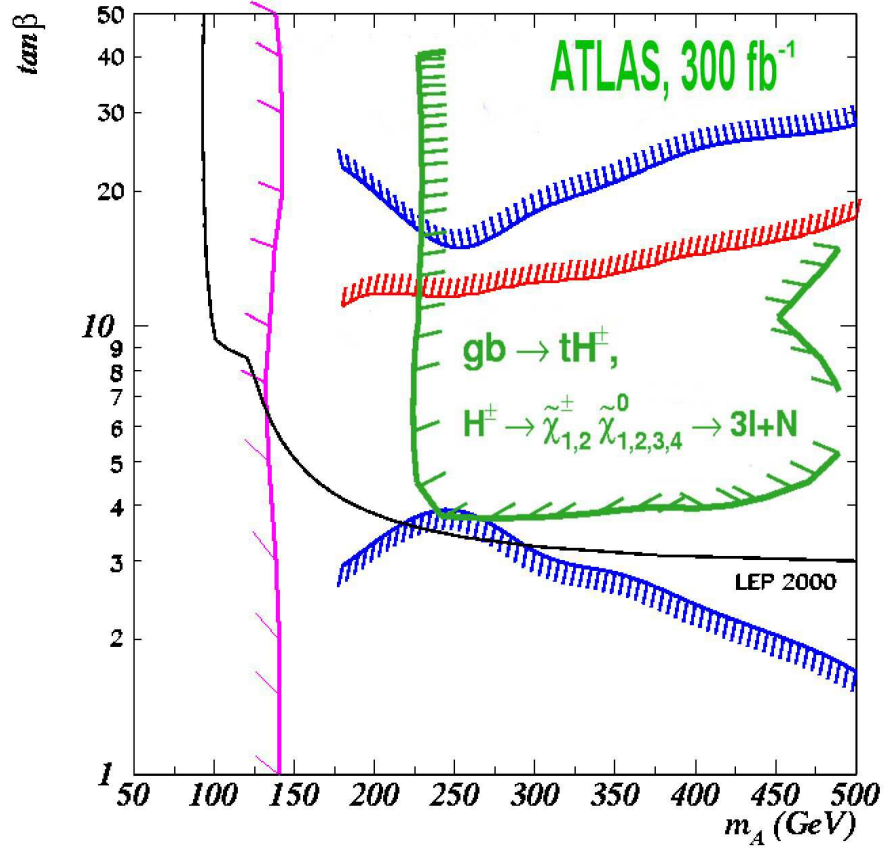


Figure 10: The 5- σ discovery contour for the $H^\pm \rightarrow \tilde{\chi}_{1,2}^\pm \tilde{\chi}_{1,2,3,4}^0 \rightarrow 3\ell + N$ channel for the parameter set defined in section 2 is shown in the $\tan\beta$ vs. m_A plane. The integrated luminosity is 300 fb^{-1} .

The selection efficiencies are used to also calculate the significance for different $(\tan\beta, m_A)$ values. This was done on a grid of points in the $\tan\beta$ vs. m_A plane with $\tan\beta$ steps of 1 and m_A steps of 25 GeV either directly from data at the data points (indicated by dots in figure 4a) or by linear interpolation between the data points. In figure 10 the contour where the significance reaches the value 5 is shown, superimposed on the previously introduced discovery contours shown in figure 1. The left edge of the potential discovery region more or less follows the $1 \cdot 10^{-4}$ contour of branching ratio of $H^\pm \rightarrow \tilde{\chi}_{1,2}^\pm \tilde{\chi}_{1,2,3,4}^0 \rightarrow 3\ell + N$ shown in figure 3b. The right edge of the discovery region follows the pattern of the NLO cross section for the signal $gb \rightarrow tH^+, \bar{t}H^-$ shown in figure 4a.

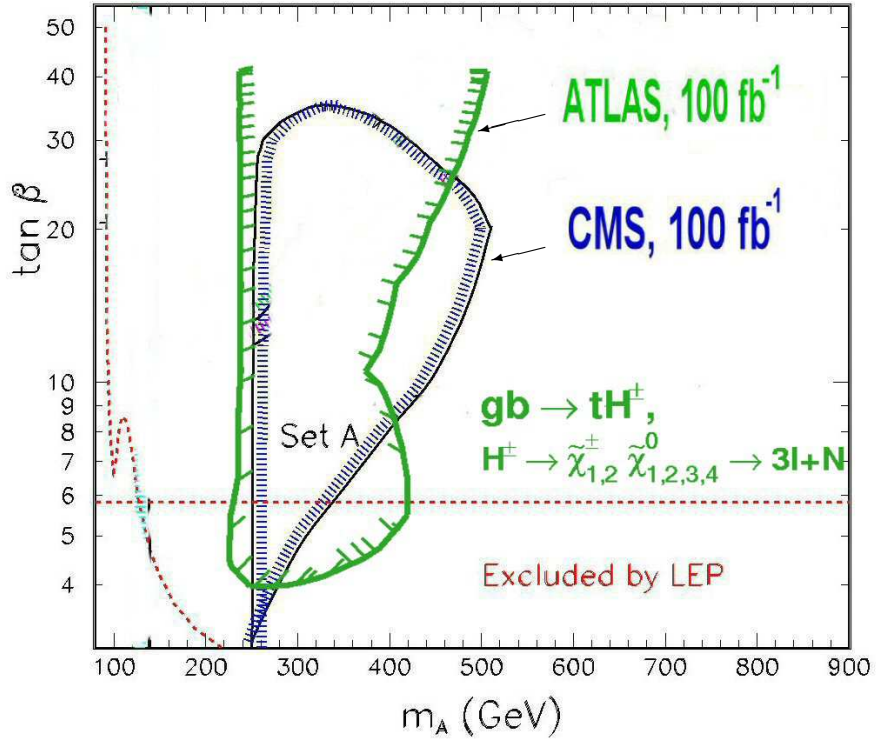


Figure 11: The 5- σ discovery contour for the $H^\pm \rightarrow \tilde{\chi}_{1,2}^\pm \tilde{\chi}_{1,2,3,4}^0 \rightarrow 3\ell + N$ channel for the parameter set defined in section 2 is shown in the $\tan \beta$ vs. m_A plane, superimposed over the corresponding result for CMS [14]. The integrated luminosity is 100 fb⁻¹.

7 Conclusions

With the specific SUSY parameter set chosen, the contour of $5\text{-}\sigma$ significance for charged Higgs discovery through its decays to SUSY particles encloses the major part of the intermediate $\tan\beta$ region not covered by the charged Higgs to SM particles decays as shown in figure 1. The result shows a discovery region about the same size as that obtained for CMS [14] using the same parameter set (the two regions are compared in figure 11 where $L = 100 \text{ fb}^{-1}$). However the regions for ATLAS and CMS differ in shape due to the difference in the selection criteria used, in the cross section assumptions (in the present analysis the NLO cross sections for $gb \rightarrow tH^+, \bar{t}H^-$ were used, whereas in [14] LO cross sections were used) and in the detectors used (described by ATLFAST for ATLAS and by CMSJET for CMS).

As can be seen in table 2 there are about ten times more $t\bar{t}$ and about three times more $\chi\bar{\chi}$ events than the signal events present after the last cut. Since no discriminating signature which helps to extract the signal from the remaining background could be identified a counting experiment is performed. However, in doing so, the assumption that the cross sections for the various background processes have been measured already is relied upon.

Many more MSSM parameter sets need to be analysed before more general conclusions can be made, regarding the region in the parameter space where charged Higgs can be discovered. However, as a preliminary result, this analysis shows that for a specific SUSY parameter set SUSY decays of the charged Higgs bosons can be detected in ATLAS. This is especially interesting for the intermediate $\tan\beta$ region of $4 \lesssim \tan\beta \lesssim 10$, where SM decays of the charged Higgs cannot be detected.

Acknowledgments

This analysis has been performed within the framework of the ATLAS Collaboration. We have made use of the physics analysis framework and tools which are the result of collaboration-wide efforts. The authors would like to acknowledge useful discussions with many colleagues in the Collaboration. Further we would like to thank Stefano Moretti, Filip Moortgat and Mike Bisset for helpful advice and discussions. And we would also like to acknowledge Frank Paige for theoretical discussions and for ISAJET input. The MC samples were produced on the NorduGrid [24] and we thank the NorduGrid team, in

particular Mattias Ellert, for their support.

References

- [1] Higgs, Peter W., “Broken symmetries, massless particles and gauge fields,” *Phys. Lett.* **12** (1964) 132–133.
- [2] Haber, Howard E. and Kane, Gordon L., “The Search for Supersymmetry: Probing Physics Beyond the Standard Model,” *Phys. Rept.* **117** (1985) 75.
- [3] Nilles, Hans Peter, “Supersymmetry, Supergravity and Particle Physics,” *Phys. Rept.* **110** (1984) 1.
- [4] Assamagan, Ketevi Adikle and Coadou, Yann and Deandrea, Aldo, “ATLAS discovery potential for a heavy charged Higgs boson,” *Eur. Phys. J. direct* **C4** (2002) 9, [hep-ph/0203121](#).
- [5] **LEP Higgs Working Group for Higgs boson searches** Collaboration, , “Search for charged Higgs bosons: Preliminary combined results using LEP data collected at energies up to 209- GeV,” [hep-ex/0107031](#).
- [6] **Particle Data Group** Collaboration, Eidelman, S. and others, “Review of particle physics,” *Phys. Lett.* **B592** (2004) 1.
- [7] Denegri, D. and others, “Summary of the CMS discovery potential for the MSSM SUSY Higgses,” [hep-ph/0112045](#).
- [8] D. Cavalli et al., “Search for $H^+ \rightarrow \tau \nu_\tau$ decays.” ATL-PHYS-94-053, 1994.
- [9] **D0** Collaboration, Abazov, V. M. and others, “A precision measurement of the mass of the top quark,” *Nature* **429** (2004) 638–642, [hep-ex/0406031](#).
- [10] Ketevi Adikle Assamagan, “The Charged Higgs in Hadronic Decays With the ATLAS Detector.” ATL-PHYS-99-013, 1999.
- [11] Assamagan, K. A. and Coadou, Y., “The hadronic τ decay of a heavy H^\pm in ATLAS,” *Acta Phys. Polon.* **B33** (2002) 707–720.
- [12] Miller, D. J. and Moretti, S. and Roy, D. P. and Stirling, W. James, “Detecting heavy charged Higgs bosons at the LHC with four b quark tags,” *Phys. Rev.* **D61** (2000) 055011, [hep-ph/9906230](#).
- [13] Assamagan, Ketevi A. and Gollub, Nils, “The ATLAS discovery potential for a heavy charged Higgs boson in $g g \rightarrow t b H^{+-}$ with $H^{+-} \rightarrow t b$,” [hep-ph/0406013](#).
- [14] Bisset, Mike and Moortgat, Filip and Moretti, Stefano, “Trilepton + top signal from chargino neutralino decays of MSSM charged Higgs bosons at the LHC,” *Eur. Phys. J.* **C30** (2003) 419–434, [hep-ph/0303093](#).

- [15] Bisset, Mike and Guchait, Monoranjan and Moretti, Stefano, “Signatures of MSSM charged Higgs bosons via chargino neutralino decay channels at the LHC,” *Eur. Phys. J.* **C19** (2001) 143–154, [hep-ph/0010253](#).
- [16] Corcella, G. and others, “HERWIG 6: An event generator for hadron emission reactions with interfering gluons (including supersymmetric processes),” *JHEP* **01** (2001) 010, [hep-ph/0011363](#).
- [17] Moretti, Stefano and Odagiri, Kosuke and Richardson, Peter and Seymour, Michael H. and Webber, Bryan R., “Implementation of supersymmetric processes in the HERWIG event generator,” *JHEP* **04** (2002) 028, [hep-ph/0204123](#).
- [18] Richter–Was, Elzbieta and Froidevaux, Daniel and Poggioli, Luc, “ATLFAST 2.0, a fast simulation package for ATLAS.” ATL-PHYS-98-131, 1998.
- [19] Boos, Eduard and Plehn, Tilman, “Higgs-boson production induced by bottom quarks,” *Phys. Rev.* **D69** (2004) 094005, [hep-ph/0304034](#).
- [20] Baer, Howard and Paige, Frank E. and Protopopescu, Serban D. and Tata, Xerxes, “ISAJET 7.69: A Monte Carlo event generator for pp , $\bar{p}p$, and e^+e^- reactions,” [hep-ph/0312045](#).
- [21] Frixione, Stefano and Nason, Paolo and Webber, Bryan R., “Matching NLO QCD and parton showers in heavy flavour production,” *JHEP* **08** (2003) 007, [hep-ph/0305252](#).
- [22] Hauser, R., “The ATLAS trigger system,” *Eur. Phys. J.* **C34** (2004) s173–s183.
- [23] Poggioli, Luc; Polesello, G; Richter-Was, Elzbieta; Söderqvist, J, “Precision SUSY measurements with ATLAS for SUGRA point 5.” ATL-PHYS-97-111; ATL-GE-PN-111, 1997.
- [24] Eerola, P. and others, “The NorduGrid architecture and tools,” *ECONF* **C0303241** (2003) MOAT003, [physics/0306002](#).