

Hybrid Textures of Neutrinos

Satoru Kaneko¹, Hideyuki Sawanaka² and Morimitsu Tanimoto³

¹ *Physics Department, Ochanomizu University, Tokyo 112-8610, Japan*

² *Graduate School of Science and Technology, Niigata University, Niigata 950-2181, Japan*

³ *Physics Department, Niigata University, Niigata 950-2181, Japan*

Abstract

We present numerical and comprehensive analyses of the sixty hybrid textures of neutrinos, which have an equality of matrix elements and one zero. These textures are possibly derived from the discrete symmetry. Only six textures among sixty ones are excluded by the present experimental data. Since there are many textures which give similar predictions, the textures are classified based on the numerical results. The neutrinoless double beta decay is also examined in these textures. Our results suggest that there remain still rich structures of the neutrino mass matrix in the phenomenological point of view.

1 Introduction

The neutrino mass-squared differences and the mixing angles are now quite well determined by the neutrino oscillation experiments [1, 2, 3]. The third mixing angle, represented by the matrix element U_{e3} of the lepton mixing matrix U (MNS matrix [4]), is constrained to be small by the non-observation of neutrino oscillations at the CHOOZ experiment [5].

These results indicate the neutrino masses and mixings, especially, the bi-large flavor mixing. It is therefore important to investigate how the textures of lepton mass matrices can link up with the observables of the flavor mixings. Many authors studied the texture zeros [6, 7, 8, 9], which may follow from the flavor symmetry. On the other hand, one finds some relations among the non-zero mass matrix elements in the discrete symmetry of the flavor. This fact suggests that the texture zero analysis is not enough to reveal some underlying flavor symmetry.

For example, in the e, μ, τ basis, one finds the following symmetric mass matrices of neutrinos, where there are two entries with same values and one zero,

$$\begin{pmatrix} a & c & d \\ & b & 0 \\ & & b \end{pmatrix}, \quad \begin{pmatrix} 0 & c & d \\ & a & b \\ & & a \end{pmatrix}, \quad (1)$$

both are presented in the quaternion family symmetry, Q_8 [10] and the latter is given in the S_3 symmetry [11]. The variant of these textures is also discussed in ref. [12]. We call this type texture as the “Hybrid” texture, which has an equality of matrix elements and one zero.

The analytical study of various structures of the neutrino mass matrix was presented systematically by Frigerio and Smirnov [13], who also discussed the case of equalities of matrix elements. However, numerical and comprehensive analyses have not been given.

In this paper, we present numerical analyses of the sixty hybrid textures, which have equal two neutrino mass matrix elements with one zero. The hybrid textures are discussed in section 2, and numerical results are presented in section 3. Section 4 is devoted to the summary.

2 Hybrid Textures

Let us construct the neutrino mass matrix in terms of neutrino mass eigenvalues m_1, m_2, m_3 , mixing angles and CP violating phases. Neutrino mass matrix M_ν in the basis where the charged lepton mass matrix is diagonal (flavor basis) is given as follows:

$$M_\nu = P U^* M_{\text{diagonal}} U^\dagger P, \quad (2)$$

where M_{diagonal} and P are the diagonal mass matrix and the diagonal phase matrix, respectively:

$$M_{\text{diagonal}} = \begin{pmatrix} \lambda_1 & 0 & 0 \\ 0 & \lambda_2 & 0 \\ 0 & 0 & \lambda_3 \end{pmatrix}, \quad P = \begin{pmatrix} e^{i\phi_e} & 0 & 0 \\ 0 & e^{i\phi_\mu} & 0 \\ 0 & 0 & e^{i\phi_\tau} \end{pmatrix}, \quad (3)$$

where λ_i ($i = 1, 2, 3$) are the complex mass eigenvalues including Majorana phases, so three neutrino masses m_i are given as the absolute values of λ_i . On the other hand, ϕ_i ($i = e, \mu, \tau$) are unphysical phases depending on the phase convention. The MNS mixing matrix U is parametrized as

$$U = \begin{pmatrix} c_{13}c_{12} & c_{13}s_{12} & s_{13}e^{-i\delta} \\ -c_{23}s_{12} - s_{23}s_{13}c_{12}e^{i\delta} & c_{23}c_{12} - s_{23}s_{13}s_{12}e^{i\delta} & s_{23}c_{13} \\ s_{23}s_{12} - c_{23}s_{13}c_{12}e^{i\delta} & -s_{23}c_{12} - c_{23}s_{13}s_{12}e^{i\delta} & c_{23}c_{13} \end{pmatrix}, \quad (4)$$

where c_{ij} and s_{ij} denote $\cos \theta_{ij}$ and $\sin \theta_{ij}$, respectively. Then, the neutrino mass matrix elements $(M_\nu)_{\alpha\beta}$ are given in the flavor basis as

$$(M_\nu)_{\alpha\beta} = e^{i(\phi_\alpha + \phi_\beta)} \sum_f^3 U_{\alpha f}^* U_{\beta f}^* \lambda_f = e^{i(\phi_\alpha + \phi_\beta)} (U_{\alpha 1}^* U_{\beta 1}^* \lambda_1 + U_{\alpha 2}^* U_{\beta 2}^* \lambda_2 + U_{\alpha 3}^* U_{\beta 3}^* \lambda_3). \quad (5)$$

By use of these mass matrix elements, we can analyze the sixty cases in terms of mass eigenvalues and mixings. These cases are combinations of the one zero textures and the equal elements: (i) fifteen cases of the equal elements (Type A \sim O) $(M_\nu)_{\alpha\beta} = (M_\nu)_{\gamma\delta}$, (ii) six cases of one zero (Type I \sim VI) $(M_\nu)_{\alpha\beta} = 0$. These combinations give ninety textures, however, among them, thirty textures have two zeros, which have been studied in details [6, 7, 8, 9]. Therefore, we study numerically in the sixty textures, which are summarized in Table 1.

3 Numerical Results

Since the textures have the conditions $(M_\nu)_{\alpha\beta} = 0$ and $(M_\nu)_{ij} = (M_\nu)_{k\ell}$, we can get the ratios of mass eigenvalues by solving two equations as follows [8]:

$$\begin{aligned}\frac{\lambda_1}{\lambda_2} &= \frac{(U_{i3}^* U_{j3}^* - Q U_{k3}^* U_{\ell 3}^*) U_{\alpha 2}^* U_{\beta 2}^* - (U_{i2}^* U_{j2}^* - Q U_{k2}^* U_{\ell 2}^*) U_{\alpha 3}^* U_{\beta 3}^*}{(U_{i1}^* U_{j1}^* - Q U_{k1}^* U_{\ell 1}^*) U_{\alpha 3}^* U_{\beta 3}^* - (U_{i3}^* U_{j3}^* - Q U_{k3}^* U_{\ell 3}^*) U_{\alpha 1}^* U_{\beta 1}^*}, \\ \frac{\lambda_3}{\lambda_2} &= \frac{(U_{i1}^* U_{j1}^* - Q U_{k1}^* U_{\ell 1}^*) U_{\alpha 2}^* U_{\beta 2}^* - (U_{i2}^* U_{j2}^* - Q U_{k2}^* U_{\ell 2}^*) U_{\alpha 1}^* U_{\beta 1}^*}{(U_{i1}^* U_{j1}^* - Q U_{k1}^* U_{\ell 1}^*) U_{\alpha 3}^* U_{\beta 3}^* - (U_{i3}^* U_{j3}^* - Q U_{k3}^* U_{\ell 3}^*) U_{\alpha 1}^* U_{\beta 1}^*},\end{aligned}\quad (6)$$

where $Q \equiv e^{i\varphi} = e^{i(\phi_k + \phi_\ell - \phi_i - \phi_j)}$. Taking absolute values of these ratios, we get the neutrino mass ratios, m_1/m_2 and m_3/m_2 . Therefore mass ratios are given in terms of θ_{12} , θ_{23} , θ_{13} , δ and the unknown phase φ . Absolute values of neutrino masses are fixed by putting the experimental data Δm_{atm}^2 and Δm_{sun}^2 .

We present the scattered plots of the allowed region in the $\sin^2 2\theta_{23} - |U_{e3}|$ plane and the $m_2 - m_3$ plane, in which the experimental data are taken in the 90% CL limit [2, 14]:

$$\begin{aligned}0.33 \leq \tan^2 \theta_{\text{sun}} \leq 0.49, \quad & 7.7 \times 10^{-5} \leq \Delta m_{\text{sun}}^2 \leq 8.8 \times 10^{-5} \text{ eV}^2, \\ 0.92 \leq \sin^2 2\theta_{\text{atm}} \leq 1.0, \quad & 1.5 \times 10^{-3} \leq \Delta m_{\text{atm}}^2 \leq 3.4 \times 10^{-3} \text{ eV}^2.\end{aligned}\quad (7)$$

The bound obtained by the reactor neutrinos [5] $\theta_{\text{reactor}} \leq 12^\circ$ is also taken in our study.

We classify the textures based on the predicted mixings θ_{23} and $|U_{e3}|$. We cannot distinguish the textures by the mixing θ_{12} at the present stage of the experimental data:

- The predicted mixings of the eighteen textures cover whole experimental allowed region:
A-I, A-II, A-III, B-I, B-II, B-III, D-V, D-VI, E-II, F-I, I-I, I-II, L-I, L-II, L-IV, O-I, O-II, O-IV
- The allowed points of the twenty-two textures are very few:
C-I, C-II, C-III, D-III, E-V, E-VI, F-V, F-VI, G-III, G-V, G-VI, H-III, H-V, H-VI, J-III, J-VI, K-III, K-VI, M-III, M-V, N-III, N-V
- The $\sin^2 2\theta_{23}$ has the lower bound 0.99:

C-IV

- The $|U_{e3}|$ of the six textures has the lower bound, which increases as $\sin^2 2\theta_{23}$ increases:

A-VI, B-V, G-II, H-I, L-VI, O-V

The lower bound $|U_{e3}| \geq 0.03$ is obtained in A-VI and B-V, and $|U_{e3}| \geq 0.04$ is clearly predicted in G-II, H-I. The bound $|U_{e3}| \geq 0.05$ is roughly obtained although the allowed points are few in L-VI and O-V.

- The lower bound of $|U_{e3}|$ decreases as $\sin^2 2\theta_{23}$ increases in the seven textures:

D-IV, I-V, I-VI, J-II, K-I, M-II, N-I,

in which $|U_{e3}| = 0$ is allowed at $\sin^2 2\theta_{23} = 1$ except D-IV. The texture D-IV has the lower bound $|U_{e3}| \geq 0.001$.

- The six textures are almost excluded by the experimental data:

E-IV, F-IV, J-IV, K-IV, M-IV, N-IV

The mass patterns are summarized in Table 2, in which NH, IH and DL denote the normal mass hierarchy, inverted one and quasi-degenerate masses, respectively, and ALL means including NH, IH and DL.

For the typical textures in each group, the allowed regions are shown by scattered plots in both $\sin^2 2\theta_{23} - |U_{e3}|$ plane and the $m_2 - m_3$ plane in fig. 1 \sim fig. 5, where 200,000 (1,000,000) parameter sets are produced randomly for A-I, G-II, I-V (C-III, C-IV) and only experimental allowed sets are plotted.

The texture A-I is a typical one, which leads to the normal hierarchy of the neutrino masses mainly, but the quasi-degenerate spectrum is also allowed, as seen in fig. 1. The predicted mixings cover all experimental allowed region on the $\sin^2 2\theta_{12} - |U_{e3}|$ plane as well as on the $\sin^2 2\theta_{23} - |U_{e3}|$ plane. The texture C-III is a typical one, which leads to the inverted hierarchy of the neutrino masses mainly as seen in fig. 2, in which 1,000,000 parameter sets are put randomly since the allowed points are very few. The texture C-IV gives a specific mass hierarchy and

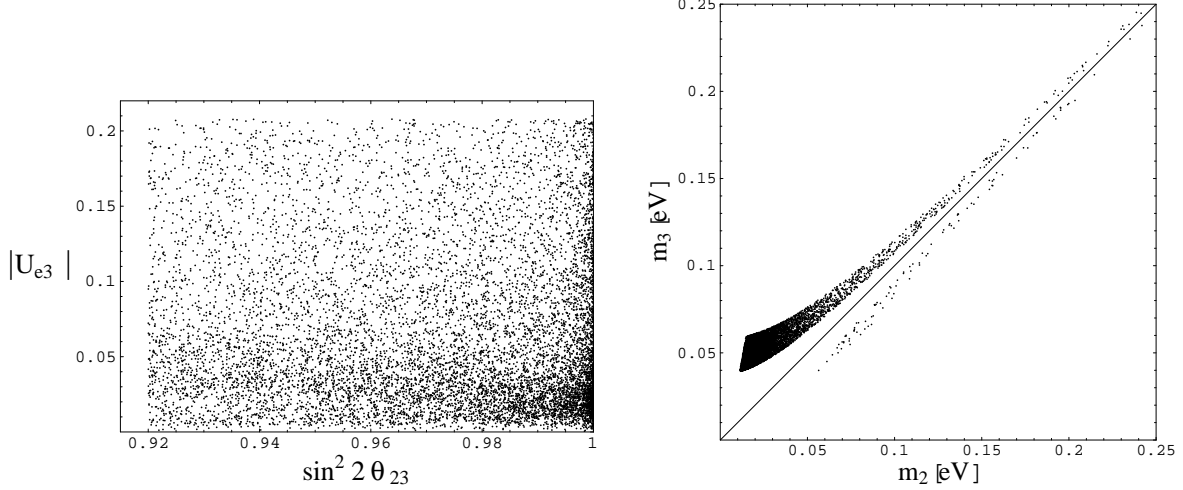


Figure 1: Scattered plot of the allowed region in the texture A-I.

mixing angle θ_{23} as seen in fig. 3, on the other hand, the predicted θ_{12} covers whole experimental allowed region. The texture G-II is a typical one, which gives also a specific mass hierarchy and the clear lower bound of $|U_{e3}|$ as seen in fig. 4. The texture I-V is a typical one, which leads to the inverted mass hierarchy of neutrino masses. The prediction excludes the specific region on the $\sin^2 2\theta_{23} - |U_{e3}|$ plane as seen in fig. 5.

It is important to discuss the neutrinoless double beta decay rate, which is controlled by the effective Majorana mass:

$$\langle m \rangle_{ee} = \left| m_1 c_{12}^2 c_{13}^2 e^{i\rho} + m_2 s_{12}^2 c_{13}^2 e^{i\sigma} + m_3 s_{13}^2 e^{-2i\delta} \right|, \quad (8)$$

where $\rho = \arg(\lambda_1/\lambda_3)$ and $\sigma = \arg(\lambda_2/\lambda_3)$. This effective mass is just the absolute value of $(M_\nu)_{ee}$ component of the neutrino mass matrix.

The predicted lower bounds of $\langle m \rangle_{ee}$ are classified for textures in Table 3. It is remarked that the neutrinoless double beta decay is forbidden in the textures of type IV, because of $(M_\nu)_{ee} = 0$. The predictions of the typical textures D-V, E-II, L-II are presented in figures 6, 7 and 8.

As shown in Table 3, many hybrid textures (thirty-eight ones) predict the lower bound $10 \sim 30$ meV although there are differences of factor in the lower bound predictions for each texture.

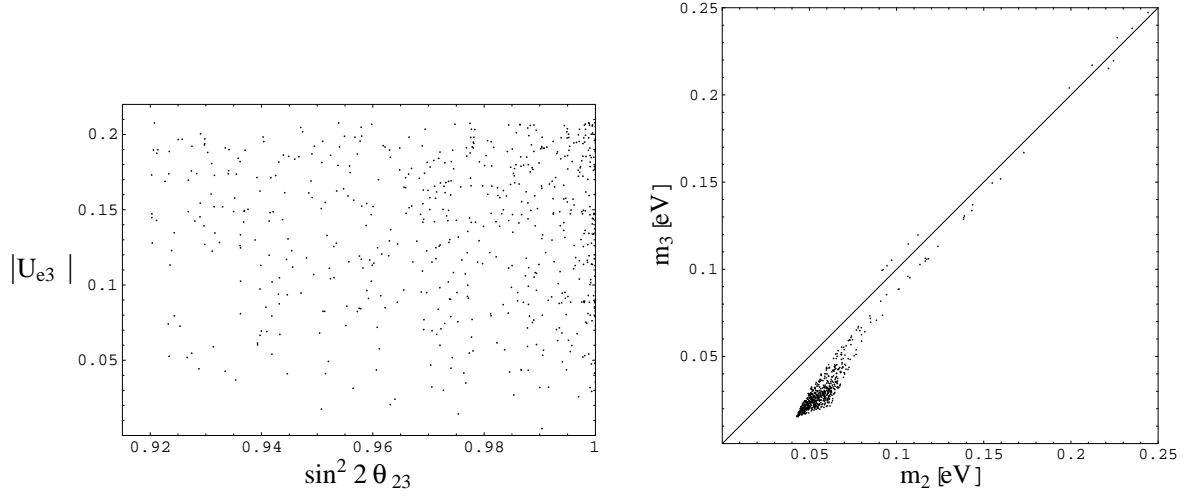


Figure 2: Scattered plot of the allowed region in the texture C-III.

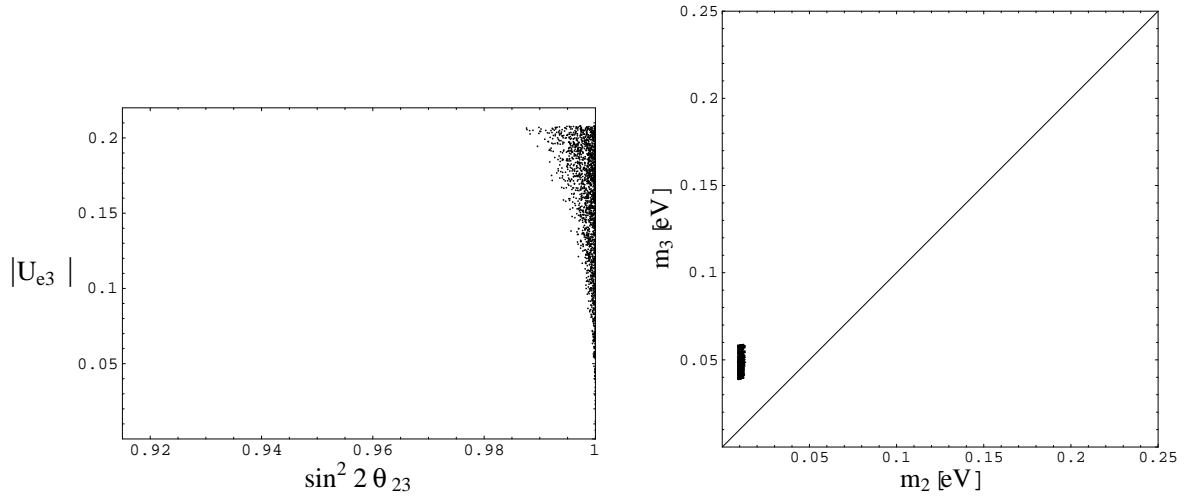


Figure 3: Scattered plot of the allowed region in the texture C-IV.

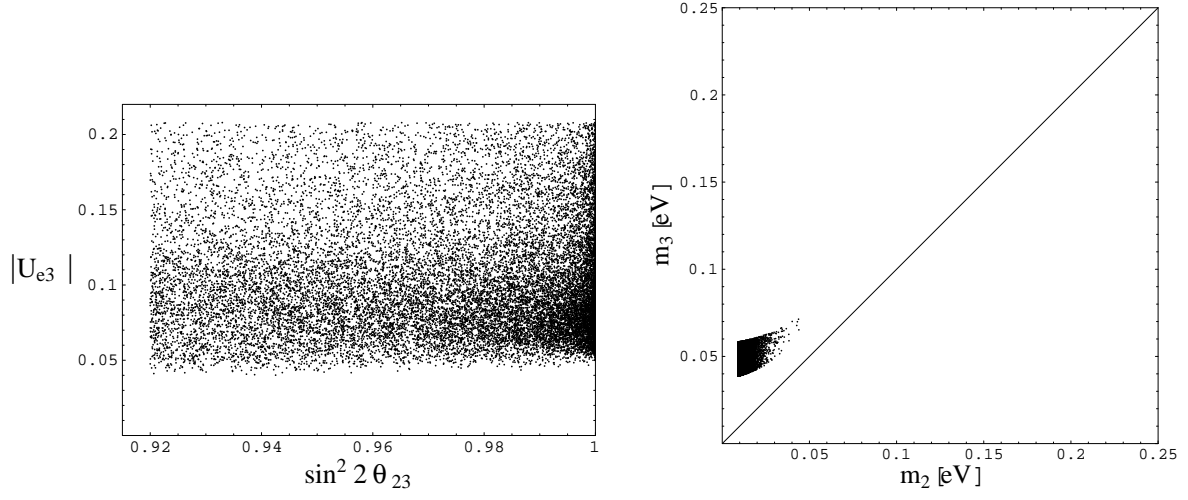


Figure 4: Scattered plot of the allowed region in the texture G-II.

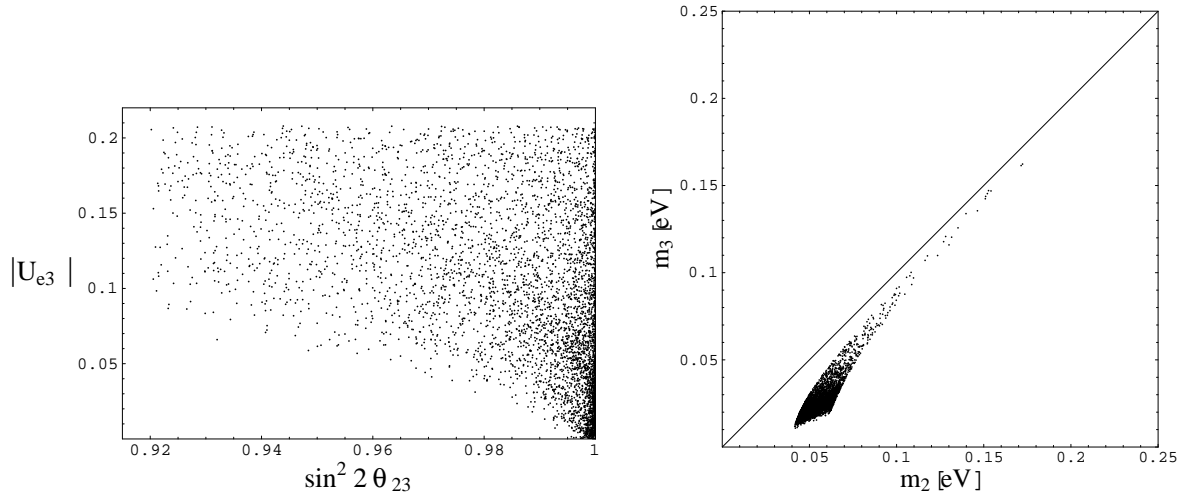


Figure 5: Scattered plot of the allowed region in the texture I-V.

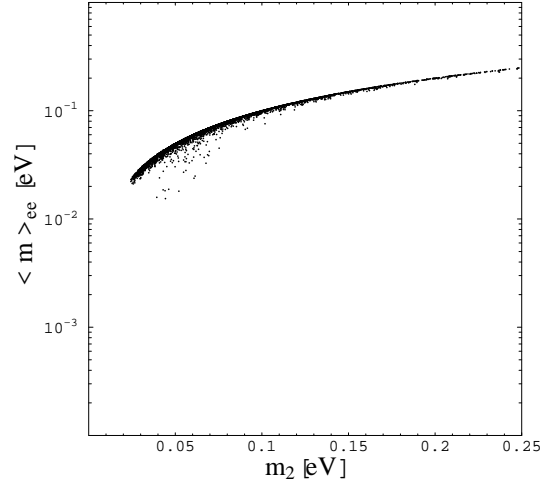


Figure 6: Neutrinoless $\beta\beta$ decays in the texture D-V.

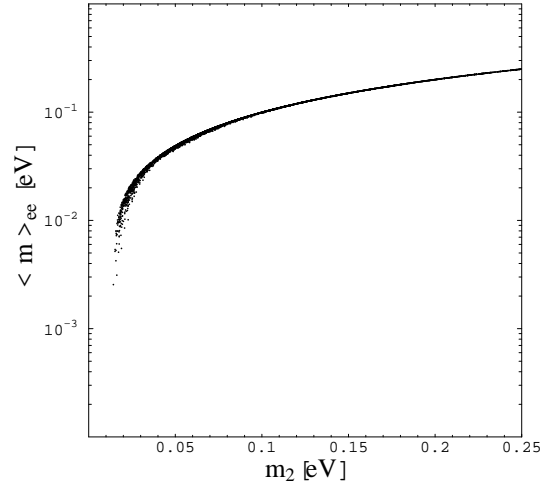


Figure 7: Neutrinoless $\beta\beta$ decays in the texture E-II.

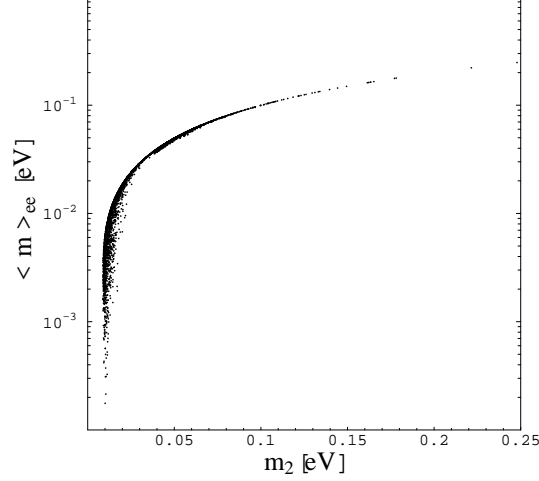


Figure 8: Neutrinoless $\beta\beta$ decays in the texture L-II.

It is remarked that there is the approximate $\mu - \tau$ flavor interchange symmetry [15] in the textures. Let us consider the following transformation:

$$S^T M_\nu S = \hat{M}_\nu, \quad S = \begin{pmatrix} 1 & 0 & 0 \\ 0 & 0 & 1 \\ 0 & 1 & 0 \end{pmatrix}, \quad (9)$$

which corresponds to $\theta_{23} \Leftrightarrow \frac{\pi}{2} - \theta_{23}$ interchange. Our results indicate M_ν and \hat{M}_ν are “dual”. The two textures related by $S^T M_\nu S$ present almost same results in the $\sin^2 2\theta_{23}$ plot. This symmetry is due to $\theta_{23} \sim \pi/4$ experimentally. The twenty-eight sets of the $\mu - \tau$ flavor interchange are given as

$$\begin{aligned} & \text{A-I} \Leftrightarrow \text{B-II}, \quad \text{A-II} \Leftrightarrow \text{B-I}, \quad \text{A-VI} \Leftrightarrow \text{B-V}, \quad \text{A-III} \Leftrightarrow \text{B-III}, \\ & \text{L-I} \Leftrightarrow \text{O-II}, \quad \text{L-II} \Leftrightarrow \text{O-I}, \quad \text{L-VI} \Leftrightarrow \text{O-V}, \quad \text{L-IV} \Leftrightarrow \text{O-IV}, \\ & \text{E-II} \Leftrightarrow \text{F-I}, \quad \text{E-V} \Leftrightarrow \text{F-VI}, \quad \text{E-VI} \Leftrightarrow \text{F-V}, \quad \text{E-IV} \Leftrightarrow \text{F-IV}, \\ & \text{G-II} \Leftrightarrow \text{H-I}, \quad \text{G-V} \Leftrightarrow \text{H-VI}, \quad \text{G-VI} \Leftrightarrow \text{H-V}, \quad \text{G-III} \Leftrightarrow \text{H-III}, \\ & \text{J-II} \Leftrightarrow \text{N-I}, \quad \text{J-VI} \Leftrightarrow \text{N-V}, \quad \text{J-III} \Leftrightarrow \text{N-III}, \quad \text{J-IV} \Leftrightarrow \text{N-IV}, \\ & \text{K-I} \Leftrightarrow \text{M-II}, \quad \text{K-VI} \Leftrightarrow \text{M-V}, \quad \text{K-III} \Leftrightarrow \text{M-III}, \quad \text{K-IV} \Leftrightarrow \text{M-IV}, \\ & \text{C-I} \Leftrightarrow \text{C-II}, \quad \text{D-V} \Leftrightarrow \text{D-VI}, \quad \text{I-I} \Leftrightarrow \text{I-II}, \quad \text{I-V} \Leftrightarrow \text{I-VI}, \end{aligned} \quad (10)$$

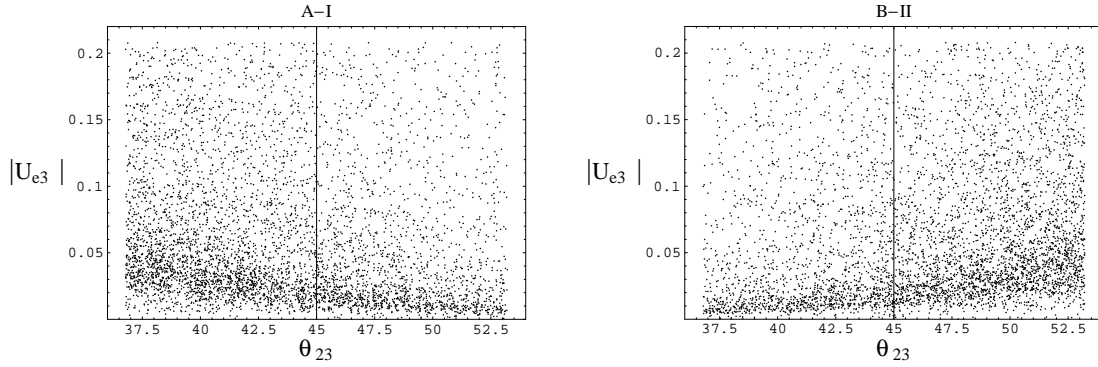


Figure 9: The interchange symmetry between A-I and B-II, which corresponds $\theta_{23} \leftrightarrow \frac{\pi}{2} - \theta_{23}$. The horizontal axis is θ_{23} [degrees].

except for

$$\text{C-III, C-IV, D-III, D-IV,} \quad (11)$$

which are transformed to themselves. In the fig. 9, we show the scattered plot on the $\theta_{23} - |U_{e3}|$ plane for the textures of A-I and B-II, in which one can see the interchange symmetry of $\theta_{23} \leftrightarrow \frac{\pi}{2} - \theta_{23}$.

4 Summary

We presented numerical and comprehensive analyses of the hybrid textures of neutrinos, which may be derived from the discrete symmetry. Only six textures among sixty ones are excluded by the present experimental data. Since there are many textures which give similar predictions, we classified the texture based on the numerical results. The neutrinoless double beta decay is also studied in these textures. The results may disappoint us because we cannot expect the experimental data to determine the correct texture. However, it should be emphasized that there still remain rich structure of the neutrino mass matrix in the phenomenological point of view. We expect that the cooperation between theoretical study such as the flavor symmetry and the future neutrino experiments will reveal the structure of the neutrino mass matrix.

We are most grateful to E. Ma and M. Frigerio for appropriate advices and encouragements. We also thanks K. Yoshioka for useful discussions. M. T is supported by the Grant-in-Aid for Science Research, Ministry of Education, Science and Culture, Japan(No.16028205). S. K is also supported by JSPS.

References

- [1] Super-Kamiokande Collaboration (S. Fukuda et al.), Phys. Rev. Lett. **86** (2001) 5651, 5656;
SNO Collaboration (Q. R. Ahmad et al.), Phys. Rev. Lett. **87** (2001) 071301; *ibid.* **89** (2002) 011301; *ibid.* **89** (2002) 011302; *ibid.* **92** (2004) 181301.
- [2] KamLAND Collaboration (K. Eguchi et al.), Phys. Rev. Lett. **90** (2003) 0212021;
KamLAND Collaboration (T. Araki et al.), Phys. Rev. Lett. **94** (2005) 081801.
- [3] Super-Kamiokande Collaboration (Y. Fukuda et al.), Phys. Rev. Lett. **81** (1998) 1562; *ibid.* **82** (1999) 2644; *ibid.* **82** (1999) 5194.
- [4] Z. Maki, M. Nakagawa and S. Sakata, Prog. Theor. Phys. **28** (1962) 870.
- [5] CHOOZ Collaboration (M. Apollonio et al.), Phys. Lett. **B466** (1999) 415.
- [6] H. Nishiura, K. Matsuda and T. Fukuyama, Phys. Rev. **D60** (1999) 013006;
E. K. Akhmedov, G. C. Branco, M. N. Rebelo, Phys. Rev. Lett. **84** (2000) 3535;
S. K. Kang and C. S. Kim, Phys. Rev. **D63** (2001) 113010.
- [7] P. H. Frampton, S. L. Glashow and D. Marfatia, Phys. Lett. **B536** (2002) 79.
- [8] Z. Xing, Phys. Lett. **B530** (2002) 159.
- [9] W. Guo and Z. Xing, Phys. Rev. **D67** (2003) 053002;
R. Barbieri, T. Hambye and A. Romanino, JHEP **0303** (2003) 017;
A. Ibara and G. G. Ross, Phys. Lett. **B575** (2003) 279;
K. T. Mahanthappa and Mu-C. Chen, Phys. Rev. **D65** (2002) 053010; **D68** (2003) 017301;

- M. Bando and M. Obara, Prog. Theor. Phys. **109** (2003) 995;
- A. Kageyama, S. Kaneko, N. Shimoyama and M. Tanimoto, Phys. Lett. **B538** (2002) 96;
- S. Kaneko and M. Tanimoto, Phys. Lett. **B551** (2003) 127;
- M. Bando, S. Kaneko, M. Obara and M. Tanimoto, Phys. Lett. **B580** (2004) 229;
- M. Honda, S. Kaneko and M. Tanimoto, JHEP **0309** (2003) 028, Phys. Lett. **B593** (2004) 165.
- [10] M. Frigerio, S. Kaneko, E. Ma and M. Tanimoto, Phys. Rev. **D71** (2005) 011901.
- [11] S-L. Chen, M. Frigerio and E. Ma, Phys. Rev. **D70** (2004) 073008.
- [12] Y. Koide, K. Matsuda and H. Nishiura, T. Kikuchi and T. Fukuyama, Phys. Rev. **D66** (2002) 093006;
- Y. Koide, Phys. Rev. **D69** (2004) 093001;
- K. Matsuda and H. Nishiura, Phys. Rev. **D69** (2004) 053005; *ibid.* **D69** (2004) 117302;
- I. Aizawa, T. Kitabayashi and M. Yasue, hep-ph/0502135.
- [13] M. Frigerio and A. Yu. Smirnov, Phys. Rev. **D67**, 013007 (2003).
- [14] G. L. Fogli, E. Lisi, M. Marrone, D. Montanino, A. Palazzo and A. M. Rotunno, Phys. Rev. **D67** (2003) 073002;
- J. N. Bahcall, M. C. Gonzalez-Garcia and C. Peña-Garay, JHEP **0302** (2003) 009;
- M. Maltoni, T. Schwetz and J. W. F. Valle, Phys. Rev. **D67** (2003) 093003;
- P. C. Holanda and A. Yu. Smirnov, JHEP **0302** (2003) 001;
- V. Barger and D. Marfatia, Phys. Lett. **B555** (2003) 144;
- M. Maltoni, T. Schwetz, M. Tórtola and J. W. F. Valle, Phys. Rev. **D68** (2003) 113010.
- [15] T. Kitabayashi and M. Yasue, Phys. Rev. **D67** (2003) 015006;
- C. S. Lam, Phys. Lett. **B507** (2001) 214;
- W. Grimus and L. Lavoura, JHEP **0107** (2001) 045; Acta Phys. Polon. **B34** (2003) 5393;
- E. Ma, Phys. Rev. **D66** (2002) 117301;
- E. Ma and G. Rajasekaran, Phys. Rev. **D68** (2003) 071302;

R. N. Mohapatra, JHEP **0410**(2004) 027;

R. N. Mohapatra and S. Nasri, Phys. Rev. **D71** (2005) 033001;

W. Grimus, A. S. Joshipura, S. Kaneko, L. Lavoura, H. Sawanaka and M. Tanimoto, Nucl. Phys. **B713** (2005) 151.

[illegible]

Table 1: Sixty hybrid textures. X denotes two equal elements in all textures.

	I	II	III	IV	V	VI
A	NH + DL	NH + DL	IH + DL	-	-	ALL
B	NH + DL	NH + DL	IH + DL	-	ALL	-
C	ALL	ALL	IH + DL	NH	-	-
D	-	-	IH + DL	NH	ALL	ALL
E	-	ALL	-	\times	IH + DL	IH
F	ALL	-	-	\times	IH	IH + DL
G	-	NH	IH	-	ALL	IH + DL
H	NH	-	IH	-	IH + DL	ALL
I	NH + DL	NH + DL	-	-	IH + DL	IH + DL
J	-	ALL	IH	\times	-	ALL
K	ALL	-	IH	\times	-	ALL
L	ALL	ALL	-	NH	-	IH
M	-	ALL	IH	\times	ALL	-
N	ALL	-	IH	\times	ALL	-
O	ALL	ALL	-	NH	IH	-

Table 2: Mass patterns for each texture. NH, IH and DL denote the normal hierarchy, the inverted one, and the degenerate one, respectively. ALL denotes NH+IH+DL, and \times means that the texture is excluded by the present experimental data.

10 \sim 30 meV	1 \sim 3 meV	0.1 \sim 0.3 meV	0
Others	C-I, C-II, E-II, F-I, G-II, H-I, J-II, N-I	L-I, L-II, O-I, O-II	all-IV

Table 3: The classification of the predicted lower bounds of $\langle m \rangle_{ee}$.