

# Quark Number Susceptibilities & The Wróblewski Parameter

Rajiv V. Gavai<sup>1,2 a</sup> and Sourendu Gupta<sup>1</sup>

<sup>1</sup> Department of Theoretical Physics, Tata Institute of Fundamental Research,  
Homi Bhabha Road, Mumbai 400005, India.

<sup>2</sup> Fakultät für Physik, Universität Bielefeld, D-33615, Germany.

Report No. : TIFR/TH/05-08, hep-ph/0502198

**Abstract.** The Wróblewski parameter is a convenient indicator of strangeness production and can be employed to monitor a signal of quark-gluon plasma production : enhancement of strangeness production. It has been shown to be about a factor two higher in heavy ion collisions than in hadronic collisions. Using a method proposed by us earlier, we obtained lattice QCD results for the Wróblewski parameter from our simulations of QCD with two light quarks both below and above the chiral transition. Our first principles based and parameter free result compare well with the A-A data from SPS and RHIC.

**PACS.** 12.38.Mh Quark-gluon plasma – 12.38.Gc Lattice QCD calculations

## 1 Introduction

As with many signals of quark-gluon plasma (QGP) production in relativistic heavy ion collisions, the basic idea behind enhancement of strangeness production [1] as a QGP signal is very simple. Recognising the fact that the strange quark mass is smaller than the expected transition temperature whereas the mass of the lowest strange hadron is significantly larger, it was argued that the production rate for strangeness in the QGP phase,  $\sigma_{QGP}(s\bar{s})$  is greater than that in the hadron gas phase,  $\sigma_{HG}(s\bar{s})$ . While this energy threshold argument for strangeness production in the two phases is qualitatively appealing, one has to face quantitative questions of details for any meaningful comparison with the data. Applications of perturbative QCD needs a large scale which could be either the temperature of QGP or the mass of the produced strange quark-antiquark pair. Since the temperature of the plasma produced in RHIC, or even LHC, may not be sufficiently high for perturbative QCD to be applicable and since the strange quark mass is also rather low, estimation of strangeness production by lowest order processes like  $gg \rightarrow s\bar{s}$  could be misleading. Indeed, it is now well-known that even for the charm production, the next order correction to  $gg \rightarrow c\bar{c}$  is as large as the leading order; such an order by order computational approach may be hopelessly futile for the lot lighter strange quark.

A variety of aspects of the strangeness enhancement have been studied and many different variations have been proposed. One very useful way of looking for strangeness enhancement is the Wróblewski parameter [2]. Defined as

the ratio of newly created strange quarks to light quarks,

$$\lambda_s = \frac{2\langle s\bar{s} \rangle}{\langle u\bar{u} + d\bar{d} \rangle} \quad (1)$$

the Wróblewski parameter has been estimated for many processes using a hadron gas fireball model [3]. An interesting finding from these analyses is that  $\lambda_s$  is around 0.2 in most processes, including proton-proton scattering, but is about a factor of two higher in heavy ion collisions. An obvious question one can ask is whether this rise by a factor of two can be attributed to the strangeness enhancement due to quark gluon plasma and if yes, whether this can be quantitatively demonstrated by explicitly evaluating the Wróblewski parameter in both phases. Alternatively, one could just study how different the prediction actually is and learn about other physics effects from its comparison with data. We show below how quark number susceptibilities, obtained from simulations of lattice QCD, may be useful in answering such questions. Since these simulations correspond to equilibrium situations, one needs certain extra assumptions which we also discuss briefly.

## 2 $\lambda_s$ from Quark Number Susceptibilities

Quark number susceptibilities (QNS) can be calculated from first principles using the lattice formulation. Assuming three flavours,  $u$ ,  $d$ , and  $s$  quarks, and denoting by  $\mu_f$  the corresponding chemical potentials, the QCD partition function is

$$\mathcal{Z} = \int DU \exp(-S_G) \prod_{f=u,d,s} \text{Det } M(m_f, \mu_f) \quad (2)$$

<sup>a</sup> Alexander von Humboldt Fellow on leave from TIFR, Mumbai and Speaker at the Conference.

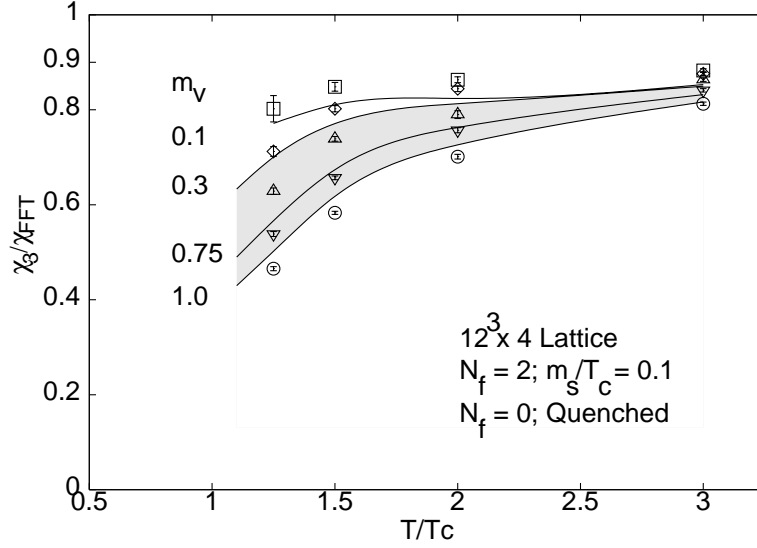


Fig. 1. Comparison of quenched and full QCD results.

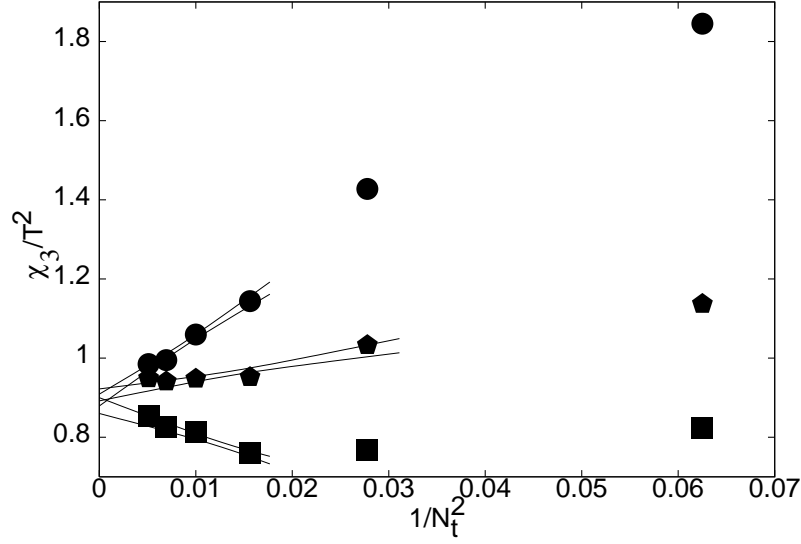


Fig. 2. Typical continuum extrapolation results.

Note that the quark mass and the corresponding chemical potential enter only through the Dirac matrix  $M$  for each flavour. We use staggered fermions and the usual fourth root trick [4] to define  $M$  for each flavour. Defining  $\mu_0 = \mu_u + \mu_d + \mu_s$  and  $\mu_3 = \mu_u - \mu_d$ , the baryon and isospin densities and the corresponding susceptibilities can be obtained as:

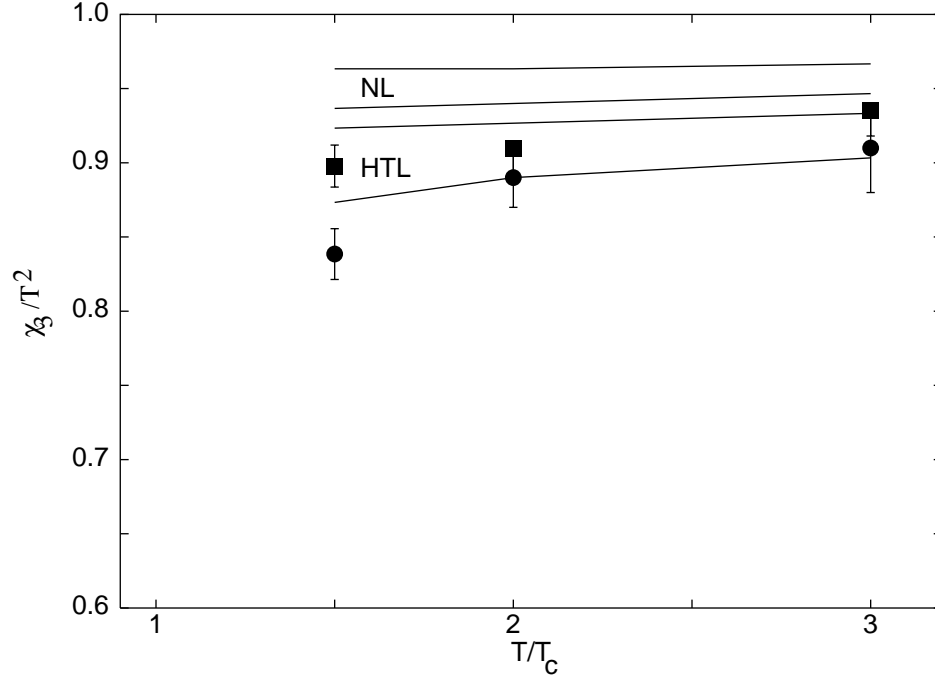
$$n_i = \frac{T}{V} \frac{\partial \ln \mathcal{Z}}{\partial \mu_i}, \quad \chi_{ij} = \frac{T}{V} \frac{\partial^2 \ln \mathcal{Z}}{\partial \mu_i \partial \mu_j}. \quad (3)$$

QNS in eq. (3) are crucial for many quark-gluon plasma signatures which are based on fluctuations in globally conserved quantities such as baryon number or electric charge. Theoretically, they serve as an important independent check

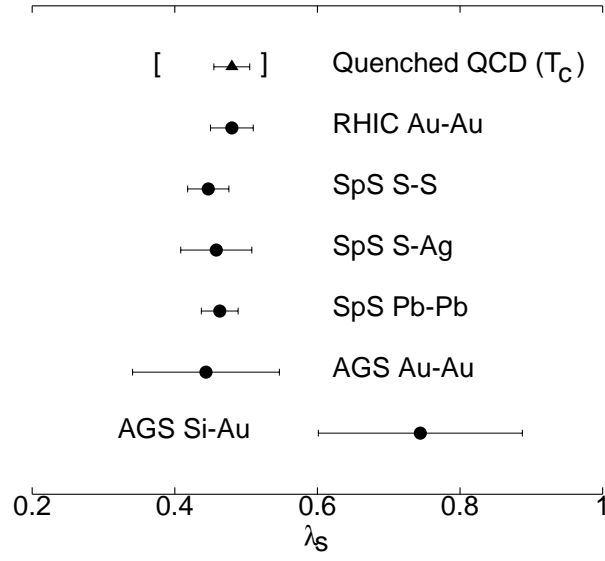
on the methods and/or models which aim to explain the large deviations of the lattice results for pressure  $P(\mu=0)$  from the corresponding perturbative expansion. Here we will be concerned with the Wróblewski parameter which we [5] have argued can be estimated from the quark number susceptibilities:

$$\lambda_s = \frac{2\chi_s}{\chi_u + \chi_d}. \quad (4)$$

Note that the lattice simulations yield real quark number susceptibility whereas for particle production its imaginary counterpart is needed. Indeed,  $\lambda_s$  above too needs the latter. However, one can relate the two and thus justify the use of lattice results in obtaining  $\lambda_s$ . Briefly, the argument [8] is as follows. Fluctuations in physical quantities,



**Fig. 3.** Quenched QCD results in continuum limit.



**Fig. 4.** Comparison of the corresponding  $\lambda_s$  with RHIC and SPS experiments.

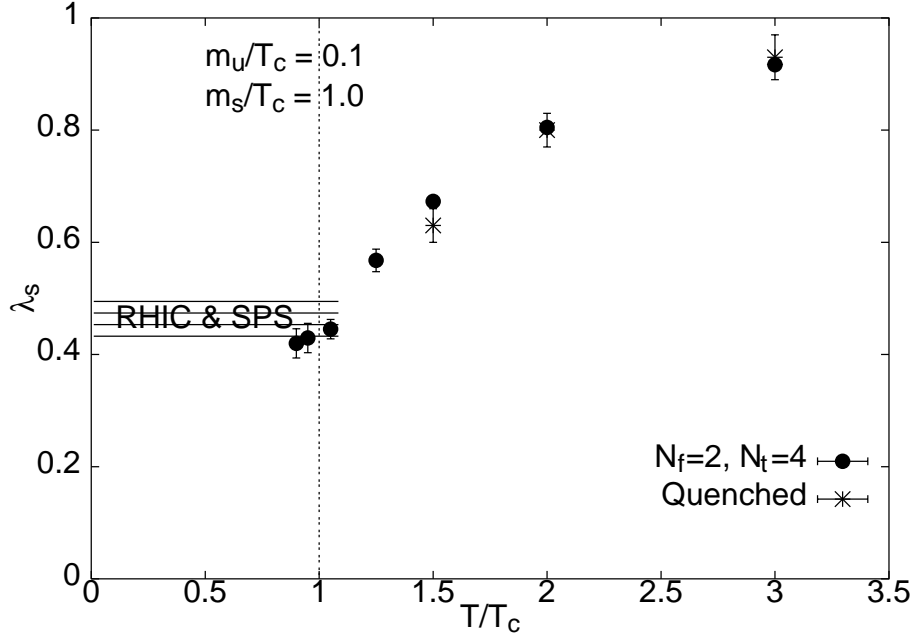


Fig. 5.  $\lambda_s$  as a function of temperature for full and quenched QCD.

described by a perturbation in time, can be related to a generalized susceptibility for the corresponding operator for it. This is complex in general. Its imaginary part can be shown to determine the dissipation, i.e., the production of strange quark-antiquark pair in our case. From the general properties of these susceptibilities, a Kramers-Kronig type relation between their real and imaginary parts can be obtained. Finally, making a relaxation time approximation ( $\omega\tau \gg 1$ ), one finds that the ratio of the imaginary parts is the same as that of the real parts.

In order to use eq. (4) to obtain an estimate for comparison with experiments, one needs to compute the corresponding quark number susceptibilities on the lattice first and then take the continuum limit. All susceptibilities can be written as traces of products of the quark propagator,  $M^{-1}(m_q)$ , and various derivatives of  $M$  with respect to  $\mu$ . With  $m_u = m_d$ , diagonal  $\chi_{ii}$ 's can be written as

$$\chi_0 = \frac{T}{2V} [\langle \mathcal{O}_2(m_u) \rangle + \frac{1}{2} \langle \mathcal{O}_{11}(m_u) \rangle] \quad (5)$$

$$\chi_3 = \frac{T}{2V} \langle \mathcal{O}_2(m_u) \rangle \quad (6)$$

$$\chi_s = \frac{T}{4V} [\langle \mathcal{O}_2(m_s) \rangle + \frac{1}{4} \langle \mathcal{O}_{11}(m_s) \rangle] \quad (7)$$

Here  $\mathcal{O}_2 = \text{Tr } M_u^{-1} M_u'' - \text{Tr } M_u^{-1} M_u' M_u^{-1} M_u'$ , and  $\mathcal{O}_{11}(m_u) = (\text{Tr } M_u^{-1} M_u')^2$ . The traces are estimated by a stochastic method:  $\text{Tr } A = \sum_{i=1}^{N_v} R_i^\dagger A R_i / 2N_v$ , and  $(\text{Tr } A)^2 = 2 \sum_{i>j=1}^L (\text{Tr } A)_i (\text{Tr } A)_j / L(L-1)$ , where  $R_i$  is a complex vector from a set of  $N_v$ , subdivided further in  $L$  independent sets. We use typically  $N_v = 50-100$ .

Figure 1 displays results [6] for the susceptibilities as a function of temperature in units of  $T_c$ , where  $T_c$  is the

transition temperature. Normalized to the corresponding ideal gas results on the same lattice, i.e, the infinite temperature limit, results for QCD with two light dynamical quarks of mass  $0.1 T_c$  are shown as points whereas the continuous curves correspond to the results in the quenched approximation. Note that the latter amounts to dropping the fermion determinant term in simulations which become orders of magnitude faster, and hence more precise, than the full QCD simulations. The valence quark mass  $m_v$ , appearing in eqs. (5)-(7), is shown in the figure in units of  $T_c$ . Note that  $T_c$  in these two cases differ by a factor of 1.6 but the results for the corresponding dimensionless susceptibilities as a function of the dimensionless ratio  $T/T_c$  differ by a few per cent only. Such a mild dependence on the number of dynamical flavours in the thermodynamic quantities has been a known feature in the temperature region away from the transition. Indeed, since the nature of the transition does depend strongly on the number of dynamical flavours, one expects significant differences near  $T_c$ . Encouraged by this behaviour, we investigated the continuum limit for the quenched case by increasing the temporal lattice size from 4 to 14 in steps of two and extrapolating to infinite temporal lattices. The spatial lattices were also increased to maintain the aspect ratio constant. Figure 2 shows typical results of such continuum extrapolation at  $T = 2 T_c$ . The continuum results for the light quark susceptibility thus obtained in the quenched approximation are exhibited in Figure 3 for small  $m_v$ . The bands marked by 'HTL' and 'NL' show the analytic results of [7] obtained in successively better approximations respectively.

The strange quark susceptibility in the continuum limit was obtained from the same simulations by simply choosing  $m_v/T_c = 1$  (in both full and quenched QCD in view

of Figure 1. Using eq. (4),  $\lambda_s(T)$  can then be easily obtained. These were extrapolated to  $T_c$  by employing simple ansätze. The resultant  $\lambda_s(T_c)$  in quenched QCD is shown in Figure 4 along with the results obtained from the analysis of the RHIC and SPS data in the fireball model[3]. The systematic error coming from extrapolation is shown by the brackets. The agreement of the lattice results with those from RHIC and SPS is indeed very impressive.

The nice agreement needs to be treated cautiously, however, in view of the various approximations made. Let us list them in order of severity.

- The result is based on quenched QCD simulations and extrapolation to  $T_c$ . As seen from Figure 1, the quark number susceptibilities, and hence  $\lambda_s(T)$ , are expected to change by only a few per cent. Since the nature of the phase transition does depend strongly on the number of dynamical quarks, a direct computation near  $T_c$  for full QCD is desirable. We are currently making such a computation and have some preliminary results for full QCD with two light dynamical quarks for lattices with four sites in temporal direction. These are shown in Figure 5 along with the continuum quenched results for  $\lambda_s(T)$  and the band for experimental results. While the emerging trend is encouraging, further exploration with varying strange quark mass, temporal lattice size (to obtain continuum results) and spatial volume is still necessary.
- The experiments at RHIC and SPS have nonzero albeit small  $\mu$  whereas the above result used  $\mu = 0$ . Based on both lattice QCD and fireball model considerations,  $\lambda_s$  is expected to change very slowly for small  $\mu$ . This can, and should, be checked by direct simulations.
- As argued above, particle production needs the imaginary counterpart of what one obtains from simulations. The relation between the ratios of real and imaginary parts was obtained under the assumption that the characteristic time scale of quark-gluon plasma are far from the energy scales of strange or light quark production. Observation of spikes in photon production may falsify this assumption.

### 3 Summary

Quark number susceptibilities contribute in many different ways to the physics of the signals of quark-gluon plasma in heavy ion collisions at SPS and RHIC. They can be obtained from first principles using lattice QCD. This offers a quantitative control and check of these signals and thus QGP itself. In particular, the continuum limit of  $\chi_u$  and  $\chi_s$ , which we obtained in quenched QCD, leads to a temperature dependent Wróblewski parameter,  $\lambda_s(T)$ . Its extrapolation to  $T_c$  appears to be in good agreement with results from SPS and RHIC. First full QCD results near  $T_c$  confirm this as well, although many technical issues, e.g, finite lattice cut-off or strange quark mass, need to be sorted out still.

### 4 Acknowledgements

One of us (RVG) thanks the Alexander von Humboldt Foundation, Germany for the financial support without which participation in this excellent and exciting meeting would not have been feasible. It is also a pleasure to acknowledge the support of the organizers, especially Profs. Carlos Lourenco and Helmut Satz.

### References

1. J. Rafelski and B. Muller, Phys. Rev. Lett. **48** (1982) 1066; *Erratum-ibid* **56** (1986) 2334; P. Koch, J. Rafelski and B. Muller, Phys. Rep. **142** (1986) 167.
2. A. Wróblewski, Acta Phys. Pol. **B16** (1985) 379.
3. F. Becattini and U. W. Heinz, Zeit. f. Physik **C76** (1997) 269; J. Cleymans, J. Phys. **28** (2002) 1575.
4. See, e.g., R. V. Gavai in *Quantum Fields on Computer*, Ed. M. Creutz, (World Scientific, 1992), p. 65.
5. R. V. Gavai and S. Gupta, Phys. Rev. **D65** (2002) 094515; *ibid* **D67** (2003) 034501.
6. R. V. Gavai, S. Gupta and P. Majumdar, Phys. Rev. **D65** (2002) 054506.
7. J.-P. Blaizot, E. Iancu and A. Rebhan, Phys. Lett. B **523** (2001) 143.
8. W. Marshall and S. W. Lovesey, *Theory of Thermal Neutron Scattering* (London: Oxford University Press, 1971), *Appendix B*; L. D. Landau and L. M. Lifshitz, *Statistical Physics, Second revised and Enlarged Edition* (Oxford : Pergamon Press, 1969) p. 385.