

BtoVVana: the package for analysis of $B_s^0 \rightarrow J/\psi\phi$ and $B_d^0 \rightarrow J/\psi K^*$ decays

S. Shulga

Laboratory of Particle Physics, Joint Institute for Nuclear Research,
141980 Dubna, Moscow region, Russia
Francisk Skarina Gomel State University, Gomel, Belarus

Abstract

C++ package **BtoVVana** is aimed to extract physics parameters in decays of the scalar neutral B-meson to two vector particles in the intermediate state, and two leptons and two pseudoscalar mesons in the final state. Improved angular moments method is implemented in the package **BtoVVana**: the method uses the time dependent weighting functions and time-integrated observables with variable upper time limit. These observables allow to keep full time informative contents of the decay. By using the package **BtoVVana** it was shown that the statistical errors of extraction of the observables strongly depends on the choice of the angular weighting functions. The best angular weighting functions, which are the linear combinations of the amplitude angular functions, are implemented in the package **BtoVVana**. The first version of the program contains algorithms to extract physics parameters in the case of untagged decays. The package **BtoVVana** and program codes for the channels $B_s^0 \rightarrow J/\psi\phi$ and $B_d^0 \rightarrow J/\psi K^*$ in the Monte Carlo generator **SIMUB** were written in parallel and mutually tested with high precision.

Program summary

Title of the program: BtoVVana

Catalogue identifier: XXXX

Program summary URL : XXXX

Program obtainable from: <http://cmsdoc.cern.ch/~shulga/BtoVVana/BtoVVana.html>

Computer: PC, two Intel 2.0 GHz processors, 512MB RAM

Operating system: Linux Red Hat 6.1, 7.2, 7.3 and other platforms which allow to set ROOT package

Programming language used: C++: gcc 2.96 or 2.95.2 compiler suite with g++

Size of the package: 2.3 MB (0.4 MB compressed distribution archive), without ROOT libraries (additional 120 MB) and without input files with events

Distribution format: tar gzip file

Additional disk space required: Depends on the number of events: 35 Mb for 100 000 events (output of SIMUB generator)

PACS: 02.70.Tt; 02.70.Uu; 07.05.Tt; 13.25.Hw;

Keywords: particle physics, decay simulation, Monte Carlo methods, exclusive B-meson decay, angular moments method, CP-violation

Nature of the physical problem: The package **BtoVVana** has been developed to study the performance of the angular moments method of the $\Delta\Gamma$ determination from analysis of untagged decays $B_s^0 \rightarrow J/\psi(\rightarrow \mu^+\mu^-)\phi(\rightarrow K^+K^-)$. By using the package **BtoVVana** it was shown that the method of angular moments gives stable results and is found to be an efficient and flexible tool for measurements with $B_s^0 \rightarrow J/\psi\phi$ and $B_d^0 \rightarrow J/\psi K^*$ decays.

Method of solution: The method of angular moments allows to construct a sequential chain of extraction of the physics parameters from events: $\Delta\Gamma \rightarrow$ initial transversity amplitudes \rightarrow weak CP-violating phase \rightarrow strong CP-conserving phases $\rightarrow \Delta M_s$. Standard angular moments method was improved by using the time dependent weighting function and time-integrated observables with variable upper time limit. These observables allow to keep full time informative contents of the decay. This improved method is used in the package **BtoVVana**. It was shown that the statistical errors of extraction of the observables strongly depends on the choice of the angular weighting functions. The best weighting functions were found and implemented in the package **BtoVVana**. The program **BtoVVana** includes methods of extractions of observables as independent modules. In frame of the package **BtoVVana** user can

include new analysis modules. The package **BtoVVana** and program codes for the channels $B_s^0 \rightarrow J/\psi\phi$ and $B_d^0 \rightarrow J/\psi K^*$ in the Monte Carlo generator **SIMUB** were written in parallel and mutually tested with high precision.

Restrictions on the complexity of the problem: Program processes any number of files with any number of events; program tested with about 200 files including 2×10^6 events

Typical running time: On a PC/Linux with 2.0 GHz processors **BtoVVana** package spends 15 seconds for every 100 000 events.

1 Introduction

The package **BtoVVana** has been developed to analyze the decays of neutral pseudoscalar B-mesons into two vector mesons decaying into two muons and two pseudoscalar mesons. Two channels of this type are included in the B-physics generator SIMUB [1] used here for precise testing of the package **BtoVVana**: $B_s^0(t), \bar{B}_s^0(t) \rightarrow J/\psi(\rightarrow \mu^+\mu^-)\phi(\rightarrow K^+K^-)$ and $B_d^0(t), \bar{B}_d^0(t) \rightarrow J/\psi(\rightarrow \mu^+\mu^-)K^*(\rightarrow K\pi)$. These channels contain rich physics information because of nontrivial angular distributions and time dependence of the decays.

At present we have the information from D0 experiment at the TEVATRON about observation of 337 events with decay of the first type $B_s^0 \rightarrow J/\psi\phi$ and 1370 events of the second type $B_d^0 \rightarrow J/\psi K^*$ [2]. The D0 data sample corresponds to an integrated luminosity 0.22 fb^{-1} , collected in 2002-2004. The statistics will be increased up to 4000 $B_s^0 \rightarrow J/\psi\phi$ events at the D0 in the nearest future. Assuming the $b\bar{b}$ cross section to be $100 \text{ }\mu\text{b}$, the number of expected $B_s^0 \rightarrow J/\psi\phi$ events, using 2 fb^{-1} of integrated luminosity, will be equal to 41400 in the BTeV experiment [3]. About 8500 $B_d^0 \rightarrow J/\psi K^*$ events are reconstructed in a data sample taken by the BELLE detector in the KEKB e^+e^- collider [4].

The systematic study of these decays will be performed after 2007 year on the LHC detectors. About 200 000 $B_s^0 \rightarrow J/\psi\phi$ events at the CMS, 100 000 events at the ATLAS and 75 000 events at the LHCb are expected to be obtained during first year of low luminosity operation [5].

Possibilities of the current experiments for these important decays can be improved by using optimal methods of the analysis. For large statistics the best method is likelihood fit while for small statistics this method becomes unstable for big number of unknown physics parameters, and the angular moments method is more preferable [6]. The latest method allows one to build a sequential chain of extraction of the physics parameters [1]. The goal of the paper is to formulate an optimal scenario of this analysis which can be realized for real data by using the package **BtoVVana** pre-

sented here. Theoretical ideas realized in **BtoVVana** are based on papers [6] and [1].

2 Structure of the package

Files of the package **BtoVVana** are kept under the **BtoVVana** directory which contains subdirectories **mak**, **src**, **doc**, **res**: directory **src** contains the source codes of the program; **mak** contains **Makefile**, command files for compilation **make_release** and execution **run**; **bin** contains the results of the compilation (object files) and the executable file (this directory is created automatically by command **make_release**); **doc** includes documentations; **res** is the user directory for data and results.

The structure of the directory tree one can be found in **Makefile**:

```
source_dirs = ../mak
source_dirs+=T_run_Read
source_dirs+=T_run_Read/T_Accum_Measure
source_dirs+=T_run_Read/T_Accum_Measure/T_AngMomMethod
source_dirs+=T_run_Read/T_Accum_Measure/T_AngMomMethod/T_WeightFunc
source_dirs+=T_run_Read/T_Accum_Measure/T_AngMomMethod/T_StandardModel_DG
source_dirs+=T_run_Read/T_Accum_Measure/T_AngMomMethod/T_WeightFunc\
    /T_TimeIntObs
source_dirs+=T_run_Read/T_Accum_Measure/T_AngMomMethod/T_WeightFunc
    /T_TimeIntObs/T_Physics
source_dirs+=T_Utility
```

The directory tree reflects a logical structure and dependences of the classes of the package. Command **make_release** processes all ***.C** files in directories included in the list above. As a rule the name of the directory coincides with the name of the class which is placed in the directory. The structure of the program is shown in Fig.1.

Class **T_run_Read** is intended for reading the events from external files. This class contains the main loop over events. For mode **Mode_Loop = 2** the loop calls

the virtual dummy method which will be overlapped in the derived class. Class `T_run_Read` contains the methods for regime `Mode_Loop = 3` in which the angle and time distributions are created (see Fig. 3).

The daughter class `T_Accum_Measure` overlaps some dummy methods of the mother class `T_run_Read` and is intended for regime `Mode_Loop = 2`. The main data members of the class are the so called "containers" which accumulate the information event by event, average the observables, and write the results to the final listing.

The class `T_AngMomMethod` carries out the extraction of the observables by using the angular moments method. Two "containers" are implemented in the class `T_Accum_Measure`: both of the "containers" are described as objects of the same class `T_AngMomMethod` with different angular weighting functions.

The main data members of the class `T_AngMomMethod` are four objects of the class `T_TimeIntObs` and three objects of the class `T_StandardModel_DG`.

The class `T_TimeIntObs` contains descriptions of the time-integrated observables which are obtained by accumulation of the event weights.

The class `T_StandardModel_DG` performs calculations of the width Γ and width difference $\Delta\Gamma$ by using the found observables in case of the Standard Model prediction of the small CP-violating weak phase.

The weights of the events are found by using the class `T_WeightFunc` which is the mother class for class `T_TimeIntObs`.

Extraction of the final observables based on some predefined physics parameters with its errors which described in class `T_Physics`. The object of this class should be created in the `main` program by the user in case of processing the real data. In case of processing the data from generator `SIMUB` one needs to set logical parameter `bRealData = false` in the `main` function. In this case the program will read the generator physics parameters from the first event.

Directory `T_Utility` includes some auxiliary functions and classes.

The structure of the package `BtoVvna` is the same as the structure of the gener-

ator SIMUB [1] which allows to obtain the events $B_s^0(t), \overline{B}_s^0(t) \rightarrow J/\psi(\rightarrow l^+l^-) \phi(\rightarrow K^+K^-)$ and $B_d^0(t), \overline{B}_d^0(t) \rightarrow J/\psi(\rightarrow l^+l^-) K^*(\rightarrow K\pi)$ with full physics contents and high precision of generation of the kinematical variables.

3 Preparation of input files by the SIMUB generator

Subpackage SIMUB/BB_dec allows to obtain the events with $B_s^0 \rightarrow J/\psi\phi$ and $B_d^0 \rightarrow J/\psi K^*$ decays with full physics contents by setting the channel option "COPT SI1" in command file BB_dec/mak/run [1] and using the decay mechanism option "BOSM 1" ("BODM 1") and decay channel option "BOSC 1" ("BODC 1") for B_s^0 (B_d^0) mesons. The format of the SIMUB event is defined by option FRMT. Subpackage SIMUB/BB_dec has a mode Mode_Loop==2 to produce events in the format readable by the program BtoVVana. The variable Mode_Loop is set in the file BB_dec/mak/run by option MODD 2. In this case the format defined by option FRMT is ignored and the events are written in ROOT tree in the format defined in the constructor of class T_Loop (subpackage SIMUB/BB_dec) in the following way:

```
if (Mode_Loop==2){
    hfile= new TFile(fname,"RECREATE","B0s->J/PsiPhi or B0d->J/PsiK* tree");
    tree = new TTree("T","B0s->J/PsiPhi decay tree");
    tree->Branch("VB" ,&VB , "x/D:y:z:t:tau");
    tree->Branch("PB" ,&PB , "x/D:y:z:E:M");
    tree->Branch("Pa" ,&Pa , "x/D:y:z:E:M");
    tree->Branch("Pa1",&Pa1,"x/D:y:z:E:M");
    tree->Branch("Pa2",&Pa2,"x/D:y:z:E:M");
    tree->Branch("Pb" ,&Pb , "x/D:y:z:E:M");
    tree->Branch("Pb1",&Pb1,"x/D:y:z:E:M");
    tree->Branch("Pb2",&Pb2,"x/D:y:z:E:M");
    tree->Branch("DFG",&DFG,"delta1/D:delta2:Wphi:nA02:nAP2:nAT2:
```



```

GB:GL:GH:DG:MB:ML:MH:DM:dx:dy:dz:dt:Tmax:cThb1:cTha1:sChi:
cChi:Chi:Blifetime:fDist:KFCode/I");}

```

Here the **fname** is a name of the output file defined by option **OUTF** '**NAME.root**', the branches **VB** and **PB** define the secondary 4-vertex of B -decay and 4-momentum of B -meson, branches **Pa** and **Pb** define 4-momentum of J/ψ and ϕ (K^*) mesons, branches **Pa1** and **Pa2** define 4-momentum of μ^+ and μ^- mesons, branches **Pb1** and **Pb2** define 4-momentum of K^+ and K^- mesons (K and π for K^*), the branch **DFG** defines the physics parameters of the decay $B \rightarrow J/\psi\phi$ ($B_d^0 \rightarrow J/\psi K^*$): strong CP-conserving phases $\delta_1 = \arg(A_{||}^* A_{\perp})$ (named as **delta1**) and $\delta_2 = \arg(A_{\perp})$ (**delta2**; we set $\arg(A_0) = 0$), weak CP-violating phase ϕ (**wphi**), initial transversity amplitudes squared A_0^2 , A_{\perp}^2 , $A_{||}^2$ (names **nA02**, **nAP2**, **nAT2**), B_s^0 (B_d^0) width Γ , widths of light and heavy states Γ_L , Γ_H , $\Delta\Gamma = \Gamma_H - \Gamma_L$ (with the corresponding program names **GB**, **GL**, **GH**, **DG**), B mass M_{B^0} and masses of light and heavy states M_L , M_H , $\Delta M \equiv M_H - M_L$ (program names **MB**, **ML**, **MH**, **DM**), generator resolutions [1] or detector resolution named by **dx**, **dy**, **dz**, **dt** for four kinematical variables $\cos\Theta_{\mu^+}$, $\cos\Theta_{K^+}$, χ and t , correspondently, where three angles are defined in Fig. 2, and t is the B meson proper lifetime.

If the program **BtoVVana** is used for the generator data, then the data members from the branch **DFG** contain physics parameters from the generator. In case of analysis of real data these data members should contain theoretical predictions to calculate some values which depend on the measured values and external parameters and for comparison.

Any number of the input files with events can be treated by the program **BtoVVana**. The names of these files are written in the main program.

4 Quick start with the package BtoVVana

The package is tested on Linux (RedHat 7.x, 8.x) platforms and uses the ROOT package [7]. To run the package, it is necessary to set the environment variables of the ROOT.

To install the program, it is enough to untar the file `BtoVVana.tar.gz` in the working directory and the `BtoVVana` directory with the structure described above will be created.

The main function is placed in the file `mak/T_Accum_Measure_main.C`. The user can set here the following parameters:

- code of B-meson `KF_Code` (Pythia KF-code is 531 for B_s^0 and 511 for B_d^0);
- number of the input files `NFiles` and its names collected in the array `cFile`;
- `Mode_Loop = 2` to extract the physics parameters or `Mode_Loop = 3` to draw the angular and proper time distributions;
- maximal proper lifetime used to select the events (or for Monte Carlo generation in generator) `Time_maximal_mmDc`;
- the upper limit for the proper lifetime of B-meson `Time_UP_mmDc` (in units of [mm/c]), `Time_UP_mmDc = Time_maximal_mmDc` as a rule;
- second choice of the upper limits for proper lifetime `Time_Zero_mmDc`;
- parameter `GammaS_mmDcm1` may be set as arbitrary; to minimize the errors of measurements, one needs to set `GammaS_mmDcm1` closely to the true value of Γ (Γ is B-meson width in units $[\text{mm}/c]^{-1}$);
- logical parameter `bRealData = true` in case of analysis of real data, otherwise the program will process the events from the generator; the only difference is that in case of `bRealData = false` the user does not need to define the object of `T_Physics *Phys` in the main function because this object will be

defined within the program as the data member by method `Parameter_SIMUB` of the class `T_AngMomMethod` by using the special physics records in the events written by generator `SIMUB` (see branch `DFG` in the class `T_run_Read` which one can found in package `BtoVVana` and in generator `SIMUB`); in case of `bRealData = true` the user needs to set an object of the class `T_Physics` in the `main` function by using the data from the previous run of the program or from other sources;

- number of events `NEVENTS` (will be ignored if it is less than the number of the events in all the input files);
- to draw a simple histogram, one has to set `bSIMPLE_HISTOGR = true` otherwise it will be drawn histograms with error bars as it is shown in Fig.3;
- logical variable `DEBUG = true` for extended information in the listing used for debug of the program;
- logical variable `bShortINF = true` for short information in the listing;

To compile the program, one has to go into `mak` directory and execute the command `make_release`. After that, one should start the program by the command `run`.

Example of the main program and listing with results of the program are placed in section "Test Run Input and Output".

5 Class `T_run_Read`: loop over the events

The main part of the class `T_run_Read` was done automatically by the `ROOT` method `MakeClass` of the `TTree` class. The constructor of the class `T_run_Read` contains the following parameters: `KF_Bmeson` is a `PYTHIA` `KF`-code of B-meson, `NumbFiles` is a number of the files for analysis, `Mode_Loop` is a processing mode, and `cFile[]` is a list of the file names.

Class `T_run_Read` contains the loop which reads the data and writes the event information in the following data members of the class:

```
double VB_x, VB_y, VB_z, VB_t, VB_tau, // Vertex and lifetime
      PB_x, PB_y, PB_z, PB_E, PB_M,    // B momentum and mass
      Pa_x, Pa_y, Pa_z, Pa_E, Pa_M,    // J/psi momentum and mass
      Pa1_x, Pa1_y, Pa1_z, Pa1_E, Pa1_M, // mu+ momentum and mass
      Pa2_x, Pa2_y, Pa2_z, Pa2_E, Pa2_M, // mu- momentum and mass
      Pb_x, Pb_y, Pb_z, Pb_E, Pb_M,    // Phi/Ktar momentum and mass
      Pb1_x, Pb1_y, Pb1_z, Pb1_E, Pb1_M, // K+(K) momentum and mass
      Pb2_x, Pb2_y, Pb2_z, Pb2_E, Pb2_M; // K-(pi) momentum and mass

      // Physics, kinematics and Monte Carlo parameters (branch DFG):
double DFG_delta1, DFG_delta2, // strong CP conserving phases
      DFG_Wphi,                // weak CP violating phase
      DFG_nA02, DFG_nAP2, DFG_nAT2, // initial polarized amplitudes squared (0,||,T)
      DFG_GB, DFG_GL, DFG_GH, DFG_DG, // see definition in previous section
      DFG_MB, DFG_ML, DFG_MH, DFG_DM, // see definition in previous section
      DFG_dx, DFG_dy, DFG_dz, DFG_dt, // see definition in previous section
      DFG_Tmax,                // maximal allowed B lifetime
      DFG_cThb1, DFG_cTha1,    // cos(Theta_K+) cos(Theta_mu+)
      DFG_sChi, DFG_cChi, DFG_Chi, // cos(Chi), sin(Chi), Chi
      DFG_Blifetime,          // B Lifetime
      DFG_fDist;              // value of distribution function for given
                              // cos(Theta_K+), cos(Theta_mu+), Chi, B-lifetime
int DFG_KFCode;              // PYTHIA KF code of B meson
```

Using the method `Mom_To_LorentzVector` the event momenta and vertex are rewritten in ROOT Lorentz vector variables: `P_B_L`, `P_a_L`, `P_a1_L`, `P_a2_L`, `P_b_L`, `P_b1_L`, `P_b2_L`, `V_B_gen`, `V_B_dec`, `DVertex_B = V_B_dec - V_B_gen`. The data members - `cThe_b1_R`, `cThe_a1_R`, `Chi_R`, `B_lifetime_R` - present the values $\cos \Theta_{\mu+}$, $\cos \Theta_{K+}$, χ , t (see Fig.2) which are calculated for the current event by the method

Reco_Helicity_Angles (if the position of a method is not given, then the method belongs to the class **T_run_Read** in this section by default).

The number of the input files for the processing is set in the constructor of the class **T_run_Read** by parameter **N_umbFiles**. The file names are collected in the character array in the main program and passed in the constructor by the parameter **cFile[]**.

The method **Loop(NEVENTS)** performs the loop over all the events in the file chain. The user can find two logical keys **bSIMUB_Angles** and **bSIMPLE_HISTOGR** inside the method **Loop**. If **bSIMUB_Angles = true**, then the angles and B lifetime directly from generator **SIMUB** (from the branch **DFG**) will be used for histograms, otherwise the angles and B lifetime which were reconstructed from the momenta and vertex, are used for histograms; if **bSIMPLE_HISTOGR = true**, then we can obtain the pictures with simple histograms for the three angles and B lifetime, while for **bSIMPLE_HISTOGR = false** one can obtain histograms with error bars. The latest kind of pictures for decay $B_s^0 \rightarrow J/\psi\phi$ can be seen in Fig. 3 for 100 000 events. We have used the "main setting" of physics parameters by default for $B_s^0 \rightarrow J/\psi\phi$ ($B_d^0 \rightarrow J/\psi K^*$) decays: $\delta_1 = \pi$, $\delta_2 = 0$, $\phi_c^{(s)} = 0.04$, $A_0^2 = 0.54(0.56)$, $A_\perp^2 = 0.16$, $A_\parallel^2 = 1 - A_0^2 - A_\perp^2$, $\Gamma = 1/\tau_B$, $\tau_B = 1.464(1.571)$ ps, $\Delta\Gamma/\Gamma = -0.2(-0.01)$, $T_{max} = 2\text{mm}/c$, $N_{reso} = 50\,000$, $dt = dx = dy = 2/N_{reso}$, $dz = 2\pi/N_{reso}$, $T_{max} = 2 \frac{mm}{c}$, $x \equiv \Delta M/\Gamma = 20(0.73)$, where the values for $B_d^0 \rightarrow J/\psi K^*$ are shown in brackets if they do not coincide.

Switch of regimes **Mode_Loop** are placed in the main program. Class **T_run_Read** includes methods in a simple mode **Mode_Loop = 3**. Methods for the **Mode_Loop = 2** are placed in the derived class **T_Accum_Measure** (see the next section). All other values of **Mode_Loop** are not used in the current version of the program.

It is convenient to create a separate derived class **T_Accum_Measure** specially to treat the events.

The main loop over the events is placed in class **T_run_Read** with non virtual

definition and therefore it is not redefined in the derived class `T_Accum_Measure`. The program uses the same method `Loop` placed in the parent class `T_run_Read` for all regimes.

The method `Loop` contains the switch on different regimes of processing by the key `Mode_Loop`. This switch has the following form (it is a simplified form of the loop):

```
for(jentry=0; jentry<NEVENTS ; jentry++) {
    if(Mode_Loop==2)
        if(!Reco_Accum_Measure()) out("$WARNING 1(goto next evt)",0);
        else if(Mode_Loop==3) Fill_Hist_RECO(); }
    if      (Mode_Loop==2) Average_Measure_OutResult();
    else if(Mode_Loop==3) Draw_Hist(0);
```

Within the class `T_run_Read` there are dummy virtual methods `Reco_Accum_Measure` and `Average_Measure_OutResult` which are overlapped in the derived class. The method `Reco_Accum_Measure` transforms the momenta of the particles into angles and accumulates observables. The method `Average_Measure_OutResult` performs averaging and printing the results of the observables extraction.

6 Class `T_Accum_Measure`: accumulation of the observables

Class `T_Accum_Measure` has `T_run_Read` as a parent class and its constructor has the form:

```
T_Accum_Measure(bool DEBUG,
    int KF_B_To_Analyse, int NumbFiles, char *cFile[],
    int Mode_Loop, double TimeUP_mmDc, double Time_maximal_mmDc,
    double Time_Zero_mmDc, double GammaS_mmDcm1,
    bool bRealData, T_Physics *Phys);
```

where the parameters `DEBUG`, `KFB_To_Analyse`, `NumbFiles`, `cFile[]` and `ModeLoop` are used for the constructor of the parent class `T_run_Read` described in the previous section. All other parameters are described in section 4.

At present the class `T_Accum_Measure` includes the extraction of observables by the angular moments method described in [1].

The main methods of the class overlap the parent virtual methods `Reco_Accum_Measure` and `Average_Measure_OutResult`. These methods are called by derived method `T_run_Read::Loop` which is not overlapped in the class `T_Accum_Measure`. Class `T_Accum_Measure` has the "containers" to accumulate the information in the loop over the events. These data are processed and printed in their final form in function `Average_Measure_OutResult`. "Containers" are represented as the following data members of the class:

```
T_AngMomMethod *AngMomMethod_A;
```

```
T_AngMomMethod *AngMomMethod_B;
```

where `AngMomMethod_A(AngMomMethod_B)` are used to treat the events by using the angular moments method with the weighting function which is described in [1] as "set A"("set B").

The user can introduce new "containers" for other ways of treatment. For example, tagged events of decay $B_s^0(t)\overline{B}_s^0(t) \rightarrow J/\psi\phi$ containing the oscillation phenomenon allow to extract the parameter ΔM . According to the scenario presented here, the extraction of the ΔM by using the tagged samples should be done after analysis of the untagged sample. The method to extract ΔM and corresponding "container" will be developed in the next version of the program `BtoVVana`.

A pointer to the object of the class `T_Accum_Measure` `*AM` is defined in the main function. Constructor of the class `T_Accum_Measure` defines the "containers" (parameters of the constructor will be described in the following section):

```
AngMomMethod_A = new T_AngMomMethod(1, ...);
```

```
AngMomMethod_B = new T_AngMomMethod(2, ...);
```

Then the main program calls the loop method inherited from the parent class `AM → Loop(500000)`. It passes the number of events to the loop to be processed. The events from the external files are read and written into the data members of the parent class `T_run_Read`. The structure of the loop was shown in the previous section. As you can see, the loop calls the method `Reco_Accum_Measure` which is overlapped in the class `T_Accum_Measure` and has the following form:

```
bool T_Accum_Measure::Reco_Accum_Measure() {
    Mom_To_LorentzVector();
    Reco_Helicity_Angles();
    Count_MeasureEv++; if(Count_MeasureEv==1) Measure_Init();
    Measure_Accum(); return true; }
```

The first method `Mom_To_LorentzVector` transforms the momenta to the ROOT Lorentz vectors and to the angles (in the frame shown in Fig. 2) and the B-meson proper lifetime calculated by using the function `Reco_Helicity_Angles`. The last function is placed in directory `T_Utility/F_Reco_HelicityAngles`.

Before treatment of the first event the initialization is performed by means of the method `Measure_Init`. In the treatment of events from the generator `SIMUB` the method `Measure_Init` calls the method `Parameter_SIMUB` to initialize the "containers" `AngMomMethod_A` and `AngMomMethod_B` by the physics parameters (in this section the methods without references have the placement in the class `T_Accum_Measure` by default).

These parameters are used to extract the observables from the time-integrated observables which have been obtained by class `T_TimeIntObs`, and to perform analytical calculations to compare them with the approximate estimations obtained by the Monte Carlo method (see description of the class `T_Physics` below). It is helpful to test the both the event generator and the analysing package `BtoVVana`.

As it is described in the previous section, the method `Loop` derived from class `T_run_Read` calls the virtual method `Reco_Accum_Measure` which overlapped in the class described in this section. Further the chain of calls is the following: `Reco_Accum_Measure()`

→ Measure_Accum() → Measure_Accum_AngMomMethod(). The structure of the latest method is very general:

```
void T_Accum_Measure::Measure_Accum_AngMomMethod(){
    AngMomMethod_A->Init_Angles(cThe_b1_R, cThe_a1_R, Chi_R, B_lifetime_R);
    AngMomMethod_A->Accumulation_TimeIntObs  ();
    AngMomMethod_A->Set_False_FlagInit_Angles();
    AngMomMethod_B->Init_Angles(cThe_b1_R, cThe_a1_R, Chi_R, B_lifetime_R);
    AngMomMethod_B->Accumulation_TimeIntObs  ();
    AngMomMethod_B->Set_False_FlagInit_Angles();
}
```

It is not difficult to include other user "containers" into this method.

In method T_run_Read::Loop(int) after the loop the method Average_Measure_OutResult is called. This method performs averaging and printing the results of the measurements (it is a simplified form):

```
void T_Accum_Measure::Average_Measure_OutResult(){
    AngMomMethod_A->Average_TimeIntObs  ();
    AngMomMethod_A->Out_Result_TimeIntObs(" Set A ");
    AngMomMethod_B->Average_TimeIntObs  ();
    AngMomMethod_B->Out_Result_TimeIntObs(" Set B ");}
```

7 Class T_AngMomMethod: extraction of physics parameters by using the angular moments method

The main data members of the class T_AngMomMethod are four pointers to the objects of the class T_TimeIntObs and three pointers to the objects of the class T_StandardModel_DG:

```
T_TimeIntObs  *Obs_TG0 ;   //   T , Gp = 0
T_TimeIntObs  *Obs_TGp ;   //   T , Gp = G'
T_TimeIntObs  *Obs_TOG0;   //   T0, Gp = 0
```

```

T_TimeIntObs  *Obs_TGp;  //  T0, Gp = G'
T_StandardModel_DG  *SM_DG_TGp_TG0;
T_StandardModel_DG  *SM_DG_TGp_TOGp;
T_StandardModel_DG  *SM_DG_TG0_TOG0;

```

Two different definitions of the time-integrated observables can be considered according to [1]: \tilde{O} and \hat{O} . The first case corresponds to the zero parameters $\Gamma' = 0$ and the second one - to nonzero Γ' defined by the user (see the next section about definition of Γ'). In the program the user can set also two different values of the upper time limit T and T_0 .

Constructor and methods of the class `T_AngMomMethod` are

```

T_AngMomMethod      (...);
void Init_Angles      (...);
void Parameter_SIMUB(...)
void Accumulation_TimeIntObs  ();
void Average_TimeIntObs      ();
void Out_Result_TimeIntObs    (const Char_t *cc);
virtual void Show              (const Char_t *c);

```

The constructor calls four constructors for four objects of the class `T_TimeIntObs`. Each of the methods listed above calls four methods with the same name for the four objects of the class `T_TimeIntObs` and for the three objects of the class `T_StandardModel_DG`. For example,

```

void T_AngMomMethod::Accumulation_TimeIntObs(){
    Obs_TG0 ->Accumulation_TimeIntObs();
    Obs_TGp ->Accumulation_TimeIntObs();
    Obs_TOG0->Accumulation_TimeIntObs();
    Obs_TOGp->Accumulation_TimeIntObs();
    SM_DG_TGp_TG0 ->Accumulation();
    SM_DG_TGp_TOGp->Accumulation();
    SM_DG_TG0_TOG0->Accumulation(); }

```

Some features in using the objects of the classes `T_TimeIntObs` and `T_StandardModel_DG` the user can find in the method `Parameter_SIMUB` (this method calls the methods of `T_TimeIntObs` objects only), and in the method `Average_TimeIntObs`:

```
void T_AngMomMethod::Average_TimeIntObs(){
    Obs_TG0 ->Average_TimeIntObs(); ...;
    SM_DG_TGp_TG0->T_StandardModel_DG_Init(*Obs_TGp, *Obs_TG0 );
    SM_DG_TGp_TG0->Average(); SM_DG_TGp_TG0->Calc_DG(true); ...;}
```

Method `T_StandardModel_DG_Init` initiates the object to extract Γ and $\Delta\Gamma$. Method `Average` averages values to calculate the correlation between two types of the observables. Method `Calc_DG` calculates Γ and $\Delta\Gamma$.

8 Class `T_WeightFunc`: weighting functions

Two types of the angular weighting function are proposed in [6, 1] to extract the observables: $w_i^{(A)}(\theta_{l+}, \theta_{K+}, \chi)$ and $w_i^{(B)}(\theta_{l+}, \theta_{K+}, \chi)$ ($i = \overline{1, 6}$). As it is shown in [1], it is helpful to consider the time dependent weighting functions which can be written in the general case as

$$W_i^{(A)}(\theta_{l+}, \theta_{K+}, \chi, t; \Gamma', T) = \exp(\Gamma' t) w_i^{(A)}(\theta_{l+}, \theta_{K+}, \chi) \Theta(T - t)$$

and similarly for $W_i^{(B)}$. Weighting function $W_i^{(A/B)}$ is named in the class `T_WeightFunc` as method `wi` ($i = \overline{0, 5}$).

The integer data member `WF.Type` of the class `T_WeightFunc` sets the type of weighting functions ($1 \rightarrow A$, $2 \rightarrow B$) and it is initialized by the class constructor. The parameters of the weighting functions Γ' and T are the constructor input parameters, named as `GammaS_mmDcm1` (in unit $(\text{mm}/c)^{-1}$) and `TimeUP_mmDc` (in unit (mm/c)). The Γ' represents a first approximation for the measured value Γ to be corrected in the current analysis of the untagged decays.

Together with method `wi` there are also the methods with names `wi_cTha1`, `wi_cThb1`, `wi_Chi` and `wi_t` in the class `T_WeightFunc`. These methods represent

the derivatives of the function `wi` with respect to arguments $\cos\Theta_{\mu+}$, $\cos\Theta_{K+}$, χ and t , correspondently. The derivatives are used in class `T_TimeIntObs` to calculate the systematical errors or to estimate the detector response [1].

9 Class `T_TimeIntObs`: six time-integrated observables

Class `T_TimeIntObs` is a derived class to the class `T_WeightFunc`. It is used to accumulate and average the time-integrated observable, and to extract the physics parameters.

In the general form by means of the weighting function $W_i^{(X)}$ ($X = A, B$) on the set of the $N(T_{max})$ events we have observables and their statistical errors in the following form [1]:

$$\hat{b}_i^{(exp)}(\Gamma', T) = \frac{1}{N(T_{max})} \sum_{j=1}^{N(T)} W_{ij}^{(X)}(\Gamma', T), \quad (1)$$

$$\delta \hat{b}_i^{(exp)}(\Gamma', T) = \frac{1}{N(T_{max})} \sqrt{\sum_{j=1}^{N(T)} [\hat{b}_i^{(exp)}(\Gamma', T) - W_{ij}^{(X)}(\Gamma', T)]^2},$$

where $W_{ij}^{(X)}(\Gamma', T) \equiv W_i^{(X)}(\theta_{t+}^j, \theta_{K+}^j, \chi^j, t^j; \Gamma', T)$ is a value of the weighting function for the j -th event. Including the time dependent $\Theta(T - t)$ -function in the weighting function allows to keep the time informative contents in the value $\hat{b}_i^{(exp)}(\Gamma', T)$ and in the same time to have good statistical errors which are caused by a large size of the proper time interval $[0, T]$.

The class constructor `T_TimeIntObs` is defined by the following signature:

```
T_TimeIntObs(char *cc, int Type_WF,
              double GammaS_mmDcm1, TimeUP_mmDc, TimeMAX_mmDc,
              bool   DEBUG, bRealData, T_Physics *P_hys);
```

Three parameters `Type_WF`, `GammaS_mmDcm1`, `TimeUP_mmDc` are sent to the mother class `T_WeightFunc` (see the previous section). Parameter `TimeMAX_mmDc` defines the

value T_{max} .

By means of the logical parameter `bRealData` the user can set either the mode for the real data or the mode for the generator data. The latest case does not use the method parameter `P_hys` and data member `Phys` of the class will be filled by the generator data taken from the first event by the method `Parameter_SIMUB`.

In case of `bRealData = true` the user has to define the object of the class `T_Physics` in the main program and send it into the object of the class `T_Accum_Measure` defined in the main program.

The constructor and list of the methods of the class are as follows:

```
T_TimeIntObs(char *cc, int  Type_WF,
              double GammaS_mmDcm1, TimeUP_mmDc, TimeMAX_mmDc,
              bool DEBUG, b_RealData, T_Physics *P_hys);
void FinalObserv_TimeIntObs (const Char_t *c);
void Parameter_SIMUB(double delta1, delta2, TotalPhaseWeak,
                    nA0_02, nA0_P2, nA0_T2, Gamma_Bmes_GeV, Gp_GeV, Gm_GeV, Delta_G_GeV,
                    Gen_dcTb1, Gen_dcTa1, Gen_dChi, Gen_dt);
void Accumulation_TimeIntObs();
void Average_TimeIntObs      ();
void Out_Result_TimeIntObs   (const Char_t *c);
virtual void Show            (const Char_t *c);
```

If we compare this list with the list of the methods of the class `T_AngMomMethod`, it is possible to note that the last 5 methods have the same names as the method names of the class `T_AngMomMethod` because the calls of these methods are the main purpose of the corresponding methods of the class `T_AngMomMethod` (see explanation in the description of the class `T_AngMomMethod`).

Method `FinalObserv_TimeIntObs` is called by method `Out_Result_TimeIntObs` and calculates the final observables or their combinations according to the formu-

lae [1]:

$$\begin{aligned}
|A_0(0)|^2 &= \frac{\hat{b}_1^{(exp)}(\Gamma', T)}{\hat{b}_1^{(exp)}(\Gamma', T) + \hat{b}_2^{(exp)}(\Gamma', T) + \hat{b}_3^{(exp)}(\Gamma', T)/\hat{\gamma}}, \\
|A_{||}(0)|^2 &= \frac{\hat{b}_2^{(exp)}(\Gamma', T)}{\hat{b}_1^{(exp)}(\Gamma', T) + \hat{b}_2^{(exp)}(\Gamma', T) + \hat{b}_3^{(exp)}(\Gamma', T)/\hat{\gamma}}, \\
|A_{\perp}(0)|^2 &= \frac{\hat{b}_3^{(exp)}(\Gamma', T)/\hat{\gamma}}{\hat{b}_1^{(exp)}(\Gamma', T) + \hat{b}_2^{(exp)}(\Gamma', T) + \hat{b}_3^{(exp)}(\Gamma', T)/\hat{\gamma}}, \\
\cos(\delta_2 - \delta_1) &= \frac{\hat{b}_5^{(exp)}(\Gamma', T)}{\sqrt{\hat{b}_1^{(exp)}(\Gamma', T) \hat{b}_2^{(exp)}(\Gamma', T)}}, \tag{2}
\end{aligned}$$

where we consider the initial amplitudes normalized as $|A_0(0)|^2 + |A_{||}(0)|^2 + |A_{\perp}(0)|^2 = 1$. We have introduced the function γ :

$$\hat{\gamma}(\Delta\Gamma_L, \Delta\Gamma_H, \cos\phi_c^{(s)}, T) = \frac{\hat{G}_H}{\hat{G}_L}, \tag{3}$$

$$\hat{G}_{\frac{L}{H}} = (1 \pm \cos\phi_c^{(s)}) \frac{e^{\Delta\Gamma_L T/2} - 1}{\Delta\Gamma_L} - (1 \mp \cos\phi_c^{(s)}) \frac{e^{-\Delta\Gamma_H T/2} - 1}{\Delta\Gamma_H}. \tag{4}$$

$\Delta\Gamma_{L/H}$ are measured parameters related with physics values of widths of light and heavy states $\Gamma_{L/H}$ by

$$\Delta\Gamma_L = 2(\Gamma' - \Gamma_L), \quad \Delta\Gamma_H = -2(\Gamma' - \Gamma_H). \tag{5}$$

The method `FinalObserv_TimeIntObs` also calculates two values:

$$\sin\phi_c^{(s)} \cos\delta_{1,2} = \frac{\hat{b}_{4,6}^{(exp)}(\Gamma', T)}{\sqrt{\hat{b}_{2,1}^{(exp)}(\Gamma', T) \hat{b}_3^{(exp)}(\Gamma', T)}} \hat{\beta}. \tag{6}$$

where

$$\hat{\beta}(\Delta\Gamma_L, \Delta\Gamma_H, \cos\phi_c^{(s)}, T) = \frac{\sqrt{\hat{G}_L \hat{G}_H}}{\hat{Z}}, \quad \hat{Z} = \frac{1 - e^{\Delta\Gamma_L T/2}}{\Delta\Gamma_L} + \frac{1 - e^{-\Delta\Gamma_H T/2}}{\Delta\Gamma_H}. \tag{7}$$

Eqs. (6) contain the weak phase in the left- and right-handed side and might be helpful in case of large values of weak phase $\phi_c^{(s)}$ when a large violation of the Standard Model predictions, $\phi_c^{(s)} \approx 0.03$, takes place.

Values $\hat{\gamma}$ and $\hat{\beta}$ are calculated in the data member `T_Physics *Phys` of the class `T_TimeIntObs`.

Table 1: Time-integrated observables obtained by data member `Obs_TG0` of class `T_AngMomMethod`. The sample of 300 000 (3 000 in parentheses) untagged $B_s^0 \rightarrow J/\psi\phi$ events from SIMUB generator with the "main setting" of physics parameters (see section 5) is used

i	$\hat{b}_i(0, T)_{T=T_{max} \rightarrow 0},$ Eq. (8)	$\hat{b}_i(0, T)_{T=T_{max}=2},$ Eq. (8)	$\hat{b}_i^{(exp)}(0, T)_{T=T_{max}=2},$ Eq. (1)	Statistical errors
1	0.54	0.5225	0.5207 (0.488)	0.0014 (0.014)
2	0.30	0.2903	0.2940 (0.380)	0.0021 (0.021)
3	0.16	0.1873	0.1849 (0.132)	0.0020 (0.020)
4	0.0088	0.0009	0.0032 (0.011)	0.0020 (0.020)
5	-0.4025	-0.3894	-0.3916 (-0.316)	0.0029 (0.029)
6	-0.0118	-0.0012	-0.0021 (-0.002)	0.0031 (0.031)

The results of extraction of final observables (2) and (6) are given in Tabs. 1 and 2.

The direct numerical calculations have shown that the difference between the values of observables $\hat{b}_i(T)$ ($i = 1, 2, 3, 5$), calculated with $\phi_c^{(s)} = 0$ and $\phi_c^{(s)} = 0.04$, does not exceed 0.01%. Even in case of statistics of 100 000 events this difference is negligibly small as compared with statistical errors for these observables. Therefore, the assumption $\phi_c^{(s)} \approx 0$ is a good approximation in case of Standard Model.

To determine the initial transversity amplitudes in case of SM, it is convenient to use $\Gamma' = 0$ and for large T we have $\hat{\gamma} \approx \Gamma_L/\Gamma_H$.

The first observable in the list of four observables of the class `T_AngMomMethod` is `Obs_TG0` which is initialized with setting $\Gamma' = 0$ and with $T = T_{max}$ as the upper time limit. The results from `Obs_TG0` are presented by two tables in the listing (see section "Test Run Input and Output").

These data are given in Tabs. 1 and 2.

Table 2: Determination of values (2) and (6) by using the observables $\hat{b}_i^{(exp)}(0, T)$ ($T = 2/1/0.5/0.25/0.125$ mm/c $^{-1}$) for 300 000 $B_s^0 \rightarrow J/\psi\phi$ events with the "main setting" (see section 5) of physics parameters

Parameter	Input	Extracted value by (2), (6)	Statistical error
$A_{ }^2/A_0^2$	0.556	0.565/0.568/0.565/0.568	0.005/0.005/0.006/0.007
A_{\perp}^2/A_0^2	0.296	0.294/0.293/0.293/0.288	0.004/0.004/0.005/0.006
$ A_0(0) ^2$	0.54	0.538/0.538/0.538/0.539	0.001/0.001/0.002/0.002
$ A_{ } ^2$	0.30	0.304/0.305/0.304/0.306	0.002/0.002/0.003/0.003
$ A_{\perp} ^2$	0.16	0.158/0.157/0.158/0.155	0.002/0.002/0.002/0.003
$\cos(\delta_2 - \delta_1)$	-1	-1,001/-1,000/-0.998/-0.999	0.009/0.009/0.010/0.012
$\cos\delta_1\sin\phi_c^{(s)}$	0.04	0.15/0.17/0.16/-0.04	0.09/0.12/0.22/0.50
$\cos\delta_2\sin\phi_c^{(s)}$	-0.04	-0.07/-0.07/0.03/-0.03	0.10 /0.14/0.26/0.61

Table 3: Time-integrated observables obtained by data member `Obs.TGp` of class `T_AngMomMethod` for 300 000 (3 000 in parentheses) untagged $B_s^0 \rightarrow J/\psi\phi$ events with the "main setting" (see section 5) of physics parameters

i	$\hat{b}_i(\Gamma, T_{max}), \text{ Eq. (8)}$	$\hat{b}_i^{(exp)}(\Gamma, T_{max}), \text{ Eq. (1)}$	Stat.err.
1	2.117	2.139 (1,95)	0.014 (0.12)
2	1.176	1.157 (1,40)	0.019 (0.17)
3	0.989	1.024 (0.78)	0.020 (0.16)
4	0.010	0.035 (0.07)	0.018 (0.19)
5	-1.578	-1.603 (-0.94)	0.028 (0.24)
6	-0.013	-0.010 (0.11)	0.028 (0.31)

As it is shown in the first two columns of Tabl. 1, the time dependence of observables is essential in case the number of events is more than 3 000 because for the 3 000 events the differences $\hat{b}_i(0, T)_{T=T_{max} \rightarrow 0} - \hat{b}_i(0, T)_{T=T_{max}=2}$ are comparable with statistical errors. This conclusion depends on the value of width difference $\Delta\Gamma$. In case of the $B_d^0 \rightarrow J/\psi K^*$ channel the Standard Model predicts a small value of $\Delta\Gamma$ ("main setting" for B_d^0 $\Delta\Gamma/\Gamma = -0.01$, see section 5) and in this case $\hat{b}_i(0, T)_{T=T_{max} \rightarrow 0} \approx \hat{b}_i(0, T)_{T=T_{max}=2}$.

The second observable in class `T_AngMomMethod` is `Obs.TGp` which is considered here with parameter $\Gamma' = \Gamma$ (Γ is a true value of the B meson width) and with T_{max} as the upper lifetime limit. The results from listing tables of observable `Obs.TGp` are shown here in Tabl. 3 and 4 and in listing of section "Test Run Input and Output".

It is better to use observables $\hat{b}_i^{(exp)}(0, T_{max})$ to extract the initial observables (2) and (6) (compare the statistical errors in Tabl. 2 and 4).

Extraction of combinations $\cos\delta_{1,2}\sin\phi_c^{(s)}$ is shown in Tabl. 5.

Table 4: Determination of values (2) and (6) by using the observables $\hat{b}_i^{(exp)}(\Gamma, T_{max})$ for 300 000 $B_s^0 \rightarrow J/\psi\phi$ events with the "main setting" (see section 5) of physics parameters

Parameter	Input value	Extracted value	Stat.error
$A_{ }^2/A_0^2$	0.556	0.5409	0.010
A_{\perp}^2/A_0^2	0.296	0.3038	0.0066
$ A_0(0) ^2$	0.54	0.5421	0.0030
$ A_{ } ^2$	0.30	0.2932	0.0045
$ A_{\perp} ^2$	0.16	0.1647	0.0034
$\cos(\delta_2 - \delta_1)$	-1	-1,019	0.020
$\cos\delta_1\sin\phi_c^{(s)}$	0.04	0.138	0.073
$\cos\delta_2\sin\phi_c^{(s)}$	-0.04	-0.029	0.081

Table 5: Determination of values depended on weak phase by using the observables $\hat{b}_i^{(exp)}(\Gamma, T_{max})$ extracted from Monte Carlo data for two values of $\phi_c^{(s)} = 0.4$ and 0.04. The events sample has been generated for the case of "main setting" for physics parameters

Parameter	Input value	100 000 events	200 000 events	400 000 events
$\cos\delta_1\sin\phi_c^{(s)}$	0.04	0.24 ± 0.14	0.13 ± 0.09	0.12 ± 0.07
$\cos\delta_2\sin\phi_c^{(s)}$	-0.04	-0.05 ± 0.15	0.10 ± 0.11	-0.03 ± 0.07
$\cos\delta_1\sin\phi_c^{(s)}$	0.389	0.49 ± 0.16	0.44 ± 0.11	0.35 ± 0.08
$\cos\delta_2\sin\phi_c^{(s)}$	-0.389	-0.29 ± 0.16	-0.31 ± 0.12	-0.41 ± 0.09

10 Class T_Physics: physics values

For observables $\hat{b}_i(\Gamma', T)$ we have the following formulae [1]:

$$\begin{aligned}
\hat{b}_1(\Gamma', T) &= |A_0(0)|^2 \hat{G}_L(\Gamma', T) / \tilde{L}(T_{max}), \\
\hat{b}_2(\Gamma', T) &= |A_{||}(0)|^2 \hat{G}_L(\Gamma', T) / \tilde{L}(T_{max}), \\
\hat{b}_3(\Gamma', T) &= |A_{\perp}(0)|^2 \hat{G}_H(\Gamma', T) / \tilde{L}(T_{max}), \\
\hat{b}_4(\Gamma', T) &= |A_{||}(0)| |A_{\perp}(0)| \hat{Z}(\Gamma', T) \cos \delta_1 \sin \phi_c^{(s)} / \tilde{L}(T_{max}), \\
\hat{b}_5(\Gamma', T) &= |A_0(0)| |A_{||}(0)| \hat{G}_L(\Gamma', T) \cos(\delta_2 - \delta_1) / \tilde{L}(T_{max}), \\
\hat{b}_6(\Gamma', T) &= |A_0(0)| |A_{\perp}(0)| \hat{Z}(\Gamma', T) \cos \delta_2 \sin \phi_c^{(s)} / \tilde{L}(T_{max}), \tag{8}
\end{aligned}$$

where $\tilde{L}(T_{max})$ is a normalization factor, which has the form:

$$\tilde{L}(T_{max}) = (|A_0(0)|^2 + |A_{||}(0)|^2) \hat{G}_L(0, T_{max}) + |A_{\perp}(0)|^2 \hat{G}_H(0, T_{max}), \tag{9}$$

From expresions (8) one can see that $\hat{b}_1(\Gamma', T) + \hat{b}_2(\Gamma', T) + \hat{b}_3(\Gamma', T) = 1$.

In the general case with sizable weak phase $\phi_c^{(s)}$ to extract the physics values we can use the following equations:

$$\frac{\hat{b}_{1,2,5}^{(exp)}(\Gamma', T)}{\hat{b}_{1,2,5}^{(exp)}(\Gamma'', T_0)} = \mu_L(\Delta\Gamma_L, \Delta\Gamma_H, \cos \phi_c^{(s)}; [\Gamma', T], [\Gamma'', T_0]); \tag{10}$$

$$\frac{\hat{b}_3^{(exp)}(\Gamma', T)}{\hat{b}_3^{(exp)}(\Gamma'', T_0)} = \mu_H(\Delta\Gamma_L, \Delta\Gamma_H, \cos \phi_c^{(s)}; [\Gamma', T], [\Gamma'', T_0]) \tag{11}$$

$$\frac{\hat{b}_{4,6}^{(exp)}(\Gamma', T)}{\hat{b}_{4,6}^{(exp)}(\Gamma'', T_0)} = \rho(\Delta\Gamma_L, \Delta\Gamma_H; [\Gamma', T], [\Gamma'', T_0]), \tag{12}$$

where

$$\mu_{L/H} \equiv \frac{\hat{G}_{L/H}(\Delta\Gamma_L, \Delta\Gamma_H, \cos \phi_c^{(s)}; [\Gamma', T])}{\hat{G}_{L/H}(\Delta\Gamma_L, \Delta\Gamma_H, \cos \phi_c^{(s)}; [\Gamma'', T_0])}, \tag{13}$$

$$\rho \equiv \frac{\hat{Z}(\Delta\Gamma_L, \Delta\Gamma_H; [\Gamma', T])}{\hat{Z}(\Delta\Gamma_L, \Delta\Gamma_H; [\Gamma'', T_0])}, \tag{14}$$

Therefore, to extract tree parameters $\Delta\Gamma_L$, $\Delta\Gamma_H$ and $\cos \phi_c^{(s)}$ we need the experimental values of the time-integrated observables $\hat{b}_i^{(exp)}$ only.

In case of small values $\hat{b}_{4,6}^{(exp)}$ we have a small $\sin\phi_c^{(s)} \cos\delta_{1,2}$, but it does not mean the small weak phase $\phi_c^{(s)}$ as it is predicted by the Standard Model. The opposite case of the sizable observables $\hat{b}_{4,6}^{(exp)}$ will directly show the signal of the beyond Standard Model physics. In the last case we can extract $\Delta\Gamma_L$ and $\Delta\Gamma_H$ from the two equations (12). If we use Γ' as the true value of the B meson width (found from other sources), then we will have a single unknown value $\Delta\Gamma_L = \Delta\Gamma_H \equiv \Delta\Gamma$. Simplification of the system of equations (10)- (12) in case of the Standard Model will be considered below.

After extraction of $\Delta\Gamma_L$, $\Delta\Gamma_H$ and $\cos\phi_c^{(s)}$ we can calculate the values $\hat{\gamma}$ (3) and $\hat{\beta}$ (7). The values $\hat{\gamma}$ and $\hat{\beta}$ are calculated in class **T_Physics** and used in the method **FinalObserv_TimeIntObs** of the class **T_TimeIntObs** to calculate the final observables (2) and (6). It is the first goal of the class **T_Physics**.

The second goal of the class **T_Physics** is to calculate exact theoretical values of the observables (8) to compare them with the approximate values obtained by (1) in the class **T_TimeIntObs**.

For these purposes the class **T_Physics** collects all the physics values including transversity amplitudes with its errors and three user parameters Γ' , T and T_{max} .

In the main method **Init** of the class **T_Physics** one can see the scenario to calculate of the physics values described above. The list of the input parameters of the method **Init** includes 8 physics parameters: **delta1** and **delta2** (strong CP-conserving phase $\delta_{1,2}$), **TotalPhaseWeak** (weak CP-violating phase $\phi_c^{(s)}$), **nA0_02**, **nA0_P2**, **nA0_T2** (initial transversity amplitudes squared $|A_0(0)|^2$, $|A_{||}(0)|^2$ and $|A_{\perp}(0)|^2 = 1 - |A_0(0)|^2 - |A_{||}(0)|^2$), **Gp** and **Gm** (widths of light and heavy B meson states Γ_L and Γ_H), their errors, and 3 user defined parameters: **TimeUP** (upper time limit T), **TimeMAX** (maximal time T_{max}) and **Gprime** (Γ') to use them for calculation by formulae (8). Data member **oEk_hat** ($k = \overline{0,5}$) of the class **T_Physics** are the observables (8) in case of Γ' defined by user while **oEk_tilde** ($k = \overline{0,5}$) are the observables (8) in case of $\Gamma' = 0$.

11 Class T_StandardModel_DG : extraction of Γ and $\Delta\Gamma$ in case of the Standard Model

The name of the class T_StandardModel_DG means that it includes the extraction of Γ and $\Delta\Gamma$ in case of the Standard Model expectation for the weak phase: $\phi_c^{(s)} \approx 0$. In this case we may not use the small values of the observables $\hat{b}_{4,6}^{(exp)}$ and, according to (4) and (7), we have: $\mu_L = \mu_L(\Delta\Gamma_L; [\Gamma', T], [\Gamma'', T_0])$, $\mu_H = \mu_H(\Delta\Gamma_H; [\Gamma', T], [\Gamma'', T_0])$. It means that extraction of $\Delta\Gamma_L$ and $\Delta\Gamma_H$ can be performed by numerical solving of the separate equations.

Three cases numbered as KK = 1,2,3 (see method mu_DG_Equa_Solut) are realized in the class T_StandardModel_DG: KK = 1 in case of $\Gamma' \neq 0$, $\Gamma'' = 0$, $T_0 = T$ (used in data member SM_DG_TGp_TG0 of the class T_AngMomMethod), KK = 2 in case of $\Gamma' = \Gamma'' = 0$, $T_0 \neq T$ (used in data member SM_DG_TG0_T0G0), and KK = 3 in case of $\Gamma' = \Gamma'' \neq 0$, $T_0 \neq T$ (used in SM_DG_TGp_T0Gp). Only the case KK = 1 is presented in listing which is shown in the section "Test Run Input and Output". In each case we have 3 equations (10) to determine $\Delta\Gamma_L$ (names DGL_0, DGL_1 and DGL_4 in output listing) and one equation (11) for $\Delta\Gamma_H$ (with name DGH_2 in output listing).

Combining three values $\Delta\Gamma_L$ from (10) with one value $\Delta\Gamma_H$ from (11), we have three value $\Delta\Gamma = 0.5(\Delta\Gamma_L + \Delta\Gamma_H)$ (names DG_0, DG_1 and DG_4 in listing of section "Test Run Input and Output") and three value $\Gamma = \Gamma' - 0.25(\Delta\Gamma_L - \Delta\Gamma_H)$ (names G_0, G_1 and G_4 in listing) corresponding to combinations of indices [1,3], [2,3] and [5,3] of observables.

Three cases KK=1,2,3 of extraction of Γ and $\Delta\Gamma$ are presented as three tables in listing.

The results of the first method of extraction of Γ and $\Delta\Gamma$ (KK=1) weakly depend on user defined Γ' value (see Tabl. 6 obtained by SM_DG_TGp_TG0). Due to weak dependences of the result on Γ' we fix this parameter in the following tables as $\Gamma' = \Gamma$.

Table 6: Determination of values Γ and $\Delta\Gamma$ by using the object `SM_DG.TGp-TG0` (`KK = 1`) for 300 000 $B_s^0 \rightarrow J/\psi\phi$ events with the "main setting" of physics parameters. Combinations of indices [1,3] [2,3] [5,3] are explained in section 11

Parameter	Γ'	Input	[1,3]	[2,3]	[5,3]
$\Gamma, [\text{mm}/c]^{-1}$	2.278	2.278	2.228 ± 0.015	2.268 ± 0.020	2.231 ± 0.020
$\Delta\Gamma, [\text{mm}/c]^{-1}$	2.278	-0.456	-0.506 ± 0.030	-0.587 ± 0.040	-0.512 ± 0.040
$\Gamma, [\text{mm}/c]^{-1}$	2.392	2.278	2.227 ± 0.015	2.268 ± 0.020	2.230 ± 0.020
$\Delta\Gamma, [\text{mm}/c]^{-1}$	2.392	-0.456	-0.508 ± 0.030	-0.591 ± 0.040	-0.515 ± 0.041
$\Gamma, [\text{mm}/c]^{-1}$	2.164	2.278	2.229 ± 0.015	2.268 ± 0.019	2.232 ± 0.020
$\Delta\Gamma, [\text{mm}/c]^{-1}$	2.164	-0.456	-0.504 ± 0.029	-0.582 ± 0.039	-0.509 ± 0.039

The results of the second method of extraction of Γ and $\Delta\Gamma$ (`KK = 2`) depend on the user defined time up limits T and T_0 (see Tabl. 7 obtained by `SM_DG.TG0-TOG0`). The best choice is $T_0 = 0.5 \text{ mm}/c$ in case of maximal $T = T_{max} = 2 \text{ mm}/c$.

The results of the third method of extraction of Γ and $\Delta\Gamma$ (`KK = 3`) depend on time upper limits T and T_0 defined by the user (see Tabl. 8 obtained by `SM_DG.TGp-TOGp`). The best choice is $T_0 = 0.25 \text{ mm}/c$ in case of maximal $T = T_{max} = 2 \text{ mm}/c$. The last method of extraction of Γ and $\Delta\Gamma$ is better among all the considered methods.

To avoid the superfluous information, the user needs to set `DEBUG = false` and `bShortINF = true`. In this case the listing consists of two parts for two methods of treatment by using the "set A" and "set B" weighting functions [1] (in section "Test Run Input and Output" you can see the listing with the case of "set B" only). The "set B" weighting functions are the linear combinations of six angular functions which define the amplitude of the process while the "set A" weighting functions are not expressed linearly via the angular functions. This is the main reason why the statistical errors for observables in case of "set B" is about 2 times smaller than for

Table 7: Determination of values Γ and $\Delta\Gamma$ by using the object `SM_DG_TG0_TOG0` (KK = 2) for 300 000 $B_s^0 \rightarrow J/\psi\phi$ events with the "main setting" of physics parameters. Combinations of indices [1,3] [2,3] [5,3] are explained in section 11

Parameter	$T_0; T,$ $\frac{\text{mm}}{c}$	Input $[\frac{\text{mm}}{c}]^{-1}$	[1,3] $[\frac{\text{mm}}{c}]^{-1}$	[2,3] $[\frac{\text{mm}}{c}]^{-1}$	[5,3] $[\frac{\text{mm}}{c}]^{-1}$
Γ	1; 2	2.278	2.246 ± 0.017	2.281 ± 0.022	2.255 ± 0.022
$\Delta\Gamma$	1; 2	-0.456	-0.478 ± 0.033	-0.549 ± 0.043	-0.498 ± 0.043
Γ	0.5; 2	2.278	2.242 ± 0.015	2.272 ± 0.019	2.243 ± 0.019
$\Delta\Gamma$	0.5; 2	-0.456	-0.485 ± 0.029	-0.544 ± 0.038	-0.487 ± 0.039
Γ	0.25; 2	2.278	2.240 ± 0.021	2.249 ± 0.025	2.242 ± 0.025
$\Delta\Gamma$	0.25; 2	-0.456	-0.509 ± 0.042	-0.527 ± 0.049	-0.512 ± 0.050
Γ	0.125; 2	2.278	2.257 ± 0.028	2.236 ± 0.032	2.210 ± 0.033
$\Delta\Gamma$	0.125; 2	-0.456	-0.477 ± 0.056	-0.434 ± 0.065	-0.383 ± 0.066

Table 8: Determination of values Γ and $\Delta\Gamma$ by using the object `SM_DG_TGp_T0Gp` (KK = 3) for 300 000 $B_s^0 \rightarrow J/\psi\phi$ events with the "main setting" of physics parameters. Combinations of indices [1,3] [2,3] [5,3] are explained in section 11

Parameter	$T_0; T,$ $\frac{\text{mm}}{c}$	Input $[\frac{\text{mm}}{c}]^{-1}$	[1,3] $[\frac{\text{mm}}{c}]^{-1}$	[2,3] $[\frac{\text{mm}}{c}]^{-1}$	[5,3] $[\frac{\text{mm}}{c}]^{-1}$
Γ	1; 2	2.278	2.225 ± 0.019	2.279 ± 0.026	2.238 ± 0.026
$\Delta\Gamma$	1; 2	-0.456	-0.514 ± 0.039	-0.622 ± 0.053	-0.541 ± 0.053
Γ	0.5; 2	2.278	2.228 ± 0.015	2.268 ± 0.020	2.231 ± 0.020
$\Delta\Gamma$	0.5; 2	-0.456	-0.506 ± 0.030	-0.587 ± 0.040	-0.512 ± 0.040
Γ	0.25; 2	2.278	2.231 ± 0.014	2.263 ± 0.018	2.237 ± 0.018
$\Delta\Gamma$	0.25; 2	-0.456	-0.508 ± 0.029	-0.573 ± 0.036	-0.520 ± 0.037
Γ	0.125; 2	2.278	2.238 ± 0.016	2.256 ± 0.019	2.222 ± 0.020
$\Delta\Gamma$	0.125; 2	-0.456	-0.496 ± 0.032	-0.532 ± 0.039	-0.465 ± 0.039

the "set A". In previous sections we have described the results for "set B" only.

In previous sections we have used three keys for tuning the program **BtoVVana**: Γ' , T and T_0 . To improve solving the equations for $\Delta\Gamma_{L,H}$, the user can change limits of arguments in the method `mu_DG_Equa_Solut` (class `T_StandardModel_DG`) which solves the equations.

12 Conclusion

Extraction of physics information in decays $B_s^0 \rightarrow J/\psi\phi$ and $B_d^0 \rightarrow J/\psi K^*$ by using the angular moments method with time dependent and time-integrated observables, has a number of attractive features, which are demonstrated by package **BtoVVana**:

- it is an unbinned method;
- it uses full time informative contents of time-dependent decays;
- it uses full available statistics;
- it gives stable results in case of small statistics;
- it allows one to separate the extraction of physics values;
- it allows one to use different scenarios in case of the signals beyond Standard Model, or in case when it is justified;
- it is a flexible tool because it has a different ways to tune the extraction of observables (for example, to tune solving the equations) in the process of the real data treatment;
- and it is a visual method (see, for example, the Fig.4 in [1] for dependences of $\hat{b}_{1,2}$ on $\Delta\Gamma$).

The detailed tests have been performed for the package **BtoVVana** by means of a precise generator **SIMUB**. The tests have checked mutually the both programs **SIMUB** and **BtoVVana** with high precision.

The complex `BtoVVana` - `SIMUB` can be used to test other methods of extraction of physics information from decays $B_s^0 \rightarrow J/\psi\phi$ and $B_d^0 \rightarrow J/\psi K^*$.

The program `BtoVVana` has clear structure and can be used as template to include new methods of treatments.

Acknowledgements

This work is dedicated to memory of A.A.Belkov who was the initiator of this work.

References

- [1] A. Belkov and S. Shulga, Comp.Phys.Com. 156 (2004) 221-240; A. Belkov and S. Shulga, Part. Nucl. Lett., 2[117] (2003) 12, hep-ph/0301105; see also <http://cmsdoc.cern.ch/~shulga/SIMUB/SIMUB.html>.
- [2] V.M.Abazov e.a. FERMILAB-Pub-04/225-E, hep-ex/0409043 v3 (10 Dec 2004); K.Yip, in Proceedings of 39th Rencontres de Moriond on QCD and High-Energy Hadronic Interactions, La Thuile, Italy, 28 Mar - 4 Apr 2004, hep-ex/0405024.
- [3] Proceedings of the Workshop "The CKM matrix and the unitary triangle", 13-16 February, 2002, Chapt.3. Editors: M.Battaglia, A.J.Buras, P.Gambino and A.Stocchi, CERN-2003-002-corr, 10 October 2003, hep-ph/0304132.
- [4] K. Abe e.a. BELLE-CONF-0438/ICHEP04 8-0864.
- [5] Proceedings of the Workshop on Standard Model Physics (and more) at the LHC. Sect."B decays". Editors: G.Altarelli, M.L.Mangano, CERN 2000-004, 9 May 2000.
- [6] A.S. Dighe, I. Dunietz and R. Fleischer, Eur. Phys. J. C6 (1999) 647.
- [7] R. Brun and F. Rademakers, Nucl. Instrum. Meth. A389 (1997) 81; see also <http://root.cern.ch/>.

Test Run Input and Output

User defined parameters are defined in section 4 and placed in main program:

```
TR00T root("Program BtoVVana"," xxx ");

int main(int argc, char **argv) {

    TApplication *theApp= new TApplication("App", &argc, argv);

    cout<<" ***** main() Start ***** "<<endl;

    //===== user set, Files with events and parameters =====

    const Int_t NFiles = 10; const Char_t *cFile[NFiles];

    cFile[ 0] = "$DAT1/10000ev_B0sJPsiPhi_1.root";
    cFile[ 1] = "$DAT1/10000ev_B0sJPsiPhi_2.root";

    ...

    cFile[ 9] = "$DAT1/10000ev_B0sJPsiPhi_10.root";

    Int_t KF_Code          =531;  // 531 -> B0s,Bbar0s, 511 -> B0d,Bbar0d

    Bool_t DEBUG           =false;// switch for extended listing

    Bool_t bShortINF       =true;

    Int_t  Mode_Loop       =2;    // 2: DGamma measurement; 3: angle distributions

    Double_t Time_UP_mmDc=2.,Time_maximal_mmDc=2.,Time_Zero_mmDc=0.5;//mm/c

    Double_t GammaS_mmDcm1;

    if    (KF_Code ==531) GammaS_mmDcm1 = 2.278;

    else if(KF_Code==511) GammaS_mmDcm1 = 2.27844;// Gd = 2.12326;

    else out_exit("main: check KF_Code or set GammaS_mmDcm1. STOP.");

    Bool_t  bRealData      = false;

    Double_t ErrFactor=0.2,Reso_CosThetap=0.022,Reso_CosThetaKp=0.0076,

    Reso_Chi=0.04,Reso_t=0.03; // [Reso_t] = mm/c

    Int_t  NEVENTS = 100000;

    Bool_t bSIMPLE_HISTOGR = false;

    //===== end user setting. =====

    T_Physics *Phys = new T_Physics();

    Phys->Init(Time_UP_mmDc, Time_maximal_mmDc, 0., ErrFactor*0.,
```

```

3.14, ErrFactor*3.14, 0., ErrFactor*0., 0.33, ErrFactor*0.33,
0.33, ErrFactor*0.33, 0.33, ErrFactor*0.33,
true, GammaS_mmDcm1*Phys->mmDcm1_To_GeV,
GammaS_mmDcm1*Phys->mmDcm1_To_GeV*1.2, // GL
ErrFactor*GammaS_mmDcm1*Phys->mmDcm1_To_GeV*1.2, // GL err
GammaS_mmDcm1*Phys->mmDcm1_To_GeV*0.8, // GH
ErrFactor*GammaS_mmDcm1*Phys->mmDcm1_To_GeV*0.8, // GH err
Reso_CosThetap, Reso_CosThetaKp, Reso_Chi, Reso_t);
if(Mode_Loop==2){
    T_Accum_Measure *AM = new T_Accum_Measure(DEBUG, bShortINF,
        KF_Code, NFiles, cFile, Mode_Loop,
        Time_UP_mmDc, Time_maximal_mmDc, Time_Zero_mmDc,
        GammaS_mmDcm1, bRealData, Phys);
    AM->Loop(NEVENTS, bSIMPLE_HISTOGR);
}
else if(Mode_Loop==3){
    T_run_Read *SRAM=new T_run_Read(KF_Code,NFiles,cFile,Mode_Loop,DEBUG);
    SRAM->Loop(NEVENTS, bSIMPLE_HISTOGR, 0);
}
if(Mode_Loop==3) theApp->Run();
cout<<" ***** main() End ***** "<<endl;
}

```

The output listing in short format has the form:

```

***** main() Start *****
--- ctor T_Accum_Measure ---
weight func [set B]
--- ctor T_TimeIntObs: ---
Gamma^prime = 4.49511e-13 GeV = 2.278 [mm/c]^-1
T_imeUP_mmDc = 1.01355e+13 GeV^-1 = 2 mm/c
T_imeMAX_mmDc= 1.01355e+13 GeV^-1 = 2 mm/c

```

[initial condition for other three kind of observables is placed here]

Inform from T_TimeIntObs::Parameter_SIMUB in case of bSIMUB_Test:

Gamma_B0s = 4.49598e-13 GeV = 2.27844 [mm/c]⁻¹

DG = -8.99197e-14 GeV = -0.455689 [mm/c]⁻¹

Gp(GL) = 4.94558e-13 GeV = 2.50629 [mm/c]⁻¹

Gm(GH) = 4.04638e-13 GeV = 2.0506 [mm/c]⁻¹

0.5*(Gm+Gp) = 4.49598e-13 GeV = 2.27844 [mm/c]⁻¹

(Gm-Gp) = -8.99197e-14 GeV = -0.455689 [mm/c]⁻¹

DG/G = -0.2

RESOLUTION: dcTb1, dcTa1, dChi, dt = 4e-05, 4e-05, 0.000125664, 4e-05

BEGIN: T_Accum_Measure::Average_Measure_OutResult

*** [set B] *** T_Accum_Measure::Average_Measure_OutResult

NEVENT = 100000 TimeUP = 2 mm/c, GammaS = 2.278 [mm/c]⁻¹

----- BEGIN TGp -2prime- BEGIN ---

o0= 2.1242+/-0.024(1.1%)+/-0.0000(0%)= 2.1169 = oE0

o1= 1.0584+/-0.033(3.1%)+/-0.0000(0%)= 1.1760 = oE1

o2= 1.0787+/-0.035(3.2%)+/-0.0000(0%)= 0.9889 = oE2

o3=-0.0165+/-0.031(188.3%)+/-0.0000(0%)= 0.0099 = oE3

o4=-1.5242+/-0.049(3.2%)+/-0.0000(0%)=-1.5778 = oE4

o5= 0.0469+/-0.047(99.8%)+/-0.0000(0%)=-0.0133 = oE5

From T_Reco_CumObs::Out_Result_CumObs***

cVal	Theor	MC	er_MC(erV/V%)	er_st_cor(e/eV%)	er_phys(e/eV%)
A_02/A_P2	1.8000	2.0070	0.072(3.6%)	0.072(3.6%)	0.00 (0.0%)
A_P2/A_02	0.5556	0.4983	0.018(3.6%)	0.018(3.6%)	0.00 (0.0%)
A_T2/A_02	0.2963	0.3221	0.26 (79.5%)	0.012(3.6%)	0.26 (99.9%)
A02	0.5400	0.5493	0.077(14.1%)	0.005(0.9%)	0.077(99.8%)
AP2	0.3000	0.2737	0.039(14.3%)	0.008(2.9%)	0.039(97.9%)
AT2	0.1600	0.1769	0.12 (65.5%)	0.006(3.4%)	0.12 (99.9%)

```

cos(d2-d1) -1.0000 -1.0166 0.036( 3.6%) 0.036( 3.6%) 0.00 ( 0.0%)
cos(d1)*sin(phi) 0.0400 -0.0672 0.14 (201.4%) 0.13 (188.3%) 0.048( 35.5%)
cos(d2)*sin(phi)-0.0400 0.1350 0.17 (122.7%) 0.13 ( 99.8%) 0.096( 58.2%)
----- END TGp -2prime- END -----

[... output for other three observables is placed here]
SM_DG_TGp_TG0 from T_AngMomMethod::Out_Result_TimeIntObs# BEGIN
-----

cVal Val_TheorC Val_MC+/-erVal_MC(erV/V%)+/- er_sys(e/eV%)
DGL_0 -0.4566 -0.4493+/- 0.0388( 8.6%)+/- 0.0000 (0%)
DGL_1 -0.4566 -0.8170+/- 0.1113( 13.6%)+/- 0.0000 (0%)
DGH_2 -0.4548 -0.6876+/- 0.0912( 13.3%)+/- -0.0000 (0%)
DGL_4 -0.4566 -0.5358+/- 0.1068( 19.9%)+/- 0.0000 (0%)
DG_0 -0.4557 -0.5685+/- 0.0496( 8.7%)+/- 0.0000 (0%)
DG_1 -0.4557 -0.7523+/- 0.0720( 9.6%)+/- 0.0000 (0%)
DG_4 -0.4557 -0.6117+/- 0.0703( 11.5%)+/- 0.0000 (0%)
G_0 2.2784 2.2184+/- 0.0248( 1.1%)+/- 0.0000 (0%)
G_1 2.2784 2.3103+/- 0.0360( 1.6%)+/- 0.0000 (0%)
G_4 2.2784 2.2401+/- 0.0351( 1.6%)+/- 0.0000 (0%)
DG_0/G_0 -0.2000 -0.2563+/- 0.0225( 8.8%)+/- -0.0000 (0%)
DG_1/G_1 -0.2000 -0.3256+/- 0.0316( 9.7%)+/- -0.0000 (0%)
DG_4/G_4 -0.2000 -0.2731+/- 0.0317( 11.6%)+/- -0.0000 (0%)
-----

[... output for other two types of DG extraction is placed here]
END *** T_Accum_Measure::Average_Measure_OutResult() END ***
##### T_run_Read::Loop End T_run_Read::Loop(). #####

***** main() End *****

```

Figure captions

Figure 1. Structure of the package `BtoVVana`. Inserted squares mean derived classes. Diamond inside the class means the data members of the classes shown by arrow.

Figure 2. Definition of physical angles to describe decays $B_s^0(t), \overline{B}_s^0(t) \rightarrow J/\psi(\rightarrow l^+l^-)\phi(\rightarrow K^+K^-)$ in the helicity frame [1].

Figure 3. Angular distributions obtained by means of class `T_run.Read` for 100 000 events with $B_s^0 \rightarrow J/\psi(\rightarrow l^+l^-)\phi(\rightarrow K^+K^-)$ decays ("main" setting of physics parameters, see section 5).

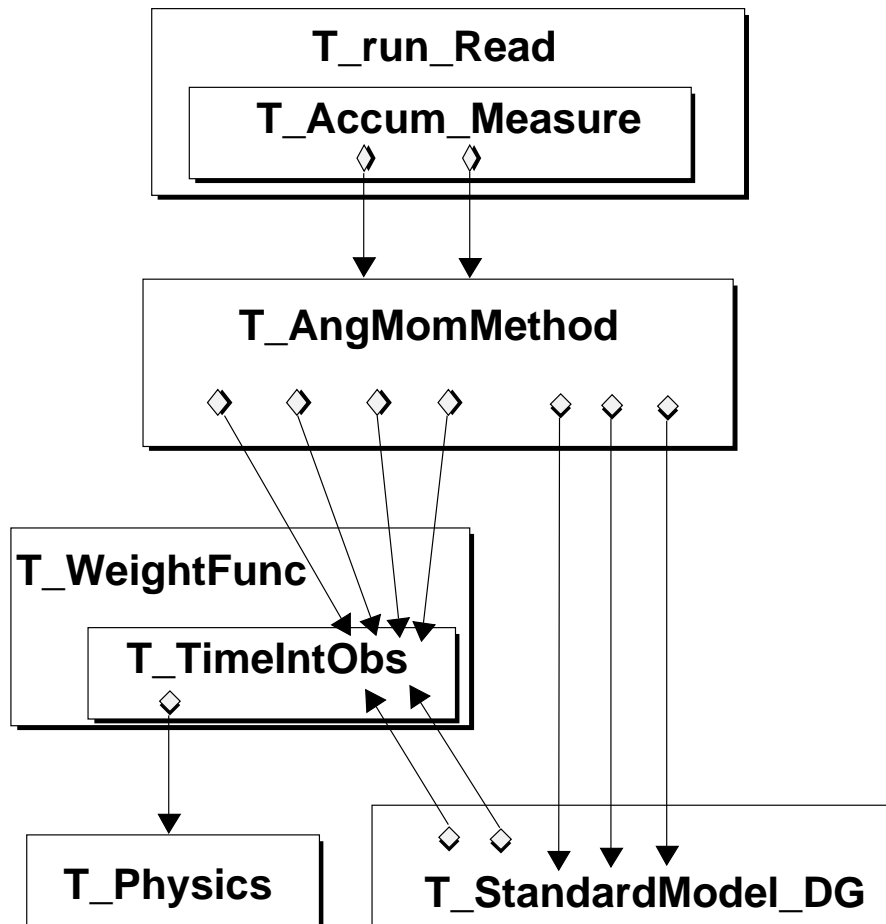


Figure 1

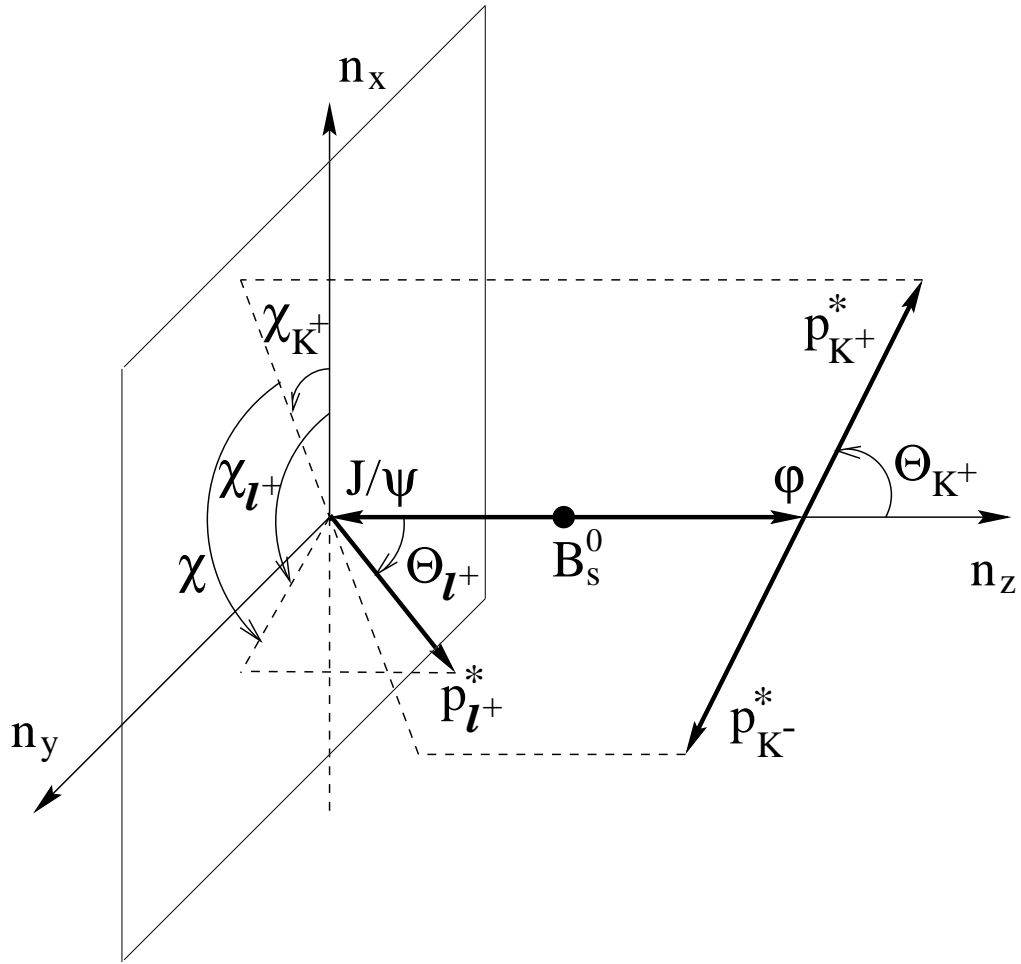


Figure 2

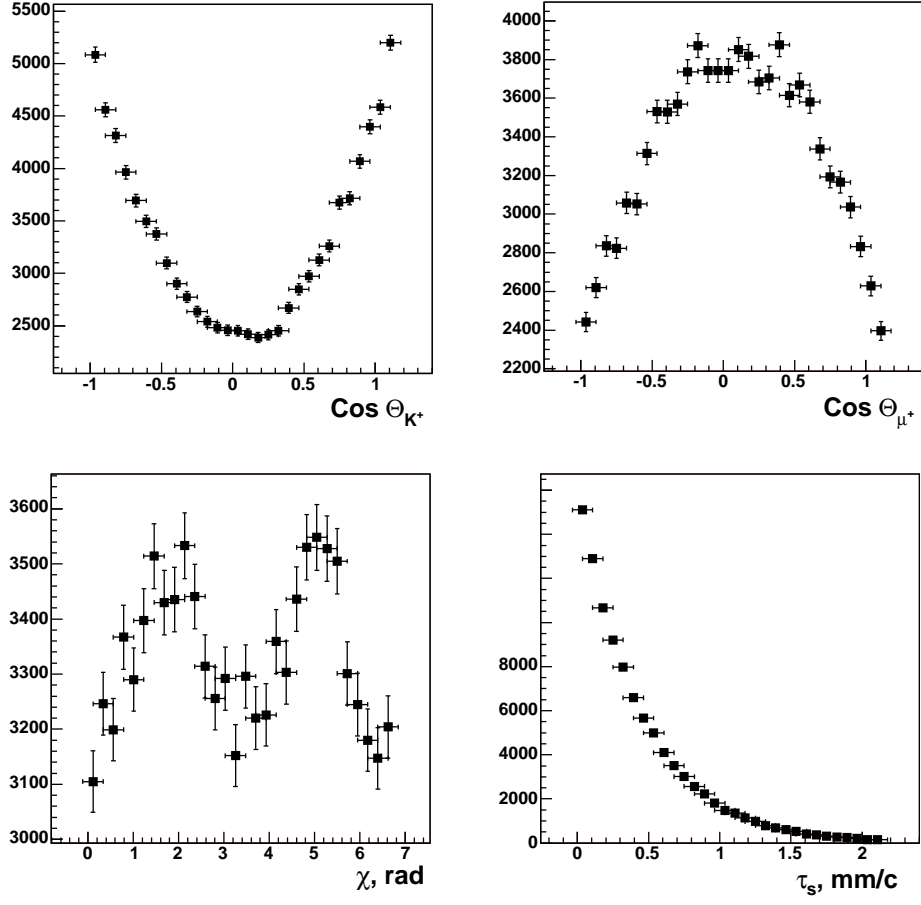


Figure 3