

$\pi\pi$ scattering, pion form factors and chiral perturbation theory

Gilberto Colangelo

*Institut für Theoretische Physik der Universität Bern
Sidlerstr. 5 3012 Bern Switzerland*

Abstract. I discuss recent progress in our understanding of the $\pi\pi$ scattering amplitude at low energy thanks to the combined use of chiral perturbation theory and dispersion relations. I also comment on the criticism raised by Peláez and Ynduráin on this work.

1. INTRODUCTION

In the previous conference of this series I was invited to present results [1] concerning the experimental determination of the $\bar{q}q$ condensate in the SU(2) chiral limit [2], based on an analysis of the Brookhaven E865 data [3] on the low-energy $\pi\pi$ phase shift as extracted from K_{e4} decays. These experimental results and their analysis closed a long-standing discussion about the size of this order parameter of chiral symmetry breaking in QCD (cf. [4] and references therein): the scenario in which the SU(2) $\bar{q}q$ condensate is unexpectedly small, or even vanishing, though interesting, is now experimentally excluded. Only the dependence of this condensate on the number of massless flavours still remains an open issue (cf. [5] and references therein). In the yet earlier conference [6], within a general discussion of recent progress in chiral perturbation theory (CHPT), I had already presented our predictions for the two S -wave scattering lengths [7].

This work on $\pi\pi$ scattering has a few features which are worth stressing:

- the precision reached (at the level of a few percent) is quite unusual for hadronic physics;
- this precision concerns a prediction – experiments have not yet reached the same level of accuracy (“theory is ahead of experiment” as Heiri Leutwyler puts it [8]);
- despite a rather heavy machinery which is necessary to obtain this prediction, the latter does follow from QCD, and indeed the experimental tests tell us something about QCD, as the conclusion about the size of the $\bar{q}q$ condensate shows.

The precision obtained in our theoretical understanding of the $\pi\pi$ scattering amplitude at low energy is not only important *per se*, but has also important consequences for a number of other processes. In almost every low energy hadronic process the interaction among pions plays an important role, and being able to treat this accurately may lead to relevant improvements. An example of this is the anomalous magnetic moment of the muon, where one can make good use of the accurate knowledge of the $\pi\pi$ P -wave phase shift [9].

An essential role in this improved understanding of the $\pi\pi$ scattering amplitude at low energy has been played by the combined use of CHPT and dispersion relations. In CHPT, even after a two-loop calculation of the $\pi\pi$ scattering amplitude, one finds out that only close to the center of the Mandelstam triangle the series converges rather fast, whereas at threshold the convergence is surprisingly slow: a direct evaluation of the scattering lengths in CHPT would not have reached the same precision level [10]. On the other hand a purely dispersive analysis of $\pi\pi$ scattering, as performed in the seventies (for a review of this early work cf. [11]) using Roy equations [12] did not lead to precise predictions either, because of lack of information on the subtraction constants. If one uses CHPT to pin down the latter, the scheme becomes predictive and accurate. In our work we first had to redo the Roy equation analysis [13] and then matched the dispersive representation to the chiral one [14].

Some of the input used in the Roy equation analysis in [13] has been criticised by Peláez and Ynduráin [15], and doubts have been cast on the level of precision reached in our analysis. This criticism has been immediately answered [16]. Also, the more recent objections raised in [17] on the dispersive determination of the scalar radius discussed in [14] were shown to be unfounded [18].

In the present edition of the conference a session has been devoted to a discussion of these issues. In this contribution I will present my view on these issues and on the ongoing discussion – of course, the current view of Peláez and Ynduráin can also be found in these proceedings [19]. Rather than concentrating on the reply to the criticism raised by Peláez and Ynduráin, which is rather technical and can anyway be found in the original papers [16, 18], I will review the work we did on the $\pi\pi$ scattering amplitude and discuss its importance also in view of future experimental tests, as well as tests and comparisons with lattice calculations. I will also briefly discuss the criticism and our reply, but I wish to stress right away that the points raised in [15] have all been answered in [16], and that the claimed violation of a “robust lower bound” [17] in our calculation of the scalar radius has been shown to be a non-issue because this lower bound does not exist [18]. The discussion on these issues is closed. In a more recent paper [20] Peláez and Ynduráin claim that our representation for the $\pi\pi$ scattering amplitude fails to satisfy some dispersion relations. We have not yet evaluated these, and I can therefore not comment on this claimed failure. Moreover, in their contribution to these proceedings they criticize our choice of one of the input parameters in our Roy analysis, the value of the S -wave isoscalar phase shift at 0.8 GeV – I will comment on this point below.

2. $\pi\pi$ SCATTERING: ROY EQUATIONS AND CHPT

In SU(2) CHPT the expansion parameter is \hat{m}/M_ρ and one expects higher order corrections to be of the order of a few percents. There are many known examples in which this naive expectation is violated and corrections are substantially larger. A well known example is the $\pi\pi$ S -wave isoscalar scattering length which has been first evaluated by Weinberg [21] to leading order in the chiral expansion. Numerically this gives $a_0^0(\text{LO}) = 0.16$, but the next-to-leading order corrections, first calculated by Gasser and

Leutwyler [22] shift this value by about 25%, $a_0^0(\text{NLO}) = 0.20$. The next-to-next-to-leading order corrections have also been evaluated [10] and have been found to be not yet negligible, shifting the value by another 10% up to $a_0^0(\text{NNLO}) = 0.22$. The error estimate for this quantity is not trivial: first of all one has to determine a number of low-energy constants (LEC) which appear in the chiral expansion of this quantity and estimate the corresponding error. Second, one has to estimate the size of yet higher order corrections. At first sight going below the 10% level for the total error appears to be difficult. The reason for the large size of the higher order corrections for this quantity, however, is well understood and is due to the strong interaction of the pions in the $I = 0$ S wave: the perturbative expansion for these unitarity corrections converges slowly. In a dispersive framework, on the other hand, these unitarity corrections can be treated exactly.

If one combines the dispersive and the chiral approaches one can make a quantum jump in accuracy: the dispersive treatment can be used to evaluate the unitarity corrections which are problematic in the chiral expansion, and CHPT can be used to fix the subtraction constants which represent the only true degrees of freedom in the dispersive treatment at low energy. The crucial point is that if one chooses the subtraction constants properly, the chiral expansion for these does indeed follow the naive expectations about the size of the higher order corrections. Moreover, in the low energy region, the dispersive treatment does lead to very precise results.

I will now illustrate in some more detail this program and first discuss the Roy equations and their numerical solution and then the matching to the chiral representation and the numerical prediction for the scattering lengths.

2.1. Roy equations

In 1971 Roy [12] showed that using crossing one can write a set of dispersion relations for the $\pi\pi$ scattering amplitude which involve only physical region singularities. When projected onto partial waves these equations take the form of an infinite set of integral equations in which the real part of any partial wave is given by an integral over the imaginary parts of all partial waves in the physical region. At low energy (say below 1 GeV) the S and P waves dominate, and it suffices to consider the equations only for these lowest partial waves. For example, the Roy equation for the S , $I = 0$ wave reads as follows

$$\begin{aligned} \text{Re } t_0^0(s) = & k_0^0(s) + \int_{4M_\pi^2}^{E_0^2} ds' K_{00}^{00}(s, s') \text{Im } t_0^0(s') + \int_{4M_\pi^2}^{E_0^2} ds' K_{01}^{01}(s, s') \text{Im } t_1^1(s') \\ & + \int_{4M_\pi^2}^{E_0^2} ds' K_{00}^{02}(s, s') \text{Im } t_0^2(s') + f_0^0(s) + d_0^0(s) , \end{aligned} \quad (1)$$

where k_0^0 is the contribution of the subtraction polynomial, f_0^0 the contribution from the intermediate energy region and d_0^0 the so-called driving term containing both the

contribution from the high-energy region as well as that from the higher partial waves:

$$\begin{aligned}
k_0^0(s) &= a_0^0 + \frac{s - 4M_\pi^2}{12M_\pi^2} (2a_0^0 - 5a_0^2) \\
f_0^0(s) &= \sum_{l'=0}^2 \sum_{\ell'=0}^1 \int_{E_0^2}^{E_1^2} ds' K_{0\ell'}^{0l'}(s, s') \text{Im} t_{\ell'}^{l'}(s') \\
d_0^0(s) &= \text{all the rest} .
\end{aligned} \tag{2}$$

The two energies $E_{0,1}$ were chosen in [13] to be $E_0 = 0.8$ GeV and $E_1 = 2$ GeV. With this choice of E_0 the solution has been shown to be unique [23]. The f_0^0 term is evaluated using the imaginary parts $\text{Im} t_\ell^l$ measured in $\pi N \rightarrow \pi \pi N$ experiments, whereas the driving terms are evaluated using experimental information on the lowest lying resonances in D and higher partial waves, and Regge representations for the high-energy $\pi\pi$ scattering amplitude. The kernels $K_{ll'}^{\ell\ell'}(s, s')$ are all known explicitly [13].

The upshot of the analysis in [13] is that if the input above E_0 is given, the solution of the equations below E_0 is uniquely fixed by the two scattering lengths a_0^0 and a_0^2 . Actually only one of the two is a true free parameter if the solution has to be physical, i.e. if it has no cusps at E_0 . Since the input above E_0 is not known with infinite accuracy, this correlation among the two input parameters is not a line, but gets broadened into a band known as the Universal Band. A similar correlation among the two scattering lengths is also given by the Olsson sum rule [24].

2.2. Matching the chiral and the dispersive representation

In the early literature on Roy equations the subtraction constants were taken as free parameters – in the region below the matching point E_0 these were the main sources of uncertainty and it was difficult to turn the Roy equation machinery into a predictive scheme. The best use one could make of Roy equation solutions was to analyze data in the low-energy region, like those from K_{e4} decays, in order to *determine* the scattering lengths – in much the same way as the E865 collaboration [3] has used our Roy equation solutions [13]. The point of view has changed drastically once it has become clear that CHPT can provide rather accurate predictions for the scattering lengths [22].

As mentioned above, however, the scattering lengths are not the quantities that CHPT can most accurately predict. Since the choice of the subtraction point is arbitrary, one can exploit this freedom and subtract below threshold, close to the center of the Mandelstam triangle, in order to be far from the singularities that make the chiral series converge slowly. By doing so one can optimize the accuracy of the whole scheme as is well illustrated by the following breakdown of a_0^0 into various contributions:

$$a_0^0 = \frac{7M_\pi^2}{32\pi F_\pi^2} C_0 + M_\pi^4 \alpha_0 + O(M_\pi^8) \tag{3}$$

where

$$C_0 = 1 + \frac{M_\pi^2}{3} \langle r^2 \rangle_s - \frac{5M_\pi^2}{224\pi^2 F_\pi^2} \left\{ \bar{\ell}_3 - \frac{563}{525} \right\} + O(M_\pi^4) \tag{4}$$

(here given only at next-to-leading order, for simplicity) is the part of the scattering length which only depends on the quark masses, whereas α_0 is the part which is due to the momentum dependent part of the amplitude, here evaluated at threshold. The

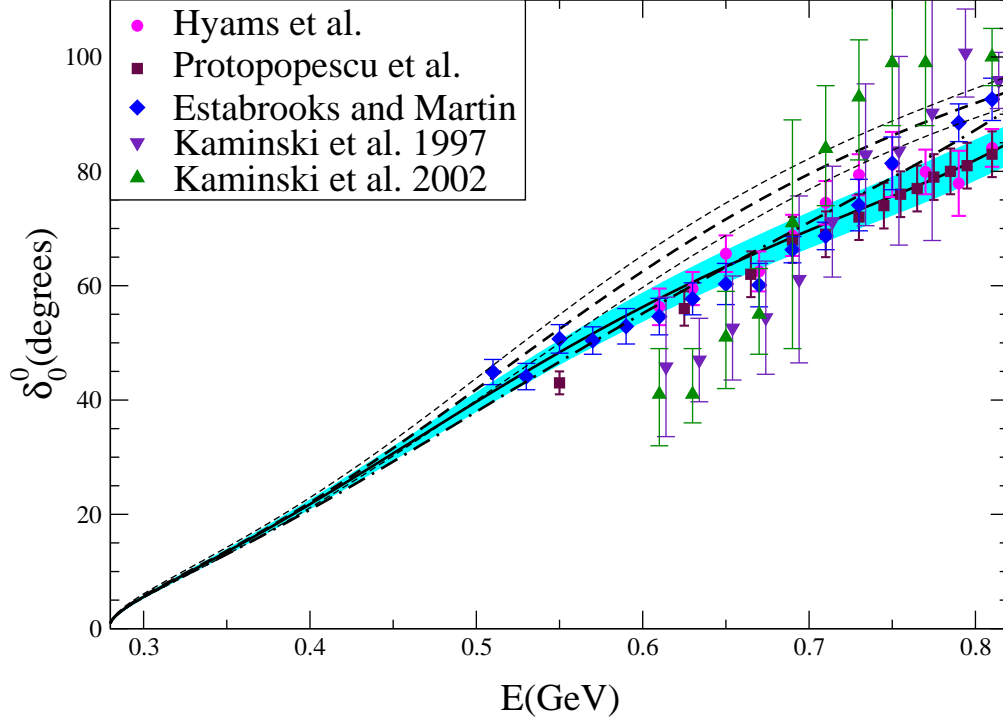


FIGURE 1. Phase shift for the $I = 0$ S wave. The shaded band is the result of the analysis in [14] and the solid line is the Roy equation solution obtained with the input above 1.4 GeV proposed in [15]. The dashed curve and the corresponding uncertainty band are the “tentative alternate solution” proposed in [15]. The dotdashed curve is the Roy solution fit to the Kaminski et al. 1997 [25] data obtained in [26]. The other data sets shown are from Refs. [27, 28, 29]

constant C_0 is to be chosen as subtraction constant in the dispersive treatment, because for this the chiral expansion converges fast: the numerical evaluation at the two-loop level gives

$$C_0 = 1.096 \pm 0.021 \quad (5)$$

amounting to a 10% shift evaluated with 20% of relative uncertainty. This correction shifts a_0^0 from 0.16 to 0.17. The bulk of the correction, however, comes from the momentum dependent part of the amplitude, the α_0 term which can be accurately evaluated through a dispersive integral. The final result for both S -wave scattering lengths reads

$$a_0^0 = 0.220 \pm 0.005 \quad a_0^2 = -0.0444 \pm 0.0010 , \quad (6)$$

with an accuracy at the level of a few percent for both. Notice that the situation is completely different for a_0^2 : here the tree level result is -0.0454 and the momentum-dependent part of the correction is not particularly large. As is well known the $\pi\pi$ interaction in the $I = 2$ channel is weak.

If one uses the dispersive representation for the $\pi\pi$ scattering amplitude, this high level of accuracy obtained for the scattering lengths is reflected in the whole energy re-




FIGURE 2. Accuracy improvement in the evaluation of various threshold parameters due to the use of CHPT for the subtraction constants.

gion below E_0 : having fixed the scattering lengths all other sources of noise generate remarkably little uncertainty as illustrated for the case of the S_0 wave in Fig. 1. Notice that the band is a prediction which relies on experimental input only at 0.8 GeV and above – it is *not* a fit to any of the data sets shown in the same plot. The plot contains various data sets as well as the “tentative alternate solution” proposed by Peláez and Ynduráin in [15] and the Roy solution fit of Kaminski et al. [26]. These will be commented upon in the next section. That CHPT is mostly responsible for the improvement in the accuracy in the Roy treatment is well illustrated in Fig. 2, where the values for a number of threshold parameters obtained from Roy equation analyses as reported in the compilation of data [30] are given in arbitrary units chosen such that all errors are normalized to the same size. The errors obtained after matching the dispersive and the chiral representation are about an order of magnitude smaller.

3. THE CRITICISM OF PELÁEZ AND YNDURÁIN

In [15] Peláez and Ynduráin have criticized our work [13, 14] and made the following claims: that the input used in the Roy equation analysis above 1.4 GeV was incorrect and that as a consequence the solutions we obtained below 0.8 GeV were also incorrect. The claim about the incorrectness of the input has two aspects: between 1.4 GeV and 2 GeV we used experimental information and they claim that this is unreliable – above 2 GeV, where we relied on a Regge representation, they claimed that the one we used is not orthodox because it does not respect factorization. According to the latter property, the residues of the Regge poles which appear in the $\pi\pi$ scattering amplitude must be given by the square of the residue for πN divided by the NN residue. As explicitly stated in [13] the Regge representation we used served the purpose of giving us a fair account of the contributions to the dispersive integrals from the regions between 2 and 3 GeV – the contributions from yet higher energies are negligible because the Roy equations are

twice subtracted. In fact even the contributions from the region above 1.4 GeV are rather small and play a minor role in the Roy equations. For this reason we have not made our own analysis of this part of the input and took what was available in the literature.

The observation that contributions from above 1.4 GeV do not matter much for the Roy solutions below 0.8 GeV appears to be in contradiction with the second claim made by Peláez and Ynduráin, namely that the solutions we obtained were “spurious” because of the incorrect input used. It is important to stress here that Peláez and Ynduráin made this claim without supporting it with a calculation, but only with indirect arguments. I will come back to these indirect arguments later but I first must say that the Roy equation solutions for the input proposed by Peláez and Ynduráin as the correct one have been calculated in [16]. The outcome is the solid line in Fig. 1 and is indistinguishable from the solution obtained with the input originally used in [13]. The calculation shows that the second claim of Peláez and Ynduráin is wrong.

This takes us back to the indirect arguments they had used to support their claim. They gave three arguments:

1. a mismatch in the Olsson sum rule;
2. a discrepancy among two different determinations of the P -wave effective range;
3. a discrepancy among two different evaluations of the D and F wave threshold parameters.

In [16] we have discussed in detail all these indirect arguments and shown that either the discrepancy is not there (as in the case of the P wave effective range) or that the conclusion that the discrepancy can be cured by changing the Roy solution below 0.8 GeV is incorrect. The interested reader is referred to [16] for a detailed discussion of all these points.

As explicitly stated also in [16], a better input than the Regge representation that we have used in [13] is certainly possible and can be obtained with a thorough analysis of all the available information (like high-energy total cross section data, sum rules etc.) [31]. In this perspective, also the data on total $\pi\pi$ cross sections which Peláez and Ynduráin have pointed out [19] are useful information which has to be taken into account – the representation used in [13] does not describe these very well and can be improved. It is however a fact that the influence of improvements in the high-energy input on the scattering lengths and the whole low-energy scattering amplitude will be negligible. Such improvements may be of interest in applications which rely on the $\pi\pi$ scattering amplitude close to 1 GeV, like the dispersive representation of hadronic contributions to a_μ which relies on the P wave phase shifts [9].

3.1. The input phase $\delta_0^0(0.8\text{GeV})$

In the most recent papers Peláez and Ynduráin have moved on to discuss other points and to raise further criticism to our analysis. In particular they have criticized our value and error for $\delta_0^0(E_0)$ which, as discussed at length in [13], is one of the most important input parameters in the Roy analysis. In this paper we had observed that if one looks at the data on this particular wave it is difficult to draw any conclusion

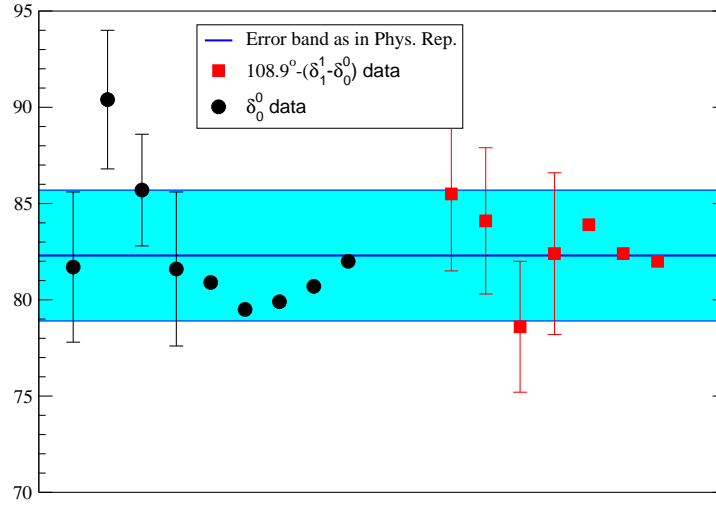


FIGURE 3. Graphical representation of the data on $\delta_0^0(0.8\text{GeV})$ as given in Table 2, p. 226 of Ref. [13]: on the left-hand side of the plot the plain data for $\delta_0^0(0.8\text{GeV})$ are shown. On the right-hand side those for the difference $\delta_0^0(0.8\text{GeV}) - \delta_1^1(0.8\text{GeV})$ shifted by 108.9° , the value of the P wave phase shift as extracted from form factor data.

because different data sets (in fact different analyses of the same $\pi N \rightarrow \pi\pi N$ scattering data) are mutually incompatible. The situation improves dramatically if one looks at the difference $\delta_1^1(E_0) - \delta_0^0(E_0)$, for which different data sets give a coherent picture. The fact that the δ_1^1 phase is now known much better thanks to the data on the vector form factor then leads to a rather good determination of $\delta_0^0(E_0)$ which we estimated to be $82.3^\circ \pm 3.4^\circ$. This is illustrated in Fig. 3 which compares the direct determinations of $\delta_0^0(E_0)$ to those that exploit the phase difference. In their recent discussions Peláez and Ynduráin have given particular emphasis to the recent analyses by Kaminski et al. [25]. This is indeed important new work on $\pi\pi$ scattering because it analyzes a large body of polarized $\pi N \rightarrow \pi\pi N$ data, which are certainly very interesting and useful. The data of these two analyses are shown in Fig. 1: around 0.8 GeV these data are substantially higher than those of Hyams et al. or Protopopescu et al. and our band. In that region the “tentative alternate solution” proposed by Peláez and Ynduráin in [15] is in better agreement with them. Below 0.7 GeV, however, the Kaminski et al. data become lower than the other data sets and also lower than the two bands shown: even the “tentative alternate solution” is now in flat disagreement with these data. The problem is seen also in a recent paper by Kaminski et al. [26] where they solve Roy equations and fit the data with the solutions: the overall fit is not particularly good precisely because this peculiar shape of the data in this energy region (low between 0.6 and 0.7 GeV, rising steeply at 0.7 GeV and then high until 0.8 GeV) cannot be followed by Roy equation solutions. This best fit to their data is shown in Fig. 1 as dotted curve, and is evidently a trade-off between the high and the low data. This curve lies almost everywhere inside our Roy solution band and has $\delta_0^0(0.8\text{GeV}) = 87^\circ$, about 1.5σ higher than the range we had used as input.

This most recent analysis does not clarify the experimental situation concerning the

S_0 wave. Since no information is provided on the phase difference $\delta_1^1 - \delta_0^0$ we could not make use of these data when we fixed the input for the Roy equations. Moreover the results of the Roy equation analysis of Kaminski et al. [26] we just discussed show that there is no reason to modify our central value for $\delta_0^0(0.8\text{GeV})$ or to stretch its error.

3.2. Scalar radius

Another point on which criticism has been raised against our analysis concerns the scalar radius $\langle r^2 \rangle_s$ which appears in the chiral expansion of both S -wave scattering lengths, cf. Eq. (4). The input value we used [14]:

$$\langle r^2 \rangle_s = 0.61 \pm 0.04 \text{fm}^2 \quad (7)$$

had been determined through a dispersive analysis of the scalar form factor, following [32] after updating the $\pi\pi$ phase shifts which are used as input. Ynduráin has recently claimed that the outcome of this calculation violates a “robust lower bound” he derives [17]. The same bound is violated also by other calculations of the same quantity. One of them, performed by Moussallam [33], makes a thorough analysis of the different phenomenological inputs available in the literature and comes to a conclusion which is in perfect agreement with Eq. (7): the values he finds for the radius lie between 0.58 and 0.65 fm².

This apparent puzzle has been recently clarified in [18]: the “robust lower bound” does not exist because its derivation relies on an untenable assumption, namely that the phase of the scalar form factor in the region above 1.1 GeV must be close to the S_0 phase shift. The correct conclusion is that above 1.1 GeV where the elasticity is again close to one, the difference between the phase of the scalar form factor and the phase shift has to be close to a multiple of π : the various available calculations all agree that this difference is close to π rather than to zero. Also this criticism is unjustified.

4. OUTLOOK

The predictions for the S wave $\pi\pi$ scattering lengths (6) discussed here are of unusual precision in hadronic physics. They are derived under the assumption that the quark condensate is the leading order parameter of the spontaneous symmetry breaking in QCD. Experimental tests have confirmed this hypothesis and have put the standard picture of the QCD vacuum on a solid experimental basis. The predictions are however still more precise than the experimental measurements of the same quantities, and there is still room for a more stringent test of QCD at low energy. Experiments aiming at performing these tests are currently underway: the DIRAC experiment at CERN [34] is measuring the lifetime of pionic atoms which is proportional to the square of the difference of the two scattering lengths and plans to reach a 5% precision in the measurement of this difference. The NA48II experiment [35] will gather twice the statistics of K_{e4} decays of the E865 experiment, thus reaching an improvement of a factor $\sqrt{3}$ in the final uncertainty. The phase shift difference measured in these decays

is mostly sensitive to a_0^0 . The prospects for precision low-energy hadronic physics are at the moment particularly good. We look forward to the experimental results.

ACKNOWLEDGMENTS

It is a pleasure to thank the organizers for the invitation and the perfect organization of the conference in a wonderful environment. I also thank B. Ananthanarayan, I. Caprini, J. Gasser and H. Leutwyler for the longstanding and very pleasant collaboration on the topics discussed here and for useful comments and suggestions on the manuscript.

REFERENCES

1. G. Colangelo, *Proc. of the 5th International Conference on Quark Confinement and the Hadron Spectrum, Gargnano, Italy, 10-14 Sep 2002*
2. G. Colangelo, J. Gasser and H. Leutwyler, *Phys. Rev. Lett.* **86** (2001) 5008 [arXiv:hep-ph/0103063].
3. S. Pislak *et al.*, *Phys. Rev. D* **67** (2003) 072004 [arXiv:hep-ex/0301040].
4. S. Descotes-Genon, N. H. Fuchs, L. Girlanda and J. Stern, *Eur. Phys. J. C* **24** (2002) 469 [arXiv:hep-ph/0112088].
5. S. Descotes-Genon, L. Girlanda and J. Stern, *Eur. Phys. J. C* **27** (2003) 115 [arXiv:hep-ph/0207337].
6. G. Colangelo, arXiv:hep-ph/0011025.
7. G. Colangelo, J. Gasser and H. Leutwyler, *Phys. Lett. B* **488** (2000) 261 [arXiv:hep-ph/0007112].
8. H. Leutwyler, *AIP Conf. Proc.* **670** (2003) 45 [arXiv:hep-ph/0212323].
9. G. Colangelo, arXiv:hep-ph/0312017.
10. M. Knecht, B. Moussallam, J. Stern and N. H. Fuchs, *Nucl. Phys. B* **457** (1995) 513 [arXiv:hep-ph/9507319], and *Nucl. Phys. B* **471** (1996) 445 [arXiv:hep-ph/9512404].
J. Bijnens, G. Colangelo, G. Ecker, J. Gasser and M. E. Sainio, *Phys. Lett. B* **374** (1996) 210 [arXiv:hep-ph/9511397], and *Nucl. Phys. B* **508** (1997) 263 [Err.-ibid. **B 517** (1998) 639] [arXiv:hep-ph/9707291].
11. M. R. Pennington, *Annals Phys.* **92** (1975) 164.
12. S. M. Roy, *Phys. Lett. B* **36** (1971) 353.
13. B. Ananthanarayan, G. Colangelo, J. Gasser and H. Leutwyler, *Phys. Rept.* **353** (2001) 207 [arXiv:hep-ph/0005297].
14. G. Colangelo, J. Gasser and H. Leutwyler, *Nucl. Phys. B* **603** (2001) 125 [arXiv:hep-ph/0103088].
15. J. R. Pelaez and F. J. Yndurain, *Phys. Rev. D* **68** (2003) 074005 [arXiv:hep-ph/0304067].
16. I. Caprini, G. Colangelo, J. Gasser and H. Leutwyler, *Phys. Rev. D* **68** (2003) 074006 [arXiv:hep-ph/0306122].
17. F. J. Yndurain, *Phys. Lett. B* **578** (2004) 99 [Err.-ibid. **B 586** (2004) 439] [arXiv:hep-ph/0309039].
18. B. Ananthanarayan *et al.* *Phys. Lett. B* **602** (2004) 218 [arXiv:hep-ph/0409222].
19. J. R. Pelaez and F. J. Yndurain arXiv:hep-ph/0411334.
20. J. R. Pelaez and F. J. Yndurain arXiv:hep-ph/0412320, these proceedings.
21. S. Weinberg *Phys. Rev. Lett.* **17** (1966) 616.
22. J. Gasser and H. Leutwyler, *Phys. Lett. B* **125** (1983) 325, and *Annals Phys.* **158** (1984) 142.
23. J. Gasser and G. Wanders, *Eur. Phys. J. C* **10** (1999) 159 [arXiv:hep-ph/9903443].
24. M. G. Olsson, *Phys. Lett. B* **410** (1997) 311 [hep-ph/9703247].
25. R. Kaminski, L. Lesniak and K. Rybicki, *Z. Phys. C* **74** (1997) 79 [arXiv:hep-ph/9606362], *Eur. Phys. J. directC* **4** (2002) 4 [arXiv:hep-ph/0109268].
26. R. Kaminski, L. Lesniak and B. Loiseau, *Phys. Lett. B* **551** (2003) 241 [arXiv:hep-ph/0210334].
27. B. Hyams *et al.*, *Nucl. Phys.* **B64** (1973) 134.
28. S. D. Protopopescu *et al.*, *Phys. Rev.* **D7** (1973) 1279.
29. P. Estabrooks and A. D. Martin, *Nucl. Phys.* **B79** (1974) 301.
30. M. M. Nagels *et al.*, *Nucl. Phys. B* **147** (1979) 189.

31. I. Caprini, G. Colangelo and H. Leutwyler, work in progress.
32. J. F. Donoghue, J. Gasser and H. Leutwyler, Nucl. Phys. B **343** (1990) 341.
33. B. Moussallam, Eur. Phys. J. C **14** (2000) 111 [arXiv:hep-ph/9909292].
34. Preliminary results can be found at <http://dirac.web.cern.ch/DIRAC/>.
35. See: http://na48.web.cern.ch/NA48/NA48-2/NA48_2.html