

The Dynamical Mixing of Light and Pseudoscalar Fields

Sudeep Das^a, Pankaj Jain^b, John P. Ralston^c and Rajib Saha^b

^aDepartment of Astrophysical Sciences
Princeton University
New Jersey 08544, USA

^bPhysics Department, IIT, Kanpur - 208016, India

^cDepartment of Physics & Astronomy
University of Kansas
Lawrence, KS-66045, USA

November 12, 2018

Abstract

We solve the general problem of mixing of electromagnetic and scalar or pseudoscalar fields coupled by axion-type interactions $\mathcal{L}_{int} = g_\phi \phi \epsilon_{\mu\nu\alpha\beta} F^{\mu\nu} F^{\alpha\beta}$. The problem depends on several dimensionful scales, including the magnitude and direction of background magnetic field, the pseudoscalar mass, plasma frequency, propagation frequency, wave number, and finally the pseudoscalar coupling. We apply the results to the first consistent calculations of the mixing of light propagating in a background magnetic field of varying direction, which shows a great variety of fascinating resonant and polarization effects.

For about 20 years the mixing of light and pseudoscalar fields in propagation has been studied with fascination [1]-[7]. The subject generated renewed attention in the context of cosmological observables that can probe exceedingly small couplings [8, 9, 10, 11]. One recent approach proposes that the dimming of supernova light might be explained by transition of light into unobserved pseudoscalar, or

“axion,” modes [12], although this effect might be limited by observations of radio galaxies [13]. It has also been pointed out that pseudoscalar field can generate magnetic fields due to their coupling with photons [14]. Polarization observables are even more sensitive than intensity: for coupling constants many orders of magnitude too small to cause dimming, the cumulative evolution of phase shifts can generate phenomena clearly violating the Maxwell equations in plasmas[15]. Several laboratory experiments have also sought the spontaneous resonant conversion of dark matter axions to photons, and explored the possibilities of conversion in lab-made magnetic fields.

There is a well-established theoretical technology of mixing light with a background magnetic field transverse to propagation. Yet despite long study, we know of no complete solution to the mixing problem depending on every possible variable. And there is no wonder, as there are many dimensionful scales, including the magnitude and direction of background magnetic field, the pseudoscalar mass, plasma frequency, propagation frequency, wave number, and finally the pseudoscalar coupling. By approaching the problem with new methods here, we will be able to survey various limits used in the literature and also present a convincing resolution of the dynamics in a slowly varying background field of arbitrary direction.

The basic Lagrangian assumes a pseudoscalar¹ field ϕ coupled to the electromagnetic field strength $F_{\mu\nu}$ by the action

$$S = \int d^4x \sqrt{-g} \left[-\frac{1}{4} F_{\mu\nu} F^{\mu\nu} + \sqrt{g} g_\phi \phi \epsilon_{\mu\nu\alpha\beta} F^{\mu\nu} F^{\alpha\beta} \right. \quad (1)$$

$$\left. + j_\mu A^\mu + \frac{1}{2} \partial_\mu \phi \partial_\mu \phi - \frac{1}{2} m_\phi^2 \phi^2 - V(\phi) \right]. \quad (2)$$

We include a coupling to a current j_μ for completeness. For the purposes of linear propagation the potential $V(\phi)$ can be ignored as a small perturbation, and the metric g replaced by a given background form. Certain non-local plasma effects, described by the plasma frequency, Faraday rotation, etc., may also need to be incorporated.

By translational symmetry, certain eigenmodes will evolve like $e^{ik_i z}$ in propagation over a distance z , where k_i are wave numbers to be determined. This is simple and obvious. Yet one might claim the opposite that k should be fixed, while frequency ω remains to be determined, as so common in quantum mechanics and neutrino oscillations. Indeed some literature solves for ω eigenvalues without

¹We may let ϕ also be a scalar field given parity violation.

discussion. Physics is local, and by Huygen's principle, i.e. the use of causal Green functions, a source with known time dependence $e^{-i\omega t}$ must over distance develop its own wave numbers k_i to propagate on-shell. There are no boundary conditions of fixed k from which to calculate frequency, so it is not negotiable that k_i are to be solved, just as in careful work on neutrino oscillations [16, 17]. We also give extra attention to maintaining gauge invariance, which we have not seen before. The physics turns out to be surprisingly intricate.

We apply the revised propagation equations to the interesting problem of light traveling in a background magnetic field of varying direction. For the parameter values of axion masses, magnetic fields and couplings commonly assumed, the magnitude of new changes is often non-negligible. This fact aside, the results themselves are fascinating, and full of remarkable complexity and structure, somewhat like a generalized version of the resonant propagation of neutrinos. We think this is very interesting: The possible existence of axions can be probed in polarization observables for parameters ranges far smaller than will cause a dimming of light by direct conversion. Although axion-related dimming is given some credence it is usually assumed there are no exotic polarization effects to be observed. We find that the *absence* of exotic polarization effects would be able to rule out the light-dimming hypothesis. Confrontation with data on polarization, of course, needs a detailed study of many potential backgrounds to any signal, and would go beyond the scope of this paper. Our main task is simply to get the propagation equations resolved once and for all.

1 Gauge Invariant Methods

1.1 Equations for E and ϕ

To eliminate difficulties of gauge invariance we first obtain the non-covariant form of the Maxwell equations with no approximations [18]:

$$\nabla \cdot \vec{E} = g_\phi \nabla \phi \cdot (\vec{\mathcal{B}} + \vec{B}) + \rho; \quad (3)$$

$$\nabla \times \vec{E} + \frac{\partial(\vec{\mathcal{B}} + \vec{B})}{\partial t} = 0; \quad (4)$$

$$\nabla \times \vec{B} - \frac{\partial \vec{E}}{\partial t} = g_\phi \left(\vec{E} \times \nabla \phi - (\vec{\mathcal{B}} + \vec{B}) \frac{\partial \phi}{\partial t} \right) + \vec{j}; \quad (5)$$

$$\nabla \cdot (\vec{\mathcal{B}} + \vec{B}) = 0. \quad (6)$$

Here $\mathcal{B}_i + B_i = \frac{1}{2}\epsilon_{ijk}F^{jk}$ and $E_i = F^{0i}$ are the usual magnetic and electric fields. Here $\vec{\mathcal{B}}$ and \vec{B} represent the magnetic field due to the background and due to the electromagnetic wave respectively.

In anticipation we note that the revised ‘‘Gauss’s Law’’ Eq. 3 couples the longitudinal electric field to $\vec{\nabla}\phi$. This creates a qualitative change compared to light in free space, where the longitudinal mode does not normally propagate. If ϕ propagates we now have a propagating longitudinal light field. If there is a plasma, then the ordinary Gauss’s Law becomes $\vec{\nabla} \cdot \epsilon \vec{E} = \rho_{free}$, where ϵ is the dielectric constant (or ‘‘permittivity’’). Since $\epsilon = \epsilon(\omega)$ is not local in the time domain, we will incorporate it below in the Fourier-transformed equations.

The pseudoscalar field’s equation of motion is

$$\frac{\partial^2 \phi}{\partial t^2} - \nabla^2 \phi + m_\phi^2 \phi = -g_\phi \vec{E} \cdot (\vec{\mathcal{B}} + \vec{B}) \quad (7)$$

Gauge invariance is explicit, and one can check current conservation directly,

$$\vec{\nabla} \cdot \vec{j} + \frac{\partial \rho}{\partial t} = 0.$$

Assume $\vec{\mathcal{B}}$ solves the zeroth order Maxwell equations with no ϕ background. The linearized equations for $\vec{E}/c \ll \vec{\mathcal{B}}$, $\vec{B} \ll \vec{\mathcal{B}}$ are

$$\nabla \cdot \vec{E} = g_\phi \nabla \phi \cdot \vec{\mathcal{B}} + \rho; \quad (8)$$

$$\nabla \times \vec{E} + \frac{\partial \vec{B}}{\partial t} = 0; \quad (9)$$

$$\nabla \times \vec{B} - \frac{\partial \vec{E}}{\partial t} = -g_\phi \vec{\mathcal{B}} \frac{\partial \phi}{\partial t} + \vec{j}; \quad (10)$$

$$\nabla \cdot \vec{B} = 0. \quad (11)$$

Proceed to get a wave equation for \vec{E} by taking the curl of Faraday’s Law,

$$\vec{\nabla} \times \vec{\nabla} \times \vec{E} = -\vec{\nabla}^2 \vec{E} + \vec{\nabla} \vec{\nabla} \cdot \vec{E} = -\frac{\partial}{\partial t} \vec{\nabla} \times \vec{B},$$

and substituting Eqs. 3, 5. Replacing $\vec{B} \sim \vec{\mathcal{B}}$ gives

$$-\vec{\nabla}^2 \vec{E} + \frac{\partial^2 \vec{E}}{\partial t^2} = g_\phi \vec{\mathcal{B}} \frac{\partial^2 \phi}{\partial t^2} - g_\phi \vec{\nabla} (\vec{\nabla} \phi \cdot \vec{\mathcal{B}}). \quad (12)$$

In this equation the longitudinal part of \vec{E} mixes with $\vec{\nabla}\phi$. Take the transverse(sub- T) and longitudinal parts (sub- L) of the electric wave equation, for wave number \vec{k} , with $E_L = \hat{k} \cdot \vec{E}$:

$$(k^2 - \omega^2)E_T = -g_\phi \omega^2 \mathcal{B}_T \phi; \quad (13)$$

$$(k^2 - \omega^2)E_L = g_\phi(k^2 - \omega^2)\mathcal{B}_L \phi. \quad (14)$$

There clearly exists no gauge in which the longitudinal electric field decouples from the problem. If we limit the study to $\vec{\nabla}\phi \cdot \vec{\mathcal{B}} = 0$, then Gauss' Law makes \vec{E} transverse. Everything in the literature is perfectly consistent.

1.2 Equations for D and ϕ

Another method is needed when $\vec{k} \cdot \vec{\mathcal{B}} \neq 0$. Many linearized electromagnetic theories can be encompassed by the equations:

$$\vec{\nabla} \cdot \vec{D} = 0; \quad (15)$$

$$\nabla \times \vec{E} + \frac{\partial \vec{B}}{\partial t} = 0; \quad (16)$$

$$\nabla \times \vec{H} - \frac{\partial \vec{D}}{\partial t} = 0; \quad (17)$$

$$\vec{\nabla} \cdot \vec{B} = 0. \quad (18)$$

The purpose of the “archaic” representation via \vec{D} is to have a field which is perfectly transverse. With \vec{D} the transverse wave operator is greatly simplified:

$$\vec{\nabla} \times (\vec{\nabla} \times \vec{D}) \rightarrow -\vec{\nabla}^2 \vec{D}.$$

This effectively reduces the freedoms of the propagating gauge fields from 3 to 2: one would have to use 4-state mixing of 3 \vec{E} components and one ϕ if this were not arranged.

Can we make \vec{D} and \vec{H} serve in Eqs. 8-11, and also include plasma effects? We find Eqs. 15-18 consistent with the definitions:

$$\vec{D} = \epsilon \vec{E} - g_\phi \phi \vec{\mathcal{B}}; \quad (19)$$

$$\vec{H} = \vec{B}. \quad (20)$$

The asymmetry here comes from having a magnetic background. In our work we will assume the contribution to ϵ due to the plasma

frequency ω_p , via

$$\epsilon = \left(1 - \frac{\omega_p^2}{\omega^2}\right).$$

1.3 Decoupling

From Faraday's Law and the \vec{D} equation we have

$$\begin{aligned} \frac{1}{1 - (\omega_p^2/\omega^2)} \vec{\nabla} \times (\vec{D} + g_\phi \vec{\mathcal{B}} \phi) &= -\frac{\partial \vec{B}}{\partial t} = -\frac{\partial \vec{H}}{\partial t}; \\ \vec{\nabla} \times \vec{\nabla} \times (\vec{D} + g_\phi \vec{\mathcal{B}} \phi) &= \left(1 - \frac{\omega_p^2}{\omega^2}\right) \frac{\partial^2 \vec{D}}{\partial t^2}. \end{aligned} \quad (21)$$

Together with the ϕ propagation from Eq. 7, the equations have been simplified as much as generally possible: the coupled system of ϕ , D_x , D_y , D_z have one locally decoupled mode, no longitudinal mode, and are equivalent to two coupled pde's with no approximations other than linearization.

We now drop terms of order $\vec{\nabla} \mathcal{B}/B$ as negligible compared to other length scales, including the splitting of modes, setting up the usual adiabatic limit. We seek local plane wave solutions with $\vec{\nabla} \rightarrow i\vec{k}$. The component of \vec{D} perpendicular to $\vec{\mathcal{B}}$ decouples:

$$(k^2 + \omega_p^2 - \omega^2) \vec{D} \times \hat{\mathcal{B}} = 0. \quad (22)$$

The other transverse projection of the \vec{D} wave equation becomes

$$(k^2 + \omega_p^2 - \omega^2) \vec{D} \cdot \hat{\mathcal{B}}_T + k^2 g_\phi \mathcal{B}_T \phi = 0. \quad (23)$$

Notice that in using \vec{D} the equation of motion, involving the curl of \vec{B} , is not used: in fact it is satisfied as an identity. Conversely, when Faraday's Law is substituted into the \vec{E} wave equation, then Faraday's Law is satisfied as an identity, and the equation of motion is solved (Eq. 12). By subtracting Eq. 23 from the (in principle) independent wave Eq. 12 for \vec{E} at the compatible point, we obtain a nice consistency check.

We turn to the coupled system:

$$(k^2 + \omega_p^2 - \omega^2) \vec{D} \cdot \hat{\mathcal{B}}_T + k^2 g_\phi \mathcal{B}_T \phi = 0; \quad (24)$$

$$\frac{g_\phi \mathcal{B}_T}{1 - \omega_p^2/\omega^2} \vec{D} \cdot \hat{\mathcal{B}}_T + \left(k^2 + m_\phi^2 - \omega^2 + \frac{g_\phi^2 \mathcal{B}^2}{1 - \omega_p^2/\omega^2} \right) \phi = 0. \quad (25)$$

The system can be solved directly for the dispersion relation $k^2 = k^2(\omega)$ by setting to zero the determinant of the corresponding matrix M , defined by

$$M \begin{pmatrix} \vec{D} \cdot \hat{\mathcal{B}}_T \\ \phi \end{pmatrix} = 0 .$$

However the eigenvalues k^2 needed are not on the diagonal. Moreover M is not symmetric, and non-symmetric matrices have eigenvectors which are not orthogonal.

Much the same occurs in optics [19], where the corresponding equations for propagation with a tensor dielectric constant ϵ_{ij} are:

$$\begin{aligned} (k^2 \delta^T(k) \epsilon^{-1} - \omega^2) D &= 0; \\ \delta_{ij}^T(k) &= \delta_{ij} - \hat{k}_i \hat{k}_j. \end{aligned} \tag{26}$$

One seldom finds $\delta^T(k) \epsilon^{-1}$ to be symmetric. Yet since

$$\delta^T(k) D = D,$$

multiplication on the left by $\delta^T(k)$ yields a symmetric eigenvalue equation:

$$(k^2 \delta^T(k) \epsilon^{-1} \delta^T(k) - \omega^2) D = 0. \tag{27}$$

The propagation eigenstates are obtained from the 2×2 matrix $\delta^T(k) \epsilon^{-1} \delta^T(k)$ in the sector transverse to \vec{k} . This is considerably more subtle than (say) diagonalizing ϵ_{ij} first, and simply taking a transverse part.

This indicates that further transformations are needed for a useful solution.

1.4 Orthogonal Modes

First, $\hat{D} \times \hat{\mathcal{B}}$ decouples from ϕ and propagates like ordinary light (including plasma frequency) with wave number $k_0 = \sqrt{\omega^2 - \omega_p^2}$.

We made the rest of the transformation by inspection. Define

$$\begin{aligned} \bar{\phi} &= k_0 \phi; \\ \bar{D} &= \frac{D \cdot \hat{\mathcal{B}} + g \mathcal{B}_T \phi}{\sqrt{1 - (\omega_p^2/\omega^2)}}. \end{aligned} \tag{28}$$

Now the propagation matrix is symmetric and eigenvalue k^2 lies on the diagonal:

$$\begin{pmatrix} k^2 + \omega_p^2 - \omega^2 & g_\phi \mathcal{B}_T \omega \\ g_\phi \mathcal{B}_T \omega & k^2 + \tilde{m}_\phi^2 - \omega^2 \end{pmatrix} \begin{pmatrix} \bar{D} \\ \bar{\phi} \end{pmatrix} \quad (29)$$

with

$$\tilde{m}_\phi^2 = m_\phi^2 + \frac{g_\phi^2 \mathcal{B}_L^2}{1 - (\omega_p^2/\omega^2)} . \quad (30)$$

As a consequence propagation generates unitary rotations of $(\bar{D}, \bar{\phi})$. Go to a new basis

$$|\eta\rangle = O|\psi_\Lambda\rangle; \quad O = \begin{pmatrix} \cos \bar{\theta} & -\sin \bar{\theta} \\ \sin \bar{\theta} & \cos \bar{\theta} \end{pmatrix} . \quad (31)$$

The mixing angle diagonalizing propagation is

$$\tan 2\bar{\theta} = \frac{g_\phi \omega \mathcal{B}_T}{\tilde{m}_\phi^2 - \omega_p^2} . \quad (32)$$

The dispersion relations are

$$k_1^2 = \omega^2 - \frac{1}{2}(\tilde{m}_\phi^2 + \omega_p^2) - \frac{1}{2}\sqrt{\Omega^4}; \quad (33)$$

$$k_2^2 = \omega^2 - \frac{1}{2}(\tilde{m}_\phi^2 + \omega_p^2) + \frac{1}{2}\sqrt{\Omega^4}, \quad (34)$$

where

$$\Omega^4 = 4g_\phi^2 \mathcal{B}_T^2 \omega^2 + (\tilde{m}_\phi^2 - \omega_p^2)^2. \quad (35)$$

By inspection of these results, the eigenvalues and mixing are just the same as solving the $\mathcal{B}_L = 0$ limit and making the replacement $m_\phi^2 \rightarrow \tilde{m}_\phi^2 = m_\phi^2 + g_\phi^2 \mathcal{B}_L^2/[1 - (\omega_p^2/\omega^2)]$.

1.4.1 Plane Wave Simplification

There are circumstances where neglecting $\vec{\nabla}\mathcal{B}/\mathcal{B}$ may be not possible. Then Eq. 21 and Eq. 7 cannot be simplified further. However if the propagation can be reduced to plane wave modes with constant parameters, there is a simple way to understand the modes.

First solve the longitudinal mode using Gauss' Law:

$$\begin{aligned}\vec{k} \cdot \epsilon \vec{E} &= g_\phi (\vec{k} \phi) \cdot \vec{\mathcal{B}}; \\ \epsilon \vec{E}_L &= \hat{k} g_\phi \hat{k} \phi \cdot \vec{\mathcal{B}}.\end{aligned}\tag{36}$$

Here $\hat{k} = \vec{k}/k$ is a non-local operator. Insert the solution where it appears in the propagation of ϕ , Eqn. 7:

$$\begin{aligned}(\omega^2 + k^2 + m_\phi^2)\phi &= -g_\phi \vec{E} \cdot \vec{\mathcal{B}}, \\ &\rightarrow -g_\phi E_T \mathcal{B}_T - \frac{g^2 \mathcal{B}_L^2 \phi}{\epsilon}\end{aligned}\tag{37}$$

Observe that the effects on equations for ϕ are the same as replacing $m_\phi^2 \rightarrow \tilde{m}_\phi^2 = m_\phi^2 + g_\phi^2 \mathcal{B}_L^2 / \epsilon$. Meanwhile the *transverse* projection of the electric equation, Eq. 12, also involves only E_T and ϕ . Since this subsystem has decoupled, they must have modes which are linear combinations of ϕ and E_T : finally we recover the transformation to reveal that $\bar{D} = E_T$ in this limit.

1.4.2 Non-Perturbative Effects, and A New Resonance

The axion mass must be very small, and it often appears safe to take $m_\phi \rightarrow 0, \omega_p \rightarrow 0$ smoothly. This is the assumption of several phenomenological applications. Let us revisit that question in light of the mixing solution Eq. 32, which reduces to

$$\tan 2\bar{\theta} = \frac{\mathcal{B}_T \omega}{g_\phi \mathcal{B}_L^2}, \quad m_\phi = \omega_p = 0.\tag{38}$$

This is a very interesting result: the mixing is *inversely* proportional to the coupling constant, a typical non-perturbative effect.

Can we take Eq. 38 seriously? In current cosmological propagation applications, the order of scales is $\omega_p^2 > m_\phi^2 > g_\phi^2 \mathcal{B}^2$, and Eq. 38 does not apply. However in lab experiments we can control the vacuum to make $\omega_p \sim 0$ to a very high degree.

Restoring the full dependence on all variables, $\tan(2\bar{\theta})$ of Eq. 32 is compared to the traditional formula valid for $\mathcal{B}_L = 0$ in Fig. 1. There is a type of resonance at $\omega = \omega_p$, with width

$$\Delta\omega \sim \omega_p \frac{g_\phi^2 \mathcal{B}_L^2}{2(m_\phi^2 - \omega_p^2)}.$$

Given current values of g_ϕ , the resonance may be too narrow to observe.

The resonant effect is very interesting conceptually. Qualitatively, at resonance it appears that the longitudinal mode of a plasma oscillation becomes very strongly mixed with the pseudoscalar field, depending on the difference of masses. As we mentioned earlier, ϕ mixes with \vec{E}_L : indeed due to the constraint of Gauss’s Law, it is the *same dynamical phenomenon* as the longitudinal field. Let us estimate some magnitudes: when fully mixed, $\bar{\phi} \sim \bar{D}$, or

$$\phi \sim \frac{E_T}{\omega_p}.$$

As mentioned earlier $E_L \sim \frac{g_\phi \phi \mathcal{B}_\mathcal{L}}{\epsilon}$. Together the relations predict

$$\frac{E_L}{E_T} \sim \frac{g_\phi \mathcal{B}_\mathcal{L}}{\epsilon \omega_p} \sim \frac{g_\phi \mathcal{B}_\mathcal{L} \omega_p}{\omega_p^2 - \omega^2}.$$

Thus there is always a frequency for which we may observe the formerly non-interacting pseudoscalar electromagnetically, and as a form of *longitudinally polarized light*: The E_L being observable and affecting instruments just as much as a longitudinal field in a plasma oscillation. Given sufficiently fine measurements the “invisible axion” could in principle be “visible.”

We hope to explore more deeply the potential laboratory repercussions of these phenomenon in another paper. Given that most current interest centers on cosmological propagation, we turn to studying the effects of a varying $\vec{\mathcal{B}}$ field in the next Section.

2 Three Mode Mixing: Varying $\vec{\mathcal{B}}$

We next consider the adiabatic propagation of light through a background magnetic field which varies slowly in direction. This problem has not been solved before. The results are far from trivial, and give substance to many cosmological applications assuming some “fluctuating” magnetic fields with typical coherence lengths. As we will show, the variety of physical phenomena one can observe is very great. In some limits, writing a transition probability and taking a statistical average may suffice, but in other limits the polarization effects are quite spectacular. The dynamical possibilities for the mixing of light

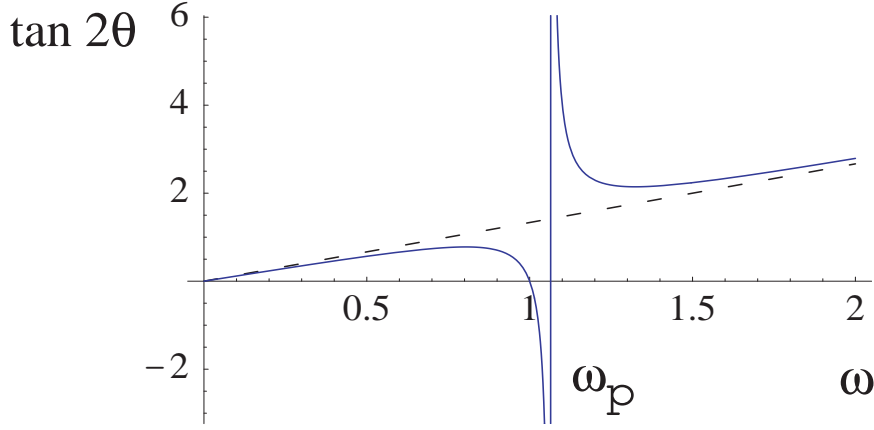


Figure 1: Behavior of $\tan(2\bar{\theta})$ in the vicinity of $\omega \sim \omega_p$ for $m_\phi^2 \sim \omega_p^2$. The dashed line shows the calculation for $\mathcal{B}_\mathcal{L} = 0$. Parameter values have been rescaled to make the resonance visible: it would be exceedingly narrow given current beliefs for g_ϕ .

actually exceed those for neutrino-mass mixing, which has been studied for nearly 50 years and still appear inexhaustible. Indeed we were engaged in the general propagation problem by this very attractive method to probe the existence of light pseudoscalars in cosmology [15].

The physically observable density matrix ρ is given by

$$\rho = \begin{pmatrix} \langle E_\parallel E_\parallel^* \rangle & \langle E_\parallel E_\perp^* \rangle \\ \langle E_\perp E_\parallel^* \rangle & \langle E_\perp E_\perp^* \rangle \end{pmatrix}, \quad (39)$$

where $\langle \rangle$ denotes the statistical averages occurring in propagation².

Orient the z-axis along the direction of the wave. Let angle ξ measure the direction of the background field relative to the x-axis:

$$\vec{\mathcal{B}}_\mathcal{T} = B \cos \xi(z) \hat{i} + B \sin \xi(z) \hat{j} \quad (40)$$

We fix the magnitude of the background magnetic field to identify effects arising due to varying magnetic field direction. A changing

²We decline to develop a 3×3 density matrix including the longitudinal mode, as unlikely to be observed in these circumstances

background magnetic field magnitude is easily included in the formalism. For the same reason we ignore the variation in plasma density along the path. The effects of varying plasma density for fixed field direction has been studied in detail elsewhere [15].

The wave equation can now be written as

$$(\omega^2 + \partial_z^2) \begin{pmatrix} A_x \\ A_y \\ \phi \end{pmatrix} - \begin{pmatrix} \omega_p^2 & 0 & -gB\omega \cos \xi \\ 0 & \omega_p^2 & -gB\omega \sin \xi \\ -gB\omega \cos \xi & -gB\omega \sin \xi & m_\phi^2 \end{pmatrix} \begin{pmatrix} A_x \\ A_y \\ \phi \end{pmatrix} = 0 \quad (41)$$

where $\vec{A} = \vec{E}/\omega$. We dropped $g^2 \mathcal{B}_L^2$ terms as negligible for intergalactic propagation with typical parameters. With a slowly varying background and working in the adiabatic limit, we define transformed fields A'_x , A'_y and ϕ' such that

$$\begin{pmatrix} A_x \\ A_y \\ \phi \end{pmatrix} = \begin{pmatrix} \cos \beta & -\sin \beta & 0 \\ \sin \beta & \cos \beta & 0 \\ 0 & 0 & 1 \end{pmatrix} \begin{pmatrix} A'_x \\ A'_y \\ \phi' \end{pmatrix} \quad (42)$$

The wave equation reduces to

$$(\omega^2 + \partial_z^2) \begin{pmatrix} A'_x \\ A'_y \\ \phi' \end{pmatrix} - \begin{pmatrix} \omega_p^2 & 0 & 0 \\ 0 & \omega_p^2 & -gB\omega \\ 0 & -gB\omega & m_\phi^2 \end{pmatrix} \begin{pmatrix} A'_x \\ A'_y \\ \phi' \end{pmatrix} = 0. \quad (43)$$

Here $\beta = \xi - \pi/2$. The equation reduces to the case of two component mixing which can be solved along the lines discussed in Ref. [15]. Once we have obtained all the correlators between A'_x and A'_y , we can express the required correlators as

$$\begin{aligned} \langle A_x^*(z) A_x(z) \rangle &= \sin^2 \xi(z) \langle A_x'^*(z) A_x'(z) \rangle + \cos^2 \xi(z) \langle A_y'^*(z) A_y'(z) \rangle \\ &\quad + \cos \xi(z) \sin \xi(z) (\langle A_x'^*(z) A_y'(z) \rangle + \langle A_y'^*(z) A_x'(z) \rangle) \\ \langle A_y^*(z) A_y(z) \rangle &= \cos^2 \xi(z) \langle A_x'^*(z) A_x'(z) \rangle + \sin^2 \xi(z) \langle A_y'^*(z) A_y'(z) \rangle \\ &\quad - \cos \xi(z) \sin \xi(z) (\langle A_x'^*(z) A_y'(z) \rangle + \langle A_y'^*(z) A_x'(z) \rangle) \\ \langle A_x^*(z) A_y(z) \rangle &= -\cos \xi(z) \sin \xi(z) (\langle A_x'^*(z) A_x'(z) \rangle - \langle A_y'^*(z) A_y'(z) \rangle) \\ &\quad + \sin^2 \xi(z) \langle A_x'^*(z) A_y'(z) \rangle \\ &\quad - \cos^2 \xi(z) \langle A_y'^*(z) A_x'(z) \rangle. \end{aligned} \quad (44)$$

The correlators appearing on the right hand side of these equations can be calculated by using the results in Ref. [15].

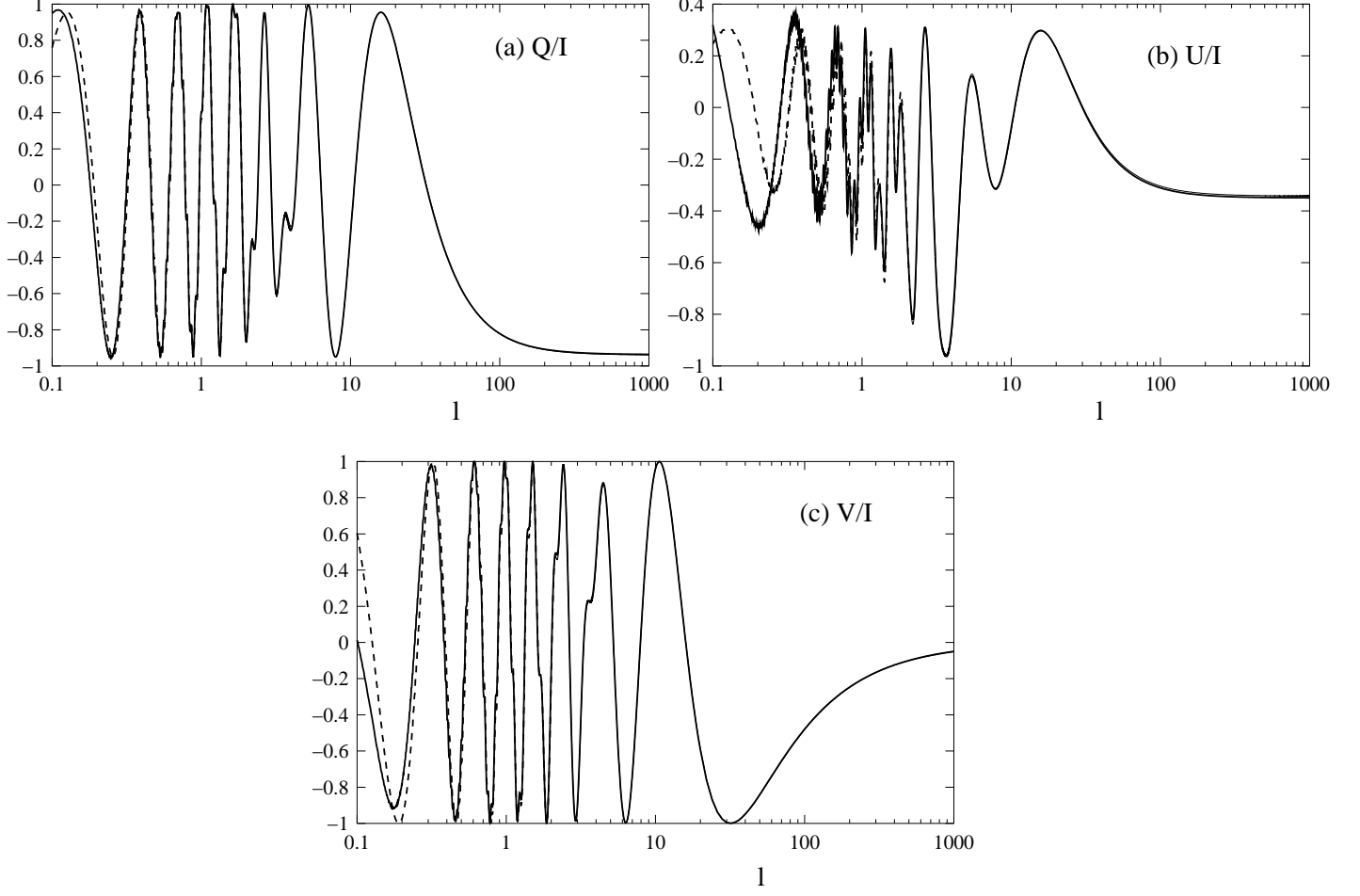


Figure 2: Normalized Stokes parameters (a) Q/I , (b) U/I and (c) V/I as a function of the length parameter l for varying direction of background magnetic field; the magnitude $|\vec{B}|$ and ω_p are constant. Curves generated by direct numerical integration (solid) and adiabatic analytic calculation (dashed). Parameters $gB = 1.0$, $L = 100$, $m_\phi^2/\omega_p^2 = 0.1$, angles $\xi(0) = \pi/2$ and $\xi(L) = \pi/2 - 0.3\pi$; initial polarization ($Q/I = 0$, $U/I = 1.0$, $V/I = 0.0$).

2.1 Transition Probabilities

Analytic calculations in the adiabatic limit fail for small frequencies, since in this case the transition probabilities between instantaneous eigenstates are large. Even in the large frequency regime the adiabatic limit fails unless the product $gBL \gg 1$. This can be verified explicitly by computing the transition probabilities using the procedure discussed in Ref. [15]. The general solution to the wave equation can be written as

$$|\psi\rangle = \sum_n a_n(z) e^{i \int_0^z dz' \omega_n} |n\rangle \quad (45)$$

where $|n\rangle$ and ω_n are the instantaneous eigenmodes and eigenfrequencies respectively. The evolution of the coefficients $a_n(z)$ with z gives an estimate of the transition among different eigenmodes. These coefficients are obtained by solving the equation

$$\partial_z b_m \approx \sum_{n, n \neq m} b_n \frac{\langle m | (\partial_z M) | n \rangle}{\mu_m - \mu_n} e^{i \int_0^z dz' (\omega_n - \omega_m)}, \quad (46)$$

where we have approximated $\omega_n \approx \omega$ and b_m is defined by the equation

$$a_m(z) = e^{-\frac{1}{2} \int_0^z dz' (\partial_{z'} \omega_m) / \omega_m} b_m(z) \approx b_m(z) \quad (47)$$

In the small frequency regime the large transition probabilities are easily understandable: the mass matrix in Eq. 41 has two eigenvalues very close to one another. In the opposite limit of large frequencies we find that the exponent in Eq. 46 is small. This is because the exponent is inversely proportional to ω , as long as gBL is small. The coefficient in Eq. 41 for $m = 1$ and $n = 2$, for example, in this case is found to be proportional to ξ' . Integrating this equation then gives a non-negligible contribution to the transition probability between different eigenstates. In the limit of large $gBL \gg 1$ we find that the exponent is again large and suppresses the transition probabilities.

Results: In Fig. 2 we show a sample of results obtained in the case of varying direction of background magnetic field from analytic calculation in the adiabatic limit as well as direct numerical integration. Here angle $\xi(0) = \pi/2$ and $\xi(L) = \pi/2 - 0.3\pi$, i.e. the transverse component of the background magnetic field is aligned along the y-axis initially and evolves to angle 0.3π after a distance L . The parameters

used in this figure are $gB = 1.0$, $L = 100$, $m_\phi^2/\omega_p^2 = 0.1$. The initial state of polarization has been chosen such that $Q/I = 0$, $U/I = 1$, and $V/I = 0$. The analytic results in this case are in good agreement with the numerical results, except in the limit of small frequencies. In the large frequency limit the exponent in Eq. 46 is approximately equal to $igBL/2$. For the parameters chosen this phase factor is large and hence suppresses the transition probability between different eigenstates.

In Fig. 3 we show a sample of results obtained in the case of varying direction of background magnetic field for a smaller value of the product gBL . Here we choose $gB = 0.1$, $L = 100$, and $m_\phi^2/\omega_p^2 = 0.1$. In this case we use direct numerical integration since the analytic results are not reliable. The orientation of the background magnetic field is chosen to be same as in Fig. 2 i.e. $\xi(0) = \pi/2$ and $\xi(L) = \pi/2 - 0.3\pi$. The initial state of polarization has been chosen such that $Q/I = 0$, $U/I = 1$, and $V/I = 0$. The results obtained using this parameter choice and with uniform magnetic field direction are also shown for comparison. We find that the results obtained for the case of varying background magnetic field direction are considerably different in comparison to what is obtained in the case uniform direction. As expected the results agree in the limit of small ω . In Fig. 4 we show the results for the same parameter choice used in Fig. 3 but with the wave assumed to be unpolarized initially.

The degree of polarization and the normalized Stokes parameters as a function of distance are shown in Fig. 5. Here the parameters are taken to be same as for the Fig. 3 with the length parameter $l = 2\omega/(\omega_p^2 - m_\phi^2) = 10$ and the wave is assumed to be unpolarized at source. We see that all the parameters $p, Q/I, U/I, V/I$ oscillate with propagation distance.

In Fig. 6 we show the relationship between Q/I and V/I for several different choice of parameters for the case of varying background magnetic field. The dependence of Q/I and V/I follows approximately an elliptical behaviour. This is in contrast to the the case of uniform magnetic field direction, which shows such a relationship between U/I and V/I [15]. As in the case of uniform background, a simple correlation is seen only for frequencies larger than a minimum frequency. At low frequencies the relationship becomes very complicated.

One may be able to test relationships among different Stokes parameters in future observations. To rule out other possible mechanisms affecting data, certain tests require observations over a suffi-

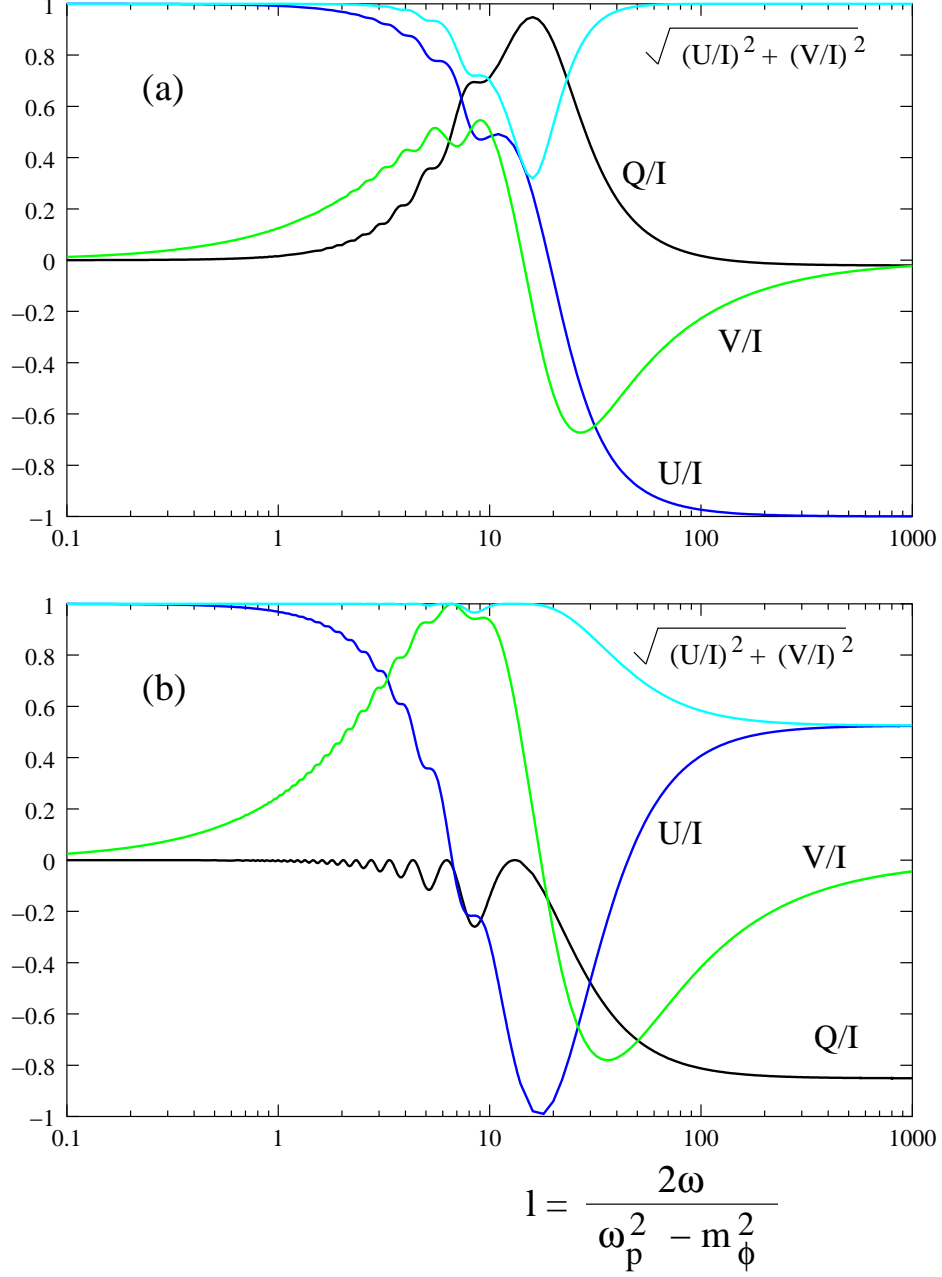


Figure 3: (a) Normalized Stokes parameters Q/I , U/I and V/I as a function of the length parameter l for varying background magnetic field direction; the magnitude $|\vec{B}|$ and ω_p are constant. Parameters $gB = 0.1$, $L = 100$, $m_\phi^2/\omega_p^2 = 0.1$; angles $\xi(0) = \pi/2$, $\xi(L) = \pi/2 - 0.3\pi$; initial state of the polarization ($Q = 0$, $U = 1.0$, $V = 0.0$). Results for uniform background magnetic field (b) are shown for comparison.

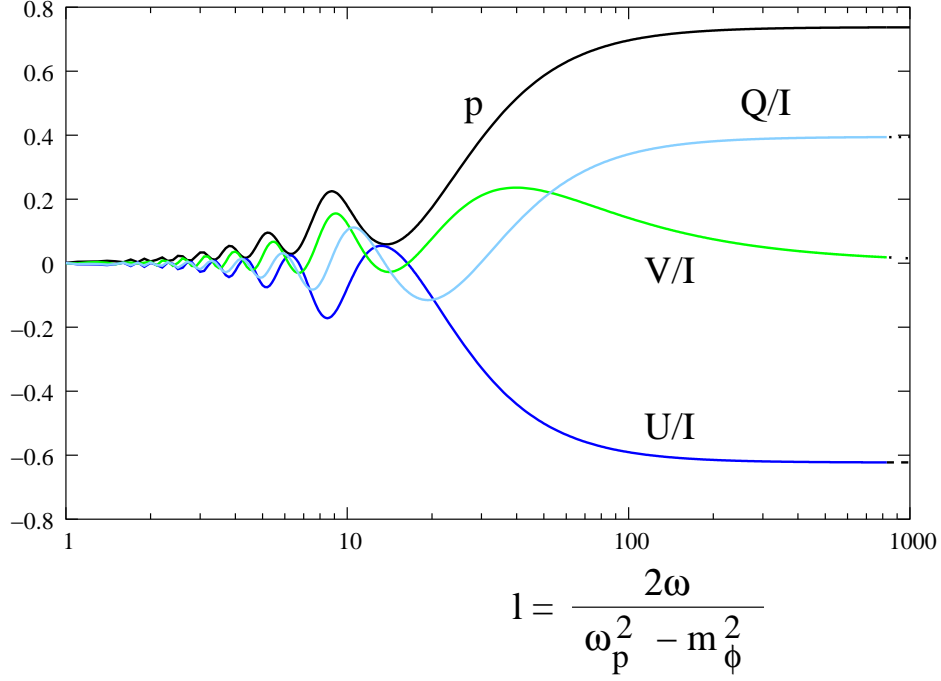


Figure 4: The degree of polarization p and the normalized Stokes parameters Q/I , U/I and V/I as a function of the length parameter l for varying direction of background magnetic field; the magnitude $|\vec{B}|$ and ω_p are constant. Parameters $gB = 0.1$, $L = 100$, $m_\phi^2/\omega_p^2 = 0.1$; angles $\xi(0) = \pi/2$, $\xi(L) = \pi/2 - 0.3\pi$. The wave is assumed to be unpolarized ($Q = 0$, $U = V = 0$) at source.

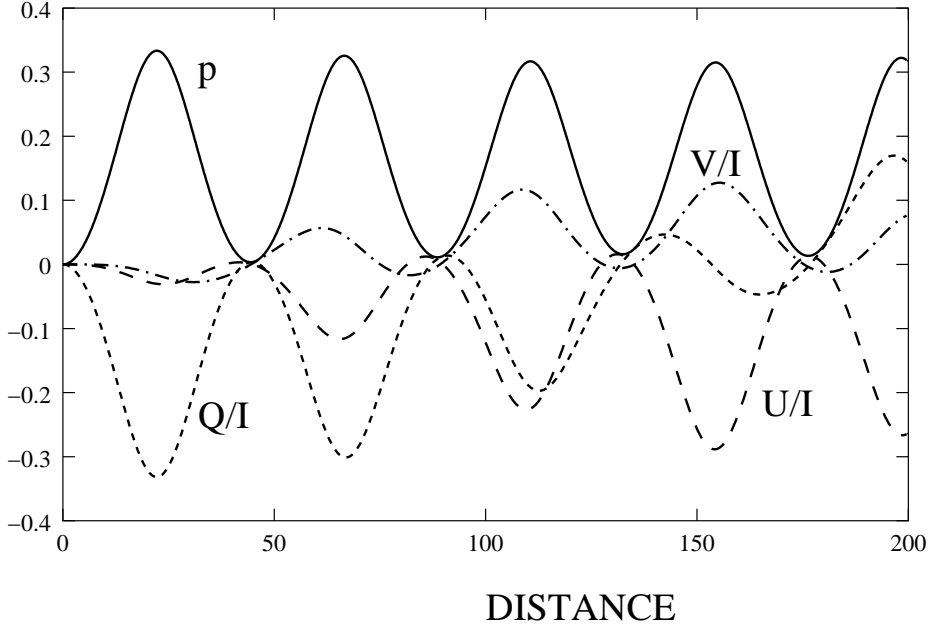


Figure 5: The degree of polarization p and the normalized Stokes parameters Q/I , U/I and V/I as a function of the distance of propagation for varying direction of background magnetic field; the magnitude $|\vec{\mathcal{B}}|$ and ω_p are constant. The parameters $gB = 0.1$, $m_\phi^2/\omega_p^2 = 0.1$, $l = 2\omega/(\omega_p^2 - m_\phi^2) = 10$; angles $\xi(0) = \pi/2$, $\xi(L) = \pi/2 - 0.3\pi$. The wave is assumed to be unpolarized ($Q = 0$, $U = V = 0$) at source.

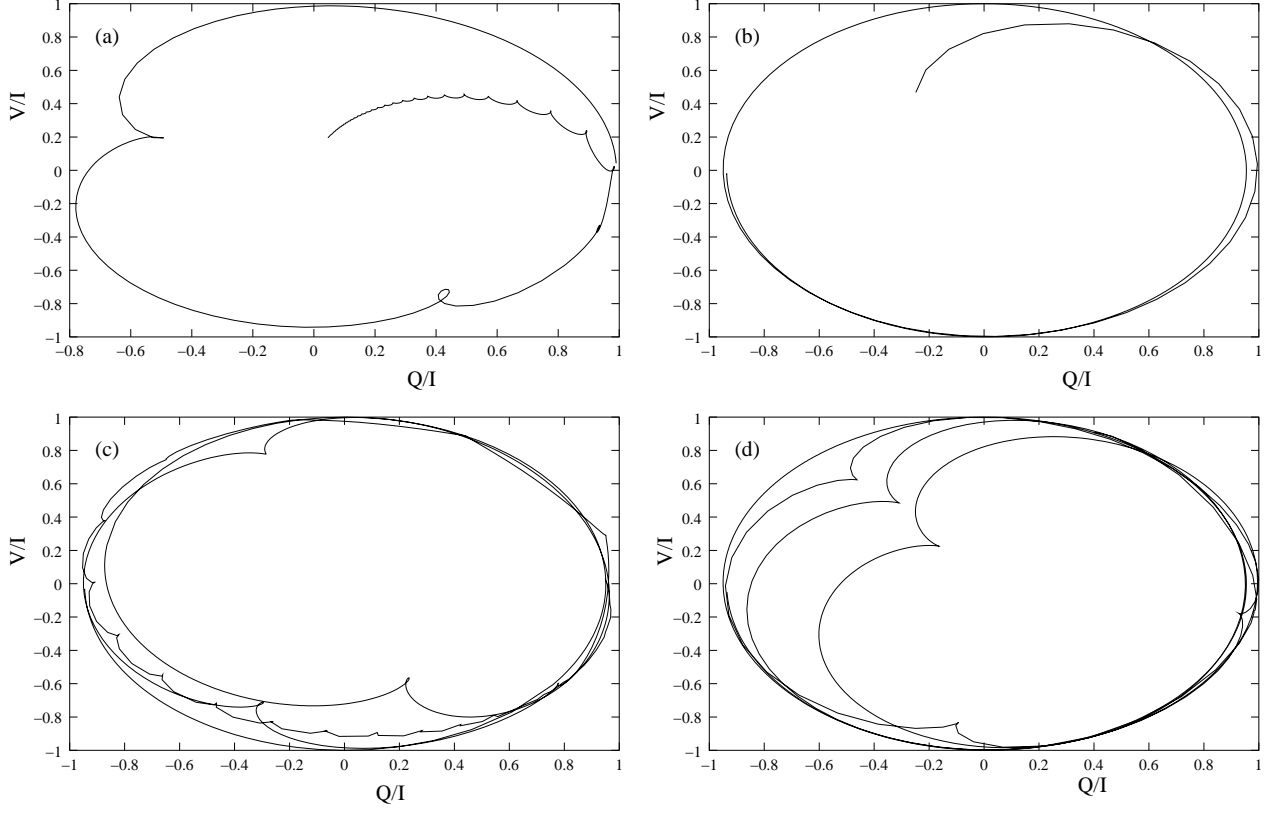


Figure 6: A sample of results showing the correlation between the normalized Stokes parameters Q/I and V/I for some randomly chosen parameters and initial state of polarization. The results are shown for varying background magnetic field direction with the plasma frequency and the magnitude of the magnetic field uniform. Parameters (in arbitrary units) are (a) $gB = 2$, $L = 10$, $0.04 < l < 20$, (b) $gB = 10$, $L = 10$, $0.4 < l < 800$, (c) $gB = 1$, $L = 50$, $0.2 < l < 800$ and (d) $gB = 10$, $L = 10$, $0.04 < l < 100$. The ratio $m_\phi^2/\omega_p^2 = 0.1$; angles $\xi(0) = \pi/2$ and $\xi(L) = \pi/2 - 0.3\pi$ for all the plots.

ciently large frequency interval.

3 Summary and Conclusion

The general treatment of mixing of electromagnetic waves with pseudoscalars in the presence of background magnetic field is a surprisingly intricate topic. The pseudoscalar mixes with (and indeed becomes) the longitudinal mode of light, a situation potentially generating cumulative deviation compared to treatments assuming the fields stay transverse. Cumulative errors do occur in principle, but for parameters of current interest they are fortunately controlled. The contribution due to the longitudinal component can be accommodated by redefining the pseudoscalar mass parameter $m_\phi^2 \rightarrow m_\phi^2 + g_\phi^2 \mathcal{B}_L / \epsilon$. This simplification led to exploring the problem of propagation in a magnetic field whose direction may vary along the path. The condition of adiabaticity is found to be rather stringent: For a wide range of parameter space the evolution cannot be assumed to be adiabatic.

Thus the general problem of mixing of light with pseudoscalars has more twists and turns than could have been anticipated early. Stokes parameters show interesting correlations with one another which are distinctively different from those observed for fixed background field direction[15]. Such polarization effects may be observable with current technology, and may eventually serve either to identify new physics, or to put new limits on the pseudoscalar-photon coupling parameters.

Acknowledgments: Work supported in part under Department of Energy grant number DE-FG02-04ER41308.

References

- [1] J. N. Clarke, G. Karl and P.J.S. Watson, *Can. J. Phys.* **60**, 1561 (1982).
- [2] P. Sikivie, *Phys. Rev. Lett.* **51**, 1415 (1983); *Phys. Rev.* **D 32**, 2988 (1985); *Phys. Rev. Lett.* **61**, 783 (1988).
- [3] L. Maiani, R. Petronzio and E. Zavattini, *Phys. Lett.* **B175**, 359 (1986).
- [4] D. Harari and P. Sikivie, *Phys. Lett.* **B 289**, 67 (1992).
- [5] G. Raffelt and L. Stodolsky, *Phys. Rev.* **D 37**, 1237 (1988).

- [6] R. Bradley *et al*, *Rev. Mod. Phys.* **75**, 777 (2003).
- [7] E. D. Carlson and W. D. Garretson, *Phys. Lett.* **B** 336,431 (1994).
- [8] G. G. Raffelt, *Ann. Rev. Nucl. Part. Sci.* **49**, 163, (1999); hep-ph/9903472.
- [9] J. W. Brockway, E. D. Carlson and G.G. Raffelt, *Phys. Lett.* **B383**, 439 (1996), astro-ph/9605197; J. A. Grifols, E. Masso and R. Toldra, *Phys. Rev. Lett.* **77**, 2372 (1996).
- [10] L. J. Rosenberg and K. A. van Bibber, *Phys. Rep.* **325** 1 (2000).
- [11] P. Jain, S. Panda and S. Sarala, *Phys. Rev. D* **66**, 085007 (2002); hep-ph/0206046.
- [12] C. Csaki, N. Kaloper, J. Terning, *Phys. Rev. Lett.* **88**, 161302, (2002); hep-ph/0111311.
- [13] B. A. Bassett and M. Kunz, *Phys. Rev. D* **69**, 101305 (2004); astro-ph/0312443.
- [14] Da-Shin Lee, W. Lee and Kin-Wang Ng, *Phys. Lett.* **B** 542, 1 (2002); astro-ph/0109184.
- [15] S. Das, P. Jain, R. P. Ralston and R. Saha, hep-ph/0408198.
- [16] H. J. Lipkin, *Phys. Lett.* **B** 579, 355 (2004), hep-ph/0304187; hep-ph/0212093.
- [17] L. Stodolsky, *Phys. Rev. D* **58** 036006 (1998).
- [18] S. Mohanty and S. N. Nayak, *Phys. Rev. Lett.* **70**, 4038, (1993).
- [19] M. Born and E. Wolf, *Principles of Optics*, (Pergamon Press, New York, 1989).