

# Coalescence model for $\Theta_c$ pentaquark formation \*

---

**Marek Karliner**

*Cavendish Laboratory, Madingley Road, Cambridge CB3 0HE, U.K.*

*and*

*School of Physics and Astronomy, Raymond and Beverly Sackler Faculty of Exact Sciences*

*Tel Aviv University, Tel Aviv, Israel*

*E-mail: marek@proton.tau.ac.il*

**Bryan R. Webber**

*Cavendish Laboratory, Madingley Road, Cambridge CB3 0HE, U.K.*

*E-mail: webber@hep.phy.cam.ac.uk*

**ABSTRACT:** We present a model for the formation of the charmed pentaquark  $\Theta_c$  in hard scattering processes such as deep inelastic scattering,  $e^+e^-$  annihilation, and high-energy  $p\bar{p}$  collisions. The model assumes that the cross section for  $\Theta_c$  formation is proportional to the rate of production of  $pD^{*-}$  (or  $\bar{p}D^{*+}$ ) pairs in close proximity both in momentum space and in coordinate space. The constant of proportionality is determined from the  $\Theta_c$  cross section in deep inelastic scattering as reported by the H1 experiment. The HERWIG Monte Carlo is used to generate simulated DIS events and also to model the space-time structure of the final state. Requiring the proton and the  $D^*$  be within a 100 MeV mass window and separated by a spacelike distance of no more than 2 fm, we find that a large “coalescence enhancement factor”  $F_{\text{co}} \sim 10$  is required to account for the H1 signal. The same approach is then applied in order to estimate the number and characteristics of  $\Theta_c$  events produced at LEP and the Tevatron.

**KEYWORDS:** QCD, Phenomenological Models, Deep Inelastic Scattering.

---

\*Work supported in part by the UK Particle Physics and Astronomy Research Council and by the Royal Society.

---

## Contents

<b>1. Introduction</b>	<b>1</b>
<b>2. Coalescence model</b>	<b>2</b>
2.1 Model for space-time structure	3
2.2 DIS results	4
2.3 $e^+e^-$ results	8
2.4 Hadroproduction results	14
<b>3. Summary and conclusions</b>	<b>17</b>

---

## 1. Introduction

During the last year, many experiments have reported the observation of an exotic  $uudd\bar{s}$  pentaquark baryon  $\Theta^+$  [1, 2]. Shortly after the initial experimental reports, Ref. [3] postulated the existence of an anti-charmed analogue  $\Theta_c$  with quark content  $uudd\bar{c}$ , and computed its likely properties, using the diquark-triquark configuration earlier conjectured to describe  $\Theta^+$  [4].

Ref. [3] suggested that  $\Theta_c$  is an isosinglet with  $J^P = \frac{1}{2}^+$  and estimated its mass at  $2985 \pm 50$  MeV. It also discussed another possible exotic baryon resonance containing heavy quarks, the  $\Theta_b^+$ , a  $uudd\bar{b}$  state, and estimated  $M(\Theta_b^+) = 6398 \pm 50$  MeV, noting that these states should appear as unexpectedly narrow peaks in  $D^-p$ ,  $\bar{D}^0n$ ,  $B^0p$  and  $B^+n$  mass distributions. Possible search opportunities in  $e^+e^-$  have also been suggested in Refs. [5, 6, 7].

In March, H1 reported [8] observing a narrow resonance in  $D^{*-}p$  and  $D^{*+}\bar{p}$  invariant mass combinations in inelastic  $ep$  collisions at  $E_{CM}$  of 300 GeV and 320 GeV at HERA. The resonance has a mass of  $3099 \pm 3$  (stat.)  $\pm 5$  (syst.) MeV and a measured Gaussian width of  $12 \pm 3$  (stat.) MeV, compatible with the experimental resolution. The experiment interpreted this resonance as an anti-charmed baryon with a minimal constituent quark composition of  $uudd\bar{c}$ , together with the charge conjugate.

A parallel analysis by ZEUS sees no signal [9]. Null results have also been reported in papers and unpublished reports at conferences by FOCUS [10], ALEPH [11] and CDF [12].

Since H1 observes the resonance in both  $D^{*-}p$  and  $D^{*+}\bar{p}$ , it is extremely unlikely that their result is due to a statistical fluctuation.

Since the ZEUS and H1 experiments are quite similar, a possible interpretation of these results is that  $\Theta_c$  does not exist and the H1 observation is due to some yet to

be understood systematic effect. The discrepancy between H1 and ZEUS is of a purely experimental nature. It is now being carefully examined by the two collaborations.

Putting the ZEUS vs H1 issue aside for the time being, an important question is: what are the implications of the null results in non-HERA experiments? Since production mechanisms might be different in different experiments, an *a priori* possible interpretation is that these experiments have not accumulated enough data or that more sophisticated cuts need to be applied in order to separate the likely small  $\Theta_c$  signal from the background. In the present paper we examine the quantitative implications of a possible H1-like production mechanism at LEP and the Tevatron.

One can try to apply a simple counting argument to the H1 data in order to estimate the expected number of events at LEP. The H1 data sample of  $75 \text{ pb}^{-1}$  of DIS events contains roughly  $1.5 \times 10^6$  events with charm. This should be compared with the corresponding numbers for  $Z^0$  decays at LEP:

$$\begin{aligned}\Gamma(\text{hadrons})/\Gamma_{\text{total}} &= 0.70, \\ \Gamma(c\bar{c})/\Gamma(\text{hadrons}) &= 0.17,\end{aligned}\tag{1.1}$$

so  $\Gamma(c\bar{c})/\Gamma_{\text{total}} = 0.12$ . After cuts, each of the LEP experiments has several million hadronic  $Z^0$  decays. Specifically, ALEPH [11] has  $3.5 \times 10^6$ , corresponding to approximately  $6 \times 10^5$  charm events.

We can use this number to make a very crude estimate of the number of expected anticharm pentaquark events at LEP. If the production mechanisms at H1 and LEP are roughly similar, the expected number of anticharmed pentaquarks events at each of the four LEP experiments is about 40% of the number of such events at H1.

In the rest of the paper we carry out this estimate in more detail, with a coalescence model providing a specific possible mechanism for  $\Theta_c$  formation from  $D^*p$ , and HERWIG generating the corresponding  $D^*$  and  $p$  distributions.

The result of this analysis is that each of the LEP experiments should have observed between 25 and 40 charmed pentaquark events of the H1 type. This takes into account typical experimental cuts and efficiencies.

At the Tevatron, the integrated luminosity already collected in Run II is of the order of  $200 \text{ pb}^{-1}$ . If the production mechanism is the same as in H1, we conclude that even with a very low overall detection efficiency of only a few per mille, this would provide an unmissable signal on the order of  $10^5$  events.

In the following sections of the paper we develop the model, extract the relevant coalescence parameter from the H1 data and then apply it to LEP and Tevatron experiments. We then discuss several possible interpretations of these results.

## 2. Coalescence model

We construct a simple but, we believe, physically appealing model to attempt a quantitative estimate of the expected production rate of  $\Theta_c$  via coalescence of a  $D^*$  and a nucleon. We use the Monte Carlo program HERWIG [13, 14] to generate simulated DIS events with

HERA kinematics, selecting those which include either  $p$  and  $D^{*-}$  or  $\bar{p}$  and  $D^{*+}$ . In addition to the momentum-space structure of final states, HERWIG generates an approximate space-time structure, which enables us to model the joint distribution of invariant mass and space-time separation of the  $pD^*$  pairs. Assuming resonance formation through coalescence, we suppose that the cross section for  $\Theta_c$  production is proportional to the number of  $pD^*$  pairs that have invariant masses in a small interval  $\Delta m$  around the resonance mass and are at the same time formed within a small spacelike separation  $\Delta x$ . By adjusting the constant of proportionality to match the  $\Theta_c$  signal observed in DIS by H1, we predict the  $\Theta_c$  signal that should be seen in other processes with a similar production mechanism.

Before going into a detailed discussion of the model's implementation, a word of warning is in order. The present work presents a new type of approach, going beyond the standard coalescence model. This is made possible by the fact that HERWIG generates a space-time distribution of hadrons produced in high-energy collisions. As with any new approach, one would like to first test it against other similar cases where the answer is known. This can be done to some extent by looking at (anti)-deuteron production at HERA and at LEP, as discussed at the end of Sec. 2.3. But the experimental situation with deuterons is puzzling on its own, and the analogy can be only pushed so far. As for other well-known resonances, their dominant production mechanism is hadronization of quark and gluon jets, rather than through coalescence. The relevant yields of such resonances are built into HERWIG from the beginning and closely follow the experimental data. However, the charmed pentaquark, and especially the baffling experimental situation, is sufficiently interesting that we believe it provides strong motivation for the study of the production mechanism, even though the model cannot be directly tested on other well-known resonances.

## 2.1 Model for space-time structure

Since the space-time structure of the final state is a crucial ingredient of the proposed coalescence mechanism, we start with a brief summary of the HERWIG model for this structure. Fuller details may be found in ref. [13].

During development of the final state, HERWIG assigns to each unstable object with four-momentum  $q$  an exponentially distributed proper lifetime, with mean value  $\tau$  given by [15]

$$\tau = \frac{\hbar\sqrt{q^2}}{\sqrt{(q^2 - M^2)^2 + (\Gamma q^2/M)^2}} \quad (2.1)$$

where  $M$  and  $\Gamma$  are the nominal mass and width. This formula interpolates between  $\tau = \hbar/\Gamma$  for an object that is on mass-shell and  $\tau = \hbar\sqrt{q^2}/(q^2 - M^2)$  for one that is far off mass-shell. Following sequential electroweak decays and QCD parton showers, the resulting space-time separations are combined to give the locations of partons at the start of the hadronization process.

For light quarks and gluons, whose natural widths are small, the above prescription can lead to unreasonably large distances being generated in the final, low-virtuality steps of parton showering. To avoid this they are given a width  $\Gamma = \text{VMIN2}/M$ , the HERWIG parameter VMIN2 (default value 0.1 GeV<sup>2</sup>) acting as a lower limit on a parton's virtuality.

Hadronization in HERWIG takes place through non-perturbative gluon splitting,  $g \rightarrow q\bar{q}$ , followed by colour-singlet  $q\bar{q}$  cluster formation and decay. The production vertex of a cluster is taken as the midpoint of a line perpendicular to the cluster's direction of travel, with its two ends on the trajectories of the constituent quark and antiquark. The production positions of primary hadrons from cluster decays are smeared, relative to the cluster position, according to a Gaussian distribution of width  $\hbar/M$  where  $M$  is the mass of the cluster.

## 2.2 DIS results

We first use HERWIG to simulate DIS in  $e^+p$  collisions with beam momenta  $27.6 \times 920$  GeV/c and integrated luminosity  $75 \text{ pb}^{-1}$ , which approximates the data sample used in the H1 analysis [8]. For greater efficiency, we limit the target partons to charmed quarks and antiquarks only, by setting the process code `IPROC` = 9004. Using the HERWIG default (MRST LO [16]) parton distribution functions, we find a total leading-order DIS-on-charm cross section of 18.4 nb for momentum transfers in the region  $6 < Q^2 < 100 \text{ GeV}^2$  and inelasticities  $0.05 < y < 0.7$ . We therefore generate  $1.4 \times 10^6$  simulated events so as to correspond roughly to the  $75 \text{ pb}^{-1}$  integrated luminosity of the H1 data sample. In HERWIG runs with `IPROC` = 9000 (DIS on all flavours of partons), we find that the contribution to  $pD^*$  production in the region of interest from DIS on non-charmed partons is negligible.

We use a momentum transfer range of  $6 < Q^2 < 100 \text{ GeV}^2$ , rather than the full range  $1 < Q^2 < 100 \text{ GeV}^2$  covered by the H1 analysis, because the charm PDF and HERWIG simulation are not reliable at lower  $Q^2$ . The predicted dependence of the  $D^{*\pm}$  cross section on  $Q^2$  is shown in fig. 1 together with the recent H1 data [17]. The predicted  $D^*$  pseudorapidity distribution is shown with the H1 data in fig. 2. These results can also be compared with ZEUS results [18] for charm production in DIS.

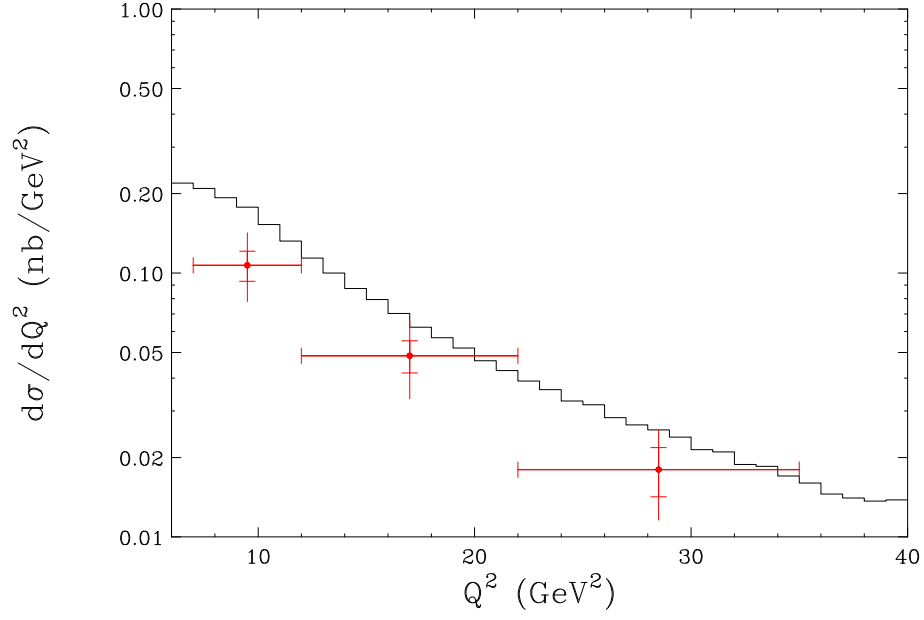
The histograms in figs. 1 and 2 are for the cuts in ref. [8], while the data shown are for slightly different cuts (see ref. [17] for details), which we estimate may reduce the cross section by 30-40% without changing the shape significantly. In view of the more limited range of  $Q^2$  accessible in the HERWIG simulation, a detailed comparison with the data is not possible at present, but we judge the semi-quantitative agreement to be satisfactory.

$p_t(p)_{\min}$	120 MeV
$p_t(D^*)_{\min}$	1.5 GeV
$\eta(D^*)_{\min}$	-1.5
$\eta(D^*)_{\max}$	1.0
$z(D^*)_{\min}$	0.2

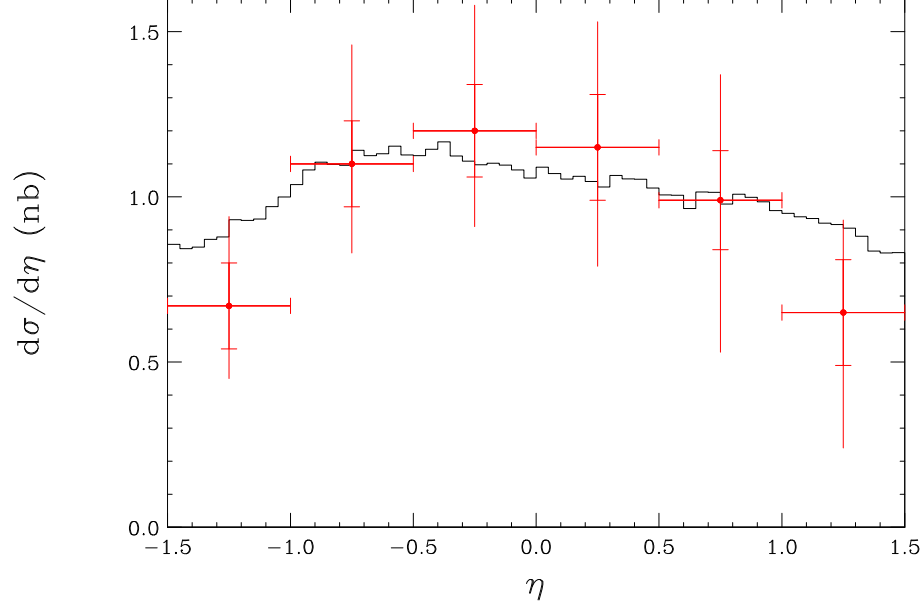
**Table 1:** Selection criteria for  $pD^*$  production.

Next we select events in which both a proton and a  $D^{*-}$ , or an antiproton and a  $D^{*+}$ , are produced. Imposing the cuts in Table 1, which approximate those applied in the H1 analysis, but not yet selecting particular  $D^*$  decays, we obtain the  $pD^*$  mass spectrum shown by the solid histogram in fig. 3.

The predicted joint distribution in mass and space-time separation is shown in fig. 4. Here we depict spacelike separations as positive and timelike as negative. There is a preference for spacelike separations, peaking at small values, corresponding to the formation of primary hadrons on a hyperboloid at a roughly universal proper hadronization time. This should be a general characteristic of physically reasonable hadronization models.

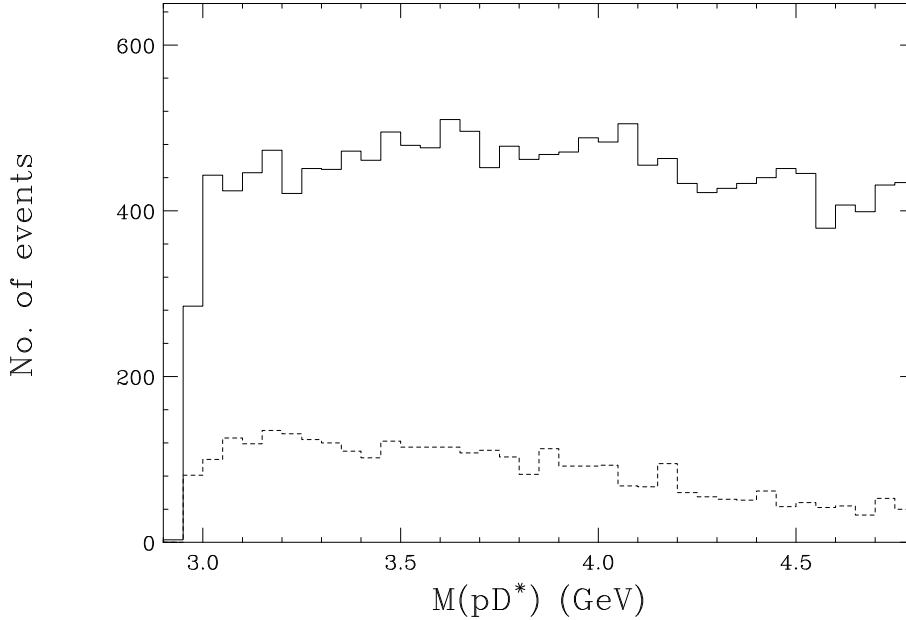


**Figure 1:** HERWIG prediction for  $D^{*\pm}$  production in DIS at  $Q^2 > 6 \text{ GeV}^2$ , together with recent H1 data [17].



**Figure 2:** Predicted  $D^{*\pm}$  pseudorapidity distribution in DIS, together with recent H1 data [17].

We now suppose that the  $\Theta_c$  resonance, not explicitly present in the HERWIG hadronization scheme, can be modelled as an enhancement in the cross section proportional to the number of  $pD^*$  pairs with invariant masses in a window  $\Delta m$  close to resonance and at the same time within the range  $\Delta x$  of the binding mechanism. The measures of closeness should be on the hadronic scale of  $\Delta m \sim 100 \text{ MeV}$ ,  $\Delta x \sim 1 \text{ fm}$ . To be specific, we choose



**Figure 3:** Predicted non-resonant  $pD^*$  mass distribution in DIS. Solid: all  $pD^{*-}$  and  $\bar{p}D^{*+}$  pairs. Dashed: pairs with separation  $0 < \Delta x < 2$  fm.

the mass interval  $3050 < m < 3150$  MeV and spacelike separations  $0 < \Delta x < 2$  fm.

The predicted mass distribution for  $pD^*$  pairs with separations  $0 < \Delta x < 2$  fm is shown by the dashed histogram in fig. 3. Of these pairs, 245 fall within the coalescence region  $3050 < m < 3150$  MeV. With a coalescence enhancement factor  $F_{\text{co}}$ , we therefore expect of the order of  $250F_{\text{co}}$  events with  $\Theta_c$  production.

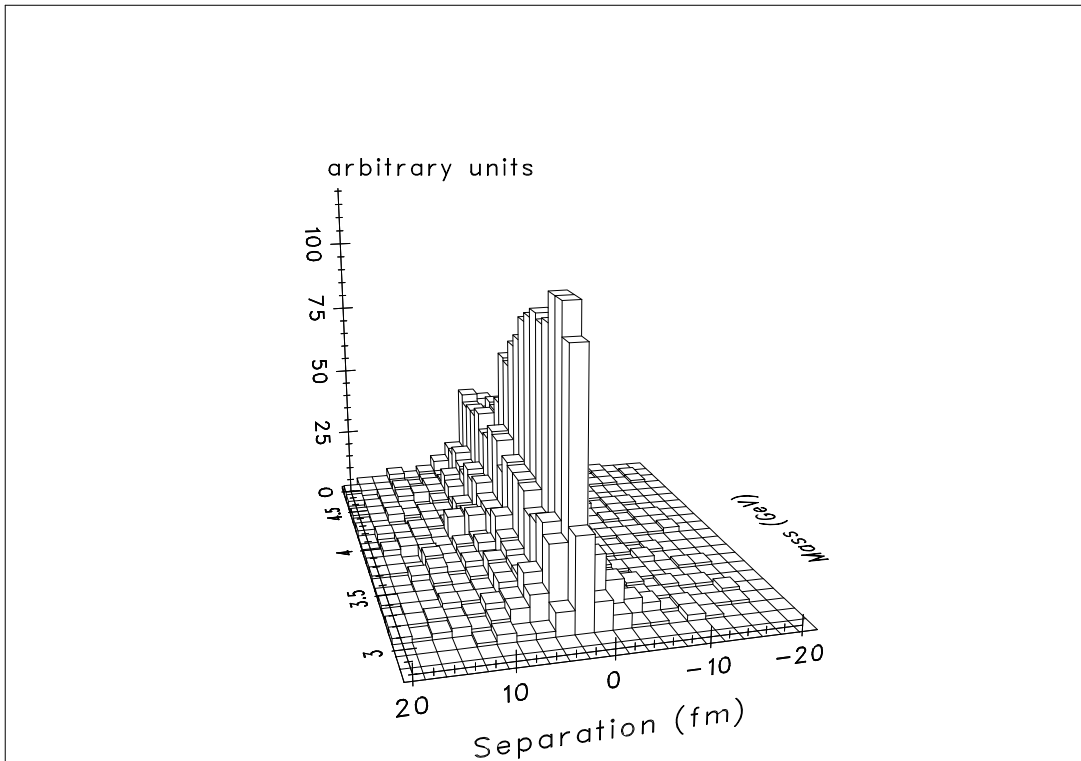
In the H1 experiment, the  $D^{*\pm}$  is detected through the decay sequence  $D^{*\pm} \rightarrow D^0\pi^\pm$ ,  $D^0 \rightarrow K^-\pi^+$ , which has a branching fraction of about 3%. Taking into account the H1 cuts needed to identify the decay products, listed in Table 2, we estimate that this fraction is reduced to roughly 2%. Therefore the expected H1  $\Theta_c$  signal is about  $5F_{\text{co}}$  events. Given the observed signal of 50 events, this implies a rather large coalescence enhancement factor of  $F_{\text{co}} \simeq 10$ .

$p_t(\pi_s)_{\text{min}}$	120 MeV
$p_t(K)_{\text{min}}$	500 MeV
$p_t(\pi)_{\text{min}}$	250 MeV
$[p_t(K) + p_t(\pi)]_{\text{min}}$	2 GeV

**Table 2:** Selection criteria for  $D^* \rightarrow D^0\pi_s$ ,  $D^0 \rightarrow K^-\pi^+$  decay.

To obtain the observed  $pD^*$  mass distribution from the one shown by the solid histogram in fig. 3, one should multiply by the  $D^{*\pm}$  detection efficiency. The shape of the distribution is similar to that shown in ref. [8], but the above efficiency estimate of 2% implies an observed number of about 10 pairs per 50 MeV bin, which is considerably smaller than the number of about 10 pairs per 10 MeV bin found by H1. This could be due to an underestimate of the proton yield by HERWIG, a higher relative proton yield in charm production with  $1 < Q^2 < 6$  GeV<sup>2</sup>, or a large contamination of the experimentally reported distribution by non-protons.

We expect the predicted proton yield in the coalescence region to be more reliable,



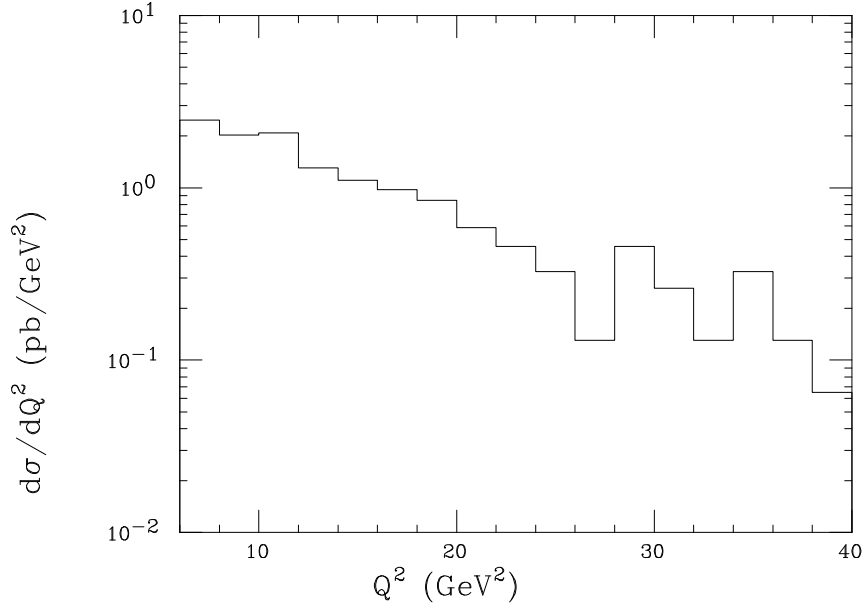
**Figure 4:** Predicted  $pD^*$  joint mass-separation distribution in DIS.

since additional soft contributions will tend to be more widely distributed in space-time. We therefore use the value  $F_{\text{co}} \simeq 10$  throughout the rest of this paper. However, it should be borne in mind that an enhancement of the proton density in the coalescence region in DIS would imply a reduced value of the coalescence factor  $F_{\text{co}}$  and hence a smaller prediction of  $\Theta_c$  production in other processes. On the basis of the information available to us, we estimate the maximal range of values indicated by the H1 signal to be  $2 \lesssim F_{\text{co}} \lesssim 10$ .

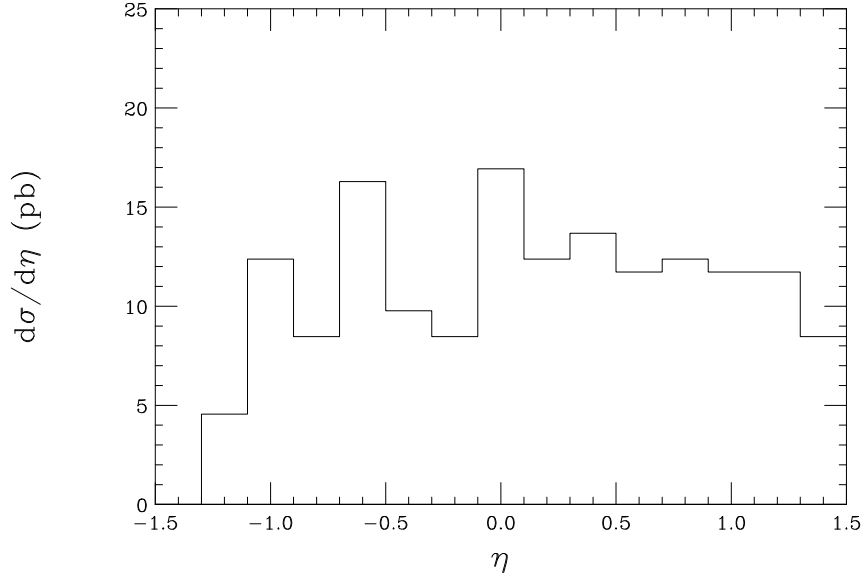
Of course, changing the size of the coalescence region by varying  $\Delta m$  and/or  $\Delta x$  can be compensated by a change in  $F_{\text{co}}$  to give the same signal. For example, one could increase the mass interval to 200 MeV, i.e.  $3000 < m < 3200$  MeV, and the maximum separation to 4 fm. Then a value of  $F_{\text{co}} \simeq 2.5$  would account for the H1 signal, without changing substantially the predictions given below. This stability against variation of  $\Delta m$  and/or  $\Delta x$  provides a nontrivial test of the coalescence model's robustness.

Having fixed the coalescence factor  $F_{\text{co}}$ , we can make predictions about other aspects of  $\Theta_c$  production in DIS. For example, we show in fig. 5 the predicted  $\Theta_c$  production cross section in DIS as a function of the momentum transfer  $Q^2$ . The rather weak dependence at low  $Q^2$  helps to justify our exclusion of the region  $Q^2 < 6 \text{ GeV}^2$ . Figures 6 and 7 show the predicted pseudorapidity and transverse momentum distributions of the  $\Theta_c$ , computed from the corresponding quantities for  $pD^*$  pairs in the coalescence region.





**Figure 5:** Predicted  $\Theta_c$  production cross section as a function of momentum transfer in DIS.

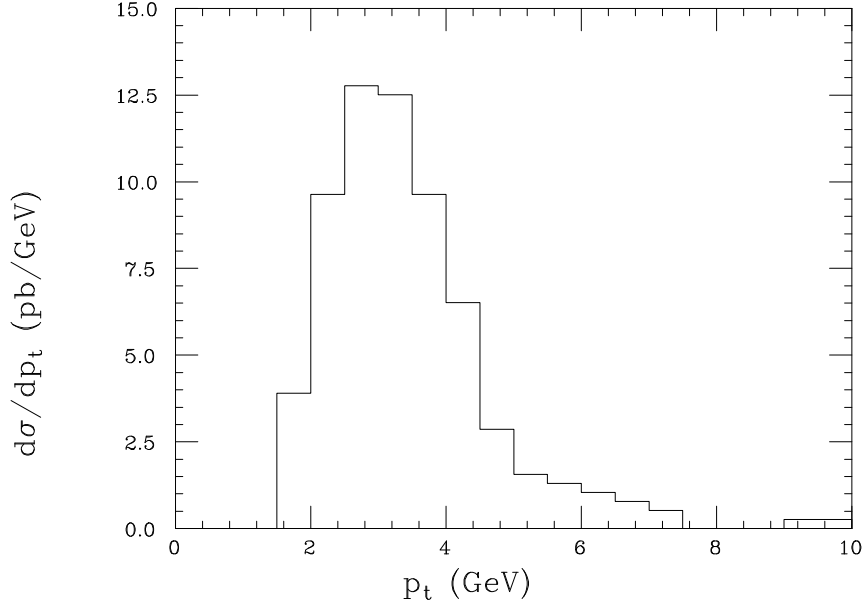


**Figure 6:** Predicted  $\Theta_c$  pseudorapidity distribution in DIS.

### 2.3 $e^+e^-$ results

The coalescence model can be used to predict the rates and distributions of  $\Theta_c$  production in other hard processes that can be generated by HERWIG, such as  $e^+e^-$  annihilation. We simply assume that the  $\Theta_c$  distributions are always in the fixed ratio  $F_{\text{co}} = 10$  to those of  $pD^*$  pairs in the coalescence region of  $\Delta m$  and  $\Delta x$ .

We concentrate on the resonant reaction  $e^+e^- \rightarrow Z^0 \rightarrow \text{hadrons}$  since this is the place where the LEP experiments accumulated most of the data that might show evidence of



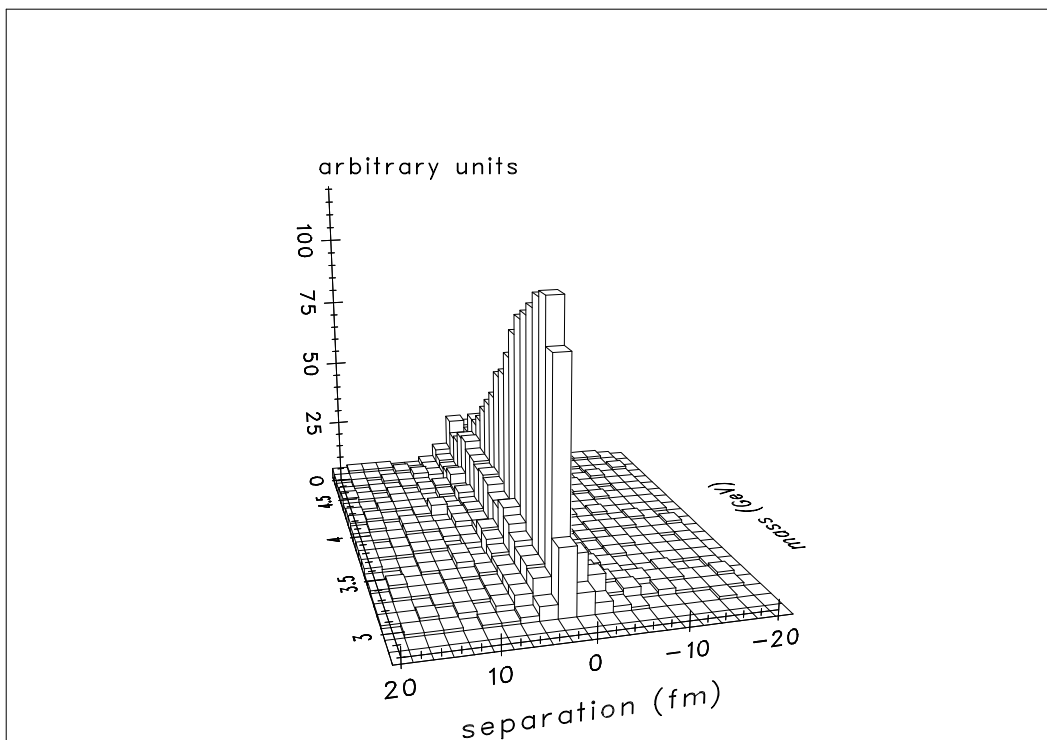
**Figure 7:** Predicted  $\Theta_c$  transverse momentum distribution in DIS.

$\Theta_c$  production. We generate  $7 \times 10^5$  simulated events of the process  $e^+e^- \rightarrow Z^0 \rightarrow c\bar{c}$  at the resonance peak, which corresponds to the approximate integrated luminosity of  $140 \text{ pb}^{-1}$  collected by each experiment at or near  $Z^0$  resonance. Although the process  $e^+e^- \rightarrow Z^0 \rightarrow b\bar{b}$  is a copious indirect source of charm, the possible production of  $\Theta_c$  in  $b$ -decay is a separate issue and we assume that this source could be distinguished experimentally from direct production. As in the case of DIS, we find that, within the framework of the HERWIG model, the contribution to  $pD^*$  production in the coalescence region from light quark production ( $e^+e^- \rightarrow Z^0 \rightarrow q\bar{q}$  where  $q = u, d, s$ ) is negligible.

We apply no selection criteria like those in Tables 1 and 2, since these are mostly irrelevant to the LEP environment. Therefore our predictions represent upper limits on the observable signal at LEP1 for consistency with the H1 data and the coalescence model.

Figure 8 shows the resulting  $pD^*$  joint distribution in mass and space-time separation, to be compared with fig. 4 for DIS. The two distributions are similar, with some additional narrowing of the mass distribution at small separations in the case of  $Z^0$  decay.

The overall  $pD^*$  mass distribution is shown by the solid histogram in fig. 9, corresponding to fig. 3 for DIS. In order to make a comparison with experiment, we need to take into account data reduction due to cuts and efficiencies. We generated  $7 \times 10^5$  charm events, corresponding to  $7 \times 10^5 / 0.17 = 4.1 \times 10^6$  hadronic events, to be compared with  $3.5 \times 10^6$  hadronic events reported by ALEPH [11] after cuts. ALEPH reports 1.3M proton candidates, whereas the proton yield is about 1 per event, so their mean proton efficiency is  $\sim 1/3$ . For the  $D^*$  efficiency, through  $D^{*\pm} \rightarrow D^0\pi^\pm$ ,  $D^0 \rightarrow K^-\pi^+$ , we assume a range 2-3%. These cut and efficiencies yield a reduction factor between  $5.7 \times 10^{-3}$  and  $8.5 \times 10^{-3}$ .

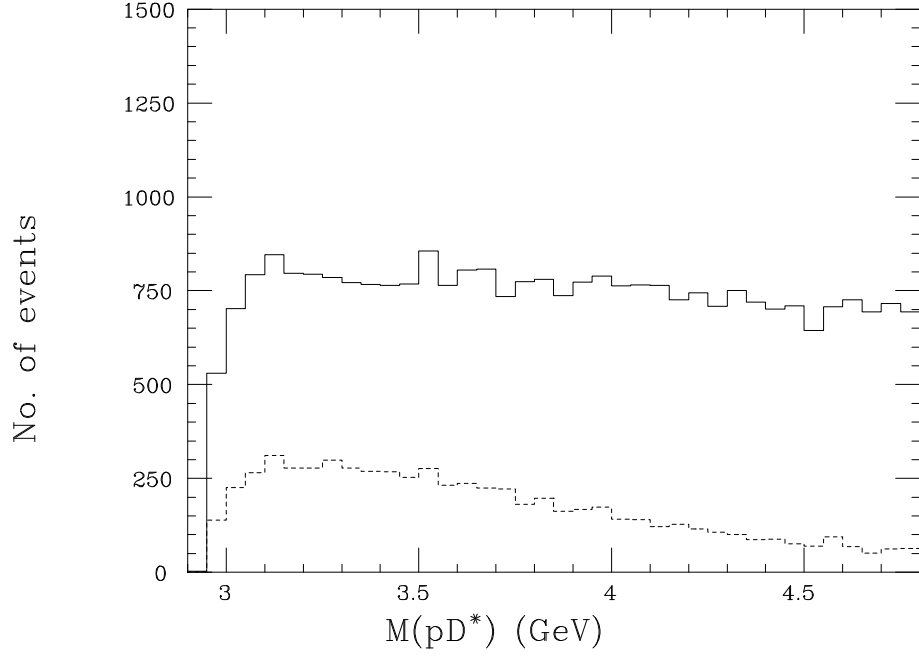


**Figure 8:** Predicted  $pD^*$  joint mass-separation distribution in  $Z^0$  decay.

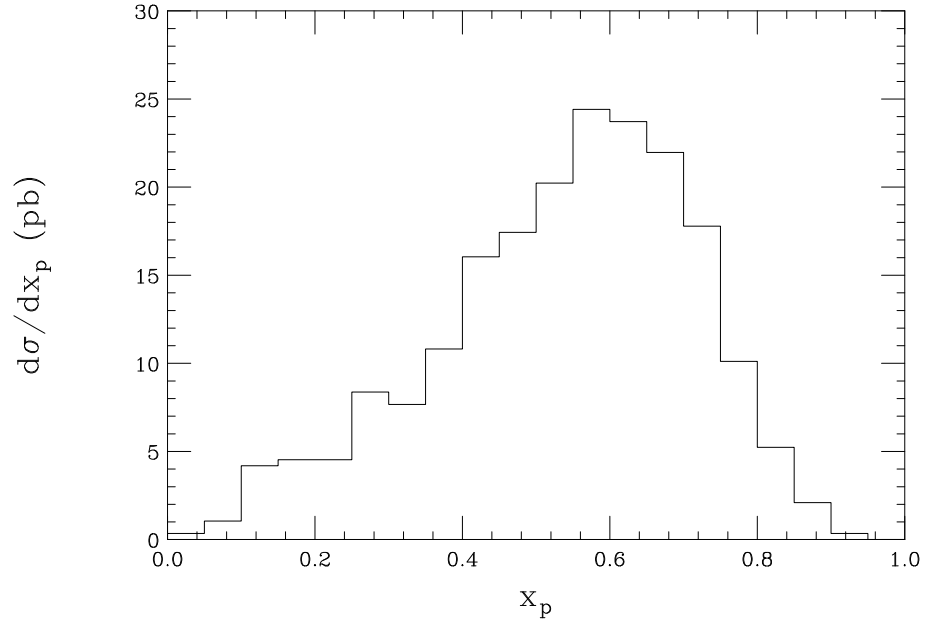
In [11] ALEPH reports 82  $D^{*-}p$  events in the mass range  $2.95 \text{ GeV} < M(D^{*-}p) < 4 \text{ GeV}$ . The total number of  $D^{*-}p$  events in this mass range in fig. 9 is about 15,000, so we would expect between 85 and 130 events to be seen, in good agreement with [11].

The mass distribution after a cut on separation is shown by the dashed histogram in fig. 9. The number of pairs in the coalescence region  $0 < \Delta x < 2 \text{ fm}$ ,  $3050 < m < 3150 \text{ MeV}$  is 576, roughly as expected from the 245 found in DIS with about half the integrated luminosity. The corresponding  $\Theta_c$  production cross section on resonance, assuming a coalescence enhancement factor of  $F_{co} \simeq 10$ , is 40 pb. Taking into account the data reduction factors above, that implies a signal of about 25-40 events per experiment in the observed decay channel.

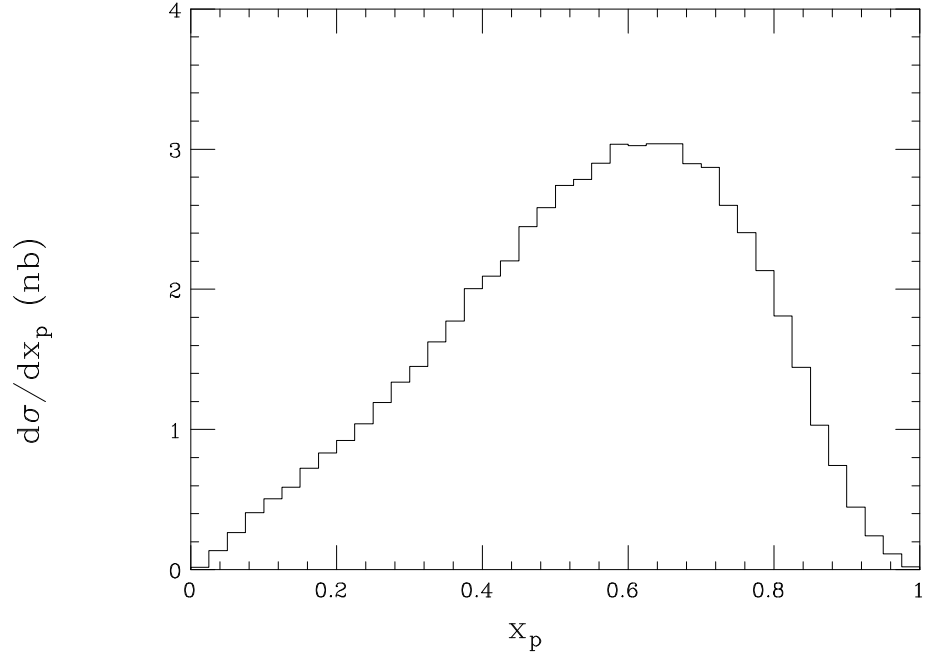
The predicted distribution of  $\Theta_c$  production with respect to the momentum fraction  $x_p = 2|\mathbf{p}|/\sqrt{s}$  is shown in fig. 10. This distribution is similar in shape to that of the  $D^{*\pm}$ , but slightly narrower (fig. 11). The predicted  $\Theta_c$  production is strongly collimated along the jet axes of the final state, as shown by the pseudorapidity and transverse momentum distributions relative to the thrust axis (figs. 12, 13).



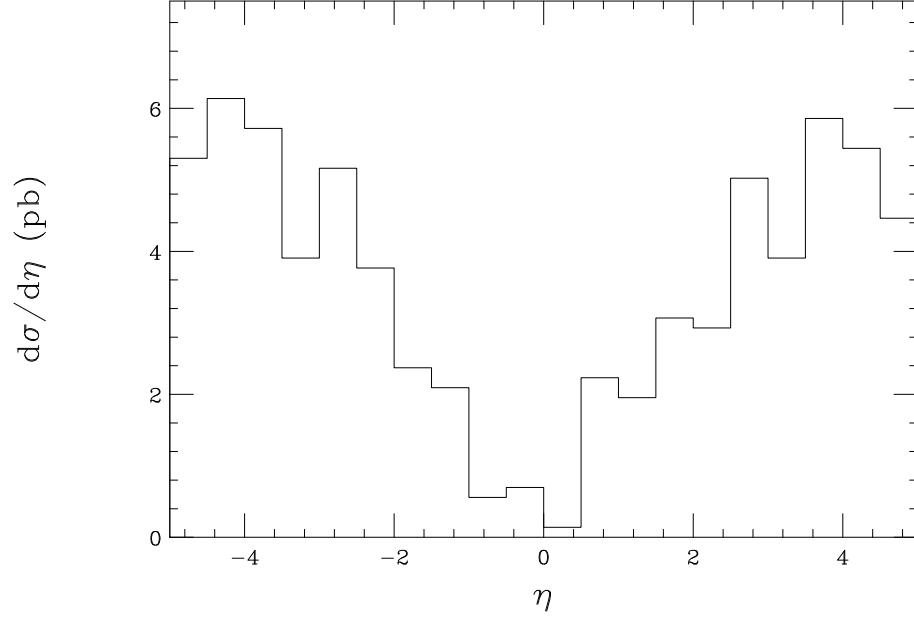
**Figure 9:** Predicted non-resonant  $pD^*$  mass distribution in  $Z^0$  decay. Solid: all  $pD^{*-}$  and  $\bar{p}D^{*+}$  pairs. Dashed: pairs with separation  $0 < \Delta x < 2$  fm.



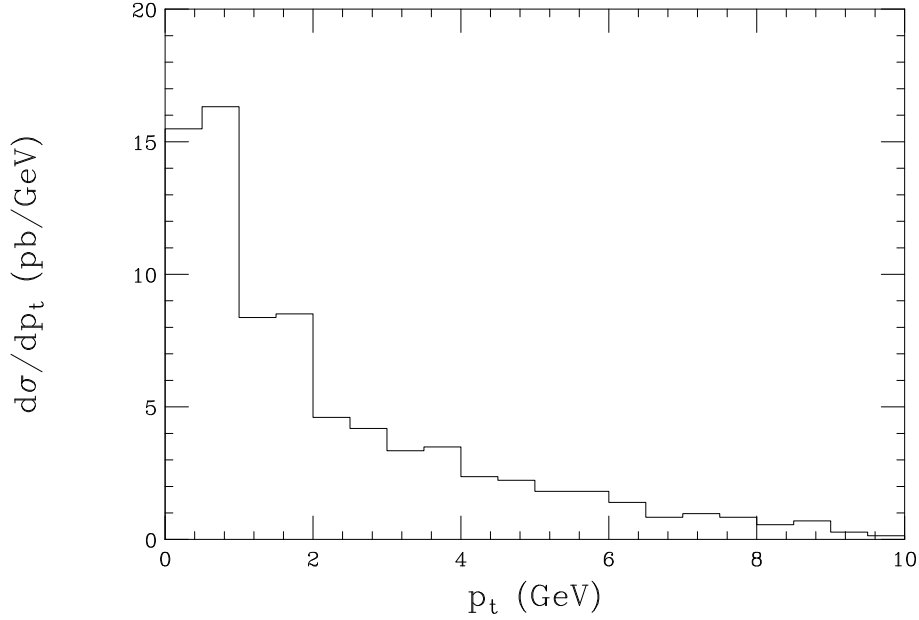
**Figure 10:** Predicted cross section  $e^+e^- \rightarrow Z^0 \rightarrow \Theta_c X$  as a function of momentum fraction.



**Figure 11:** Predicted cross section  $e^+e^- \rightarrow Z^0 \rightarrow D^{*\pm}X$  as a function of momentum fraction.



**Figure 12:** Predicted cross section  $e^+e^- \rightarrow Z^0 \rightarrow \Theta_c X$  as a function of pseudorapidity relative to the thrust axis.



**Figure 13:** Predicted cross section  $e^+e^- \rightarrow Z^0 \rightarrow \Theta_c X$  as a function of transverse momentum relative to the thrust axis.

In contrast, ALEPH reports [11] no deviation from background in the relevant mass region, i.e. no signal. Our results then have several possible interpretations:

- (a) there is no resonance and the H1 signal is due to some yet to be understood systematic effect;
- (b) H1 observed a genuine resonance, but for some reason the production mechanism in DIS is different than in  $e^+e^-$ ;
- (c) the production mechanism is the same in DIS and  $e^+e^-$  but it is not described by the coalescence model;
- (d) some crucial ingredient in the  $e^+e^-$  data analysis is not well understood.

In this context we would like to draw the reader's attention to two examples of non-exotic baryon states which are definitely known to exist, but whose study seems to be problematic at LEP.

The first example is  $\Lambda_c(2880)^+$  which is above the  $ND$  threshold. According to RPP [19], the only observed decay modes of  $\Lambda_c(2880)^+$  are  $\Lambda_c^+\pi^+\pi^-$  and  $\Sigma_c(2550)\pi$ . So is unclear why no one has seen  $\Lambda_c(2880)^+ \rightarrow DN$  ( $D^*N$  is above threshold).

An even more striking example is the non-observation of (anti)-deuterons at LEP. As already noted elsewhere [20], it is also useful to compare the rate of antideuteron and antiproton production in a given experiment. Such an analysis has been carried out by H1 [21], yielding an antideuteron/antiproton ratio of  $\bar{d}/\bar{p} = 5.0 \pm 1.0 \pm 0.5 \times 10^{-4}$  in photoproduction.

On the other hand, although the LEP experiments produced roughly one proton per  $Z^0$  decay [22] and have accumulated millions of  $Z^0$  decays on tape, very little is known about antideuteron production at LEP. The one theoretical prediction we are aware of is Ref. [23], which uses the Lund string fragmentation model to predict  $5 \times 10^{-5}$  deuterons per  $Z^0$  decay. The only relevant experimental publication we are aware of is from OPAL [24], which reports exactly *one* antideuteron candidate event which was eventually dismissed because it did not pass through the primary vertex. From this OPAL infers at 90% confidence level an upper limit on antideuteron production of  $0.8 \times 10^{-5}$  antideuterons per  $Z^0$  in the momentum range  $0.35 < p < 1.1$  GeV.

A recent estimate [25] based on this data concludes that  $\bar{d}/\bar{p} < 1.6 \times 10^{-4}$ , which is significantly less than the ratio reported by H1 [21].<sup>1</sup> The reason for this presumed difference is unknown at present. In analogy with  $\Theta_c$  formation, one can construct a coalescence model for deuteron formation. Using a similar coalescence window ( $m - m_p - m_n < 100$  MeV,  $0 < \Delta x < 2$  fm), the LEP upper limit implies a coalescence factor for  $\bar{p} + \bar{n} \rightarrow \bar{d}$ , of  $F_{\text{co}}^{(d)} < 0.1$ . It would be very valuable to have more information on antideuterons from the LEP experiments.

## 2.4 Hadroproduction results

The  $\Theta_c$  coalescence model can also be used to predict its production in hadron-hadron collisions. The only limitation, as in DIS, is that HERWIG is able to model only hard processes.<sup>2</sup> In heavy quark hadroproduction the quark mass provides a hard scale, but in the case of charm this is not large enough to ensure perturbative reliability. We therefore set a minimum transverse momentum for the hard subprocess, setting the HERWIG parameter PTMIN to 5 GeV. This means that charmed hadron production can only be predicted at transverse momenta greater than this value.

The prediction for  $D^{*\pm}$  production above 5 GeV in Tevatron Run II ( $p\bar{p}$  at  $\sqrt{S} = 2$  TeV), shown in fig. 14, is indeed in reasonable agreement with CDF preliminary data [26].

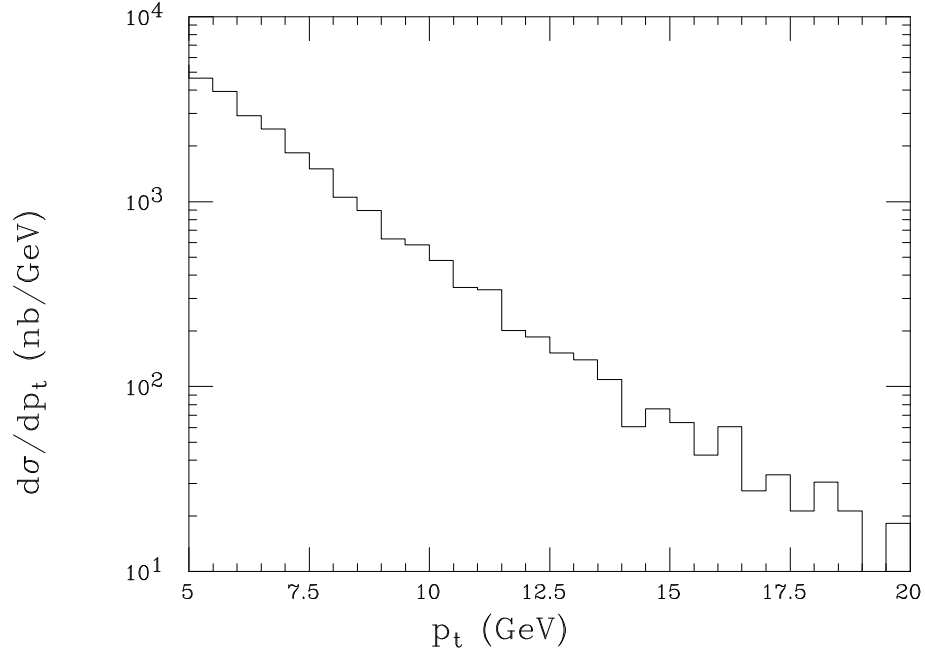
The model study presented here is based on a sample of  $10^5$  simulated charm production events. The HERWIG estimate of the charm cross section with the above transverse momentum cut is 0.15 mb. Therefore the equivalent integrated luminosity of our sample is quite small, around  $0.7 \text{ nb}^{-1}$ .

Figure 15 shows the corresponding  $pD^*$  joint distribution in mass and space-time separation, to be compared with figs. 4 and 8 for DIS and  $Z^0$  decay, respectively. We see that the distribution in hadroproduction is substantially broader in both variables. This is due to the more complex structure of hadron-hadron collisions. In particular, the underlying event (due to interactions between the beam hadron remnants) often contains protons and antiprotons formed over a longer timescale than that required for coalescence.

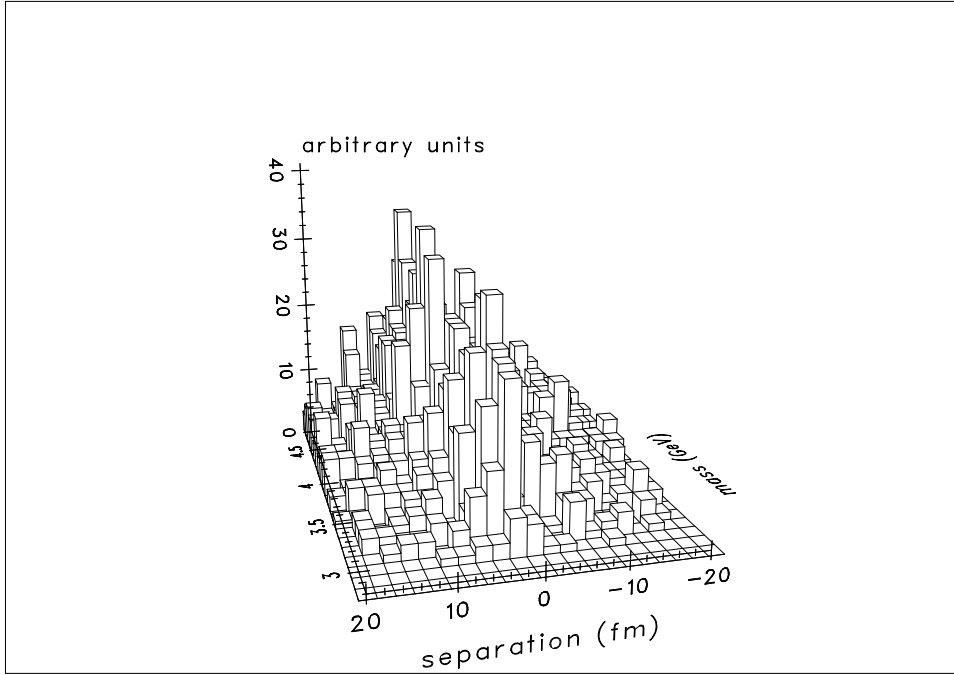
---

<sup>1</sup>We thank T. Sloan for discussion of this point.

<sup>2</sup>The results in this section include correction of an error in HERWIG in the programming of the space-time structure of the underlying event in hadron-hadron collisions. The quantitative changes are small.



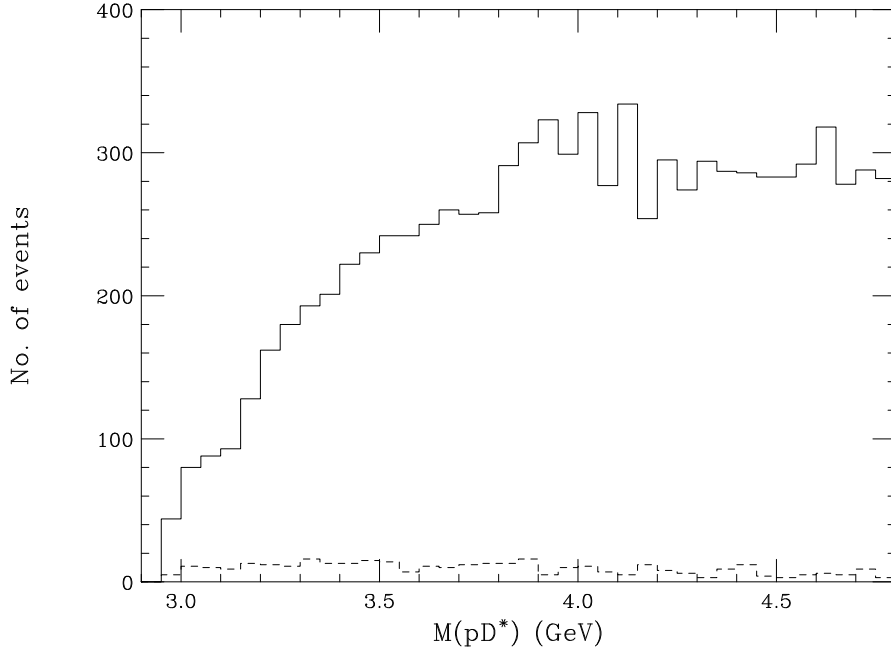
**Figure 14:** HERWIG prediction for  $D^{*\pm}$  transverse momentum distribution in  $p\bar{p}$  collisions at  $\sqrt{S} = 2$  TeV.



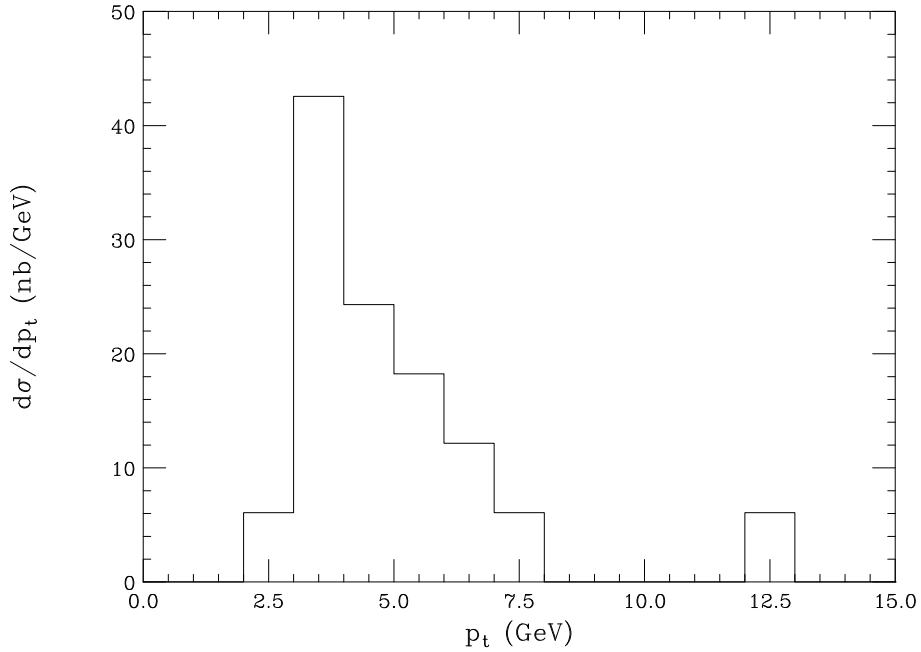
**Figure 15:** Predicted  $pD^*$  joint mass-separation distribution in charm hadroproduction at  $\sqrt{S} = 2$  TeV.

The  $pD^*$  mass distributions before and after a cut on separation are shown in fig. 16, corresponding to figs. 3 and 9. The predicted  $\Theta_c$  transverse momentum distribution is





**Figure 16:** Predicted non-resonant  $pD^*$  mass distribution in charm hadroproduction at  $\sqrt{S} = 2$  TeV. Solid: all  $pD^{*-}$  and  $\bar{p}D^{*+}$  pairs. Dashed: pairs with separation  $0 < \Delta x < 2$  fm.



**Figure 17:** Predicted  $\Theta_c$  transverse momentum distribution in  $p\bar{p}$  collisions at  $\sqrt{S} = 2$  TeV.

shown in fig. 17. The number of pairs in the coalescence region  $0 < \Delta x < 2$  fm,  $3050 < m < 3150$  MeV is 19. Taking into account coalescence factor  $F_{\text{co}} \simeq 10$ , this corresponds to 190  $\Theta_c$  events, i.e. to a  $\Theta_c$  production cross section of 285 nb. Since the integrated

luminosity already collected in Run II is of the order of  $200 \text{ pb}^{-1}$ , this corresponds to production of some 57 million  $\Theta_c$ 's. Even with an overall detection efficiency of only a few per mille, this would seem to provide an unmissable signal.

### 3. Summary and conclusions

We constructed a simple coalescence model for the production of the charmed pentaquark reported by the H1 experiment. This model can also serve as a template for estimating resonance and bound state production cross sections in a wide range of hard processes.

In the specific case discussed here pentaquark formation is assumed to occur when  $D^*p$  are in close proximity in both momentum and coordinate space. Comparing the HERWIG-generated  $D^*p$  distribution with the signal reported by H1, we determine the coalescence-enhancement factor  $F_{\text{co}} \sim 10$ . This is then applied to estimate the number of  $\Theta_c$  events in  $e^+e^-$  annihilation at LEP and  $p\bar{p}$  collisions at the Tevatron. For each of the four LEP experiments the model then predicts between 25 and 40 H1-like  $\Theta_c$  events. For the Tevatron a signal of many thousands of events would have been expected.

Since both LEP and Tevatron experiments reported null results, our analysis implies that either the H1 signal is spurious and due to an unknown systematic effect, or alternatively that it corresponds to a real resonance, whose production mechanism in DIS is substantially different from the production mechanism in  $e^+e^-$  and the Tevatron. Yet another possibility is that either the theoretical or experimental analysis is missing an essential ingredient.

The value of  $F_{\text{co}} \sim 10$  required to account for the H1 data is surprisingly large. In the event that further analysis of the data implies a smaller signal, or an upper limit, the value of  $F_{\text{co}}$  can be scaled down to obtain the correspondingly reduced predictions for  $e^+e^-$  and  $p\bar{p}$ . It should be noted that only the overall normalization of the predicted distributions and not their shapes will be affected by this procedure. As remarked in sect. 2.2, one possible effect that would lead to a reduced estimate of  $F_{\text{co}}$  is a higher proton yield in charm production in DIS, relative to the HERWIG prediction.

### Acknowledgments

The research of one of us (M.K.) was supported in part by a visiting fellowship grant from the Royal Society, by the United States-Israel Binational Science Foundation (BSF), Jerusalem and by Israel Science Foundation administered by the Israel Academy of Sciences and Humanities. We would like to thank Yeon Sei Chung, Karin Daum, Leonin Gladilin, Peter Hansen, Uri Karshon and Terry Sloan for useful discussions of the experimental data.

### References

- [1] T. Nakano *et al.* [LEPS Coll.], Phys. Rev. Lett. **91**, 012002 (2003), hep-ex/0301020;
- [2] V. V. Barmin *et al.* [DIANA Coll.], Phys. Atom. Nucl. **66**, 1715 (2003) [Yad. Fiz. **66**, 1763 (2003)], hep-ex/0304040; S. Stepanyan *et al.* [CLAS Coll.], Phys. Rev. Lett. **91**, 252001

- (2003), hep-ex/0307018; J. Barth *et al.* [SAPHIR Coll.], hep-ex/0307083; A. E. Asratyan, A. G. Dolgolenko and M. A. Kubantsev, hep-ex/0309042; V. Kubarovsky *et al.* [CLAS Coll.], [Phys. Rev. Lett. **92**, 032001 (2004)] Erratum – *ibid.* **92**, 049902 (2004), hep-ex/0311046; R. Togoo *et al.*, Proc. Mongolian Acad. Sci., **4** (2003) 2; A. Airapetian *et al.* [HERMES Coll.], Phys. Lett. B **585**, 213 (2004) hep-ex/0312044; A. Aleev *et al.* [SVD Coll.], hep-ex/0401024; M. Abdel-Bary *et al.* [COSY-TOF Coll.], hep-ex/0403011; P. Z. Aslanyan, V. N. Emelyanenko and G. G. Rikhkvitzkaya, hep-ex/0403044; S. Chekanov *et al.* [ZEUS Coll.], hep-ex/0403051; T. Nakano, talk at NSTAR 2004, March 24-27, Grenoble, France, <http://lpsc.in2p3.fr/congres/nstar2004/talks/nakano.pdf> ; Y. A. Troyan *et al.*, hep-ex/0404003.
- [3] M. Karliner and H. J. Lipkin, hep-ph/0307343.
  - [4] M. Karliner and H. J. Lipkin, hep-ph/0307243. M. Karliner and H.J. Lipkin, Phys. Lett. B **575** (2003) 249.
  - [5] J. L. Rosner, Phys. Rev. D **69**, 094014 (2004), hep-ph/0312269.
  - [6] T. E. Browder, I. R. Klebanov and D. R. Marlow, Phys. Lett. B **587**, 62 (2004), hep-ph/0401115.
  - [7] S. Armstrong, B. Mellado and S. L. Wu, hep-ph/0312344.
  - [8] A. Aktas *et al.* [H1 Collaboration], Phys. Lett. B **588**, 17 (2004), hep-ex/0403017.
  - [9] L. Gladilin [on behalf of ZEUS Coll.], DESY seminar 12/3/04, <http://webcast.desy.de/Pentaquark120304.htm> ; U. Karshon [on behalf of ZEUS Coll.], talk at DIS 2004, Strbské Pleso, Slovakia, 14-18 April, <http://www.saske.sk/dis04/talks/D/karshon.ps.gz> ; ZEUS Coll., hep-ex/0409033.
  - [10] “A Search for a State which Decays to a Charged  $D^*$  and Proton at FOCUS”, [http://www-focus.fnal.gov/penta/penta\\_charm.html](http://www-focus.fnal.gov/penta/penta_charm.html) .
  - [11] P. Hansen [for ALEPH Coll.], talk at DIS 2004, <http://www.saske.sk/dis04/talks/C/hansen.pdf> ; S. Schael *et al.*, [ALEPH Coll.], CERN-PH-EP-2004-038, to appear in Phys. Lett. B, <http://cdsweb.cern.ch/search.py?recid=789636> .
  - [12] Yeon Sei Chung [for the CDF collaboration], Chicago Flavor Seminar, <http://b0urpc.fnal.gov/~yschung/Chicago-Flavor.pdf> .
  - [13] G. Corcella *et al.*, JHEP **0101** (2001) 010 [arXiv:hep-ph/0011363].
  - [14] G. Corcella *et al.*, arXiv:hep-ph/0210213.
  - [15] T. Sjostrand and V. A. Khoze, Z. Phys. C **62** (1994) 281 [arXiv:hep-ph/9310242].
  - [16] A. D. Martin, R. G. Roberts, W. J. Stirling and R. S. Thorne, Phys. Lett. B **443** (1998) 301 [arXiv:hep-ph/9808371].
  - [17] A. Aktas *et al.* [H1 Collaboration], arXiv:hep-ex/0408149.
  - [18] S. Chekanov *et al.* [ZEUS Collaboration], Phys. Rev. D **69** (2004) 012004 [arXiv:hep-ex/0308068]; M. Wing, arXiv:hep-ex/0407049.
  - [19] S. Eidelman *et al.*, Phys. Lett. **B592**, 1 (2004).

- [20] M. Karliner and H. J. Lipkin, arXiv:hep-ph/0405002.
- [21] A. Aktas *et al.* [H1 Collaboration], hep-ex/0403056.
- [22] I. G. Knowles and G. D. Lafferty, J. Phys. G **23**, 731 (1997) hep-ph/9705217.
- [23] G. Gustafson and J. Hakkinen, Z. Phys. C **61**, 683 (1994).
- [24] R. Akers *et al.* [OPAL Collaboration], Z. Phys. C **67**, 203 (1995).
- [25] T. Sloan, private communication.
- [26] P. J. Bussey, arXiv:hep-ex/0408020.