

FTUAM 04/18  
IFT-UAM/CSIC-04-43  
hep-ph/0407352  
July 2004

## A comparison between direct and indirect dark matter search

Y. Mambrini and C. Muñoz

Departamento de Física Teórica C-XI and Instituto de Física Teórica C-XVI,  
Universidad Autónoma de Madrid, Cantoblanco, 28049 Madrid, Spain.

### Abstract

We carry out a comparison between different kinds of experiments for the detection of neutralino dark matter. In particular, we discuss first the theoretical predictions for the direct detection of these particles through their elastic scattering on target nuclei through nuclear recoils, as well as their indirect detection through the gamma rays produced by their annihilation in the galactic center. For the comparison we pay special attention to points which will be testable by very sensitive experiments, such as e.g. EDELWEISS II and GENIUS for direct detection, and GLAST for indirect detection. We perform the analysis in the framework of a general SUGRA theory, allowing the presence of non-universal soft scalar and gaugino masses in the parameter space.

# Contents

<b>1</b>	<b>Introduction</b>	<b>1</b>
<b>2</b>	<b>SUGRA predictions for the detection of dark matter</b>	<b>3</b>
<b>3</b>	<b>A comparison between direct and indirect detection</b>	<b>6</b>
<b>4</b>	<b>Conclusions</b>	<b>16</b>

# 1 Introduction

A weakly interacting massive particle (WIMP) is one of the most interesting candidates for dark matter in the Universe. The main reason being that WIMPs can be left over from the Big Bang in the right amount to account for the observed matter density. Let us recall that the observations of galactic rotation curves [1], cluster of galaxies, and large scale flows [2], imply  $0.1 \lesssim \Omega_{DM} h^2 \lesssim 0.3$ . In addition, the recent data obtained by the WMAP satellite [3] confirm that dark matter must be present with  $0.094 \lesssim \Omega_{DM} \lesssim 0.129$ .

Many direct detection experiments have been carried out around the world in order to detect WIMPs [4]. These particles cluster gravitationally in our galaxy, and therefore there must be a flux of them on the Earth. This flux can be detected by observing the elastic scattering of WIMPs on target nuclei through nuclear recoils. In fact, one of the experiments, the DAMA collaboration, reported data favouring the existence of a WIMP signal [5]. Taking into account uncertainties on the halo model, it was claimed that the preferred range of the WIMP-nucleon cross section is  $\sigma \approx 10^{-6} - 10^{-5}$  pb for a WIMP mass smaller than 500 – 900 GeV [6, 5]. Unlike this spectacular result other collaborations such as CDMS [7] and EDELWEISS [8], claim to have excluded important regions of the DAMA parameter space.

This controversy may be solve in the future by these and other projected experiments. For example, GEDEON [9] will be able to explore positively a WIMP-nucleon cross section  $\sigma \gtrsim 3 \times 10^{-8}$  pb. Similar cross sections will also be tested by EDELWEISS II. CDMS Soudan (an expansion of the CDMS experiment in the Soudan mine), will be able to test  $\sigma \gtrsim 2 \times 10^{-8}$  pb. In fact, while this paper was in preparation, the Soudan experiment reported its first results [10], and these are even stronger than those of EDELWEISS. Let us finally mention that the most sensitive detector will be GENIUS [11], which will be able to test a WIMP-nucleon cross section as low as  $\sigma \approx 10^{-9}$  pb.

On the other hand, there are also promising methods for the indirect detection of WIMPs through the analysis of their annihilation products [12]. One of them consists of detecting the gamma rays produced by these annihilations in the galactic halo. For this, one uses atmospheric Cherenkov telescopes or space-based gamma-ray detectors. Similarly to the case of direct detection, one of the space-based experiments, the Energetic Gamma-Ray Experiment Telescope (EGRET) on the Compton Gamma-Ray Observatory, detected a signal [13] that apparently cannot be explained with the usual gamma-ray background. In particular, after five years of mapping the gamma-ray sky up to an energy of about 20 GeV, there are evidences of a source of gamma rays above about 1 GeV in the galactic center region with a value for the integrated flux  $\Phi_\gamma$  of about  $10^{-8} \text{ cm}^{-2} \text{ s}^{-1}$ . It is worth noticing, however, that alternative explanations for this result have been proposed modifying conveniently the standard theory of galactic gamma ray [14].

As in the case of direct detection, projected experiments might clarify the situation. For example, a larger sensitivity will be provided by the Gamma-ray Large Area Space Telescope (GLAST) [15], which is scheduled for launch in 2006. In addition, energies as high as 300 GeV can be measured testing models with heavy dark matter more easily than EGRET. Even if alternative explanations solve the data problem pointed out by

EGRET, GLAST will be able to detect a smaller flux of gamma rays from dark matter  $\Phi_\gamma \sim 10^{-10} \text{ cm}^{-2} \text{ s}^{-1}$ . Besides, ground-based atmospheric Cherenkov telescopes are complementary to space-based detectors. For example, the High Energy Stereoscopic System (HESS) experiment [16], which has begun operations with four telescopes, has a large effective area of  $10^5 \text{ m}^2$  (versus  $1 \text{ m}^2$  for GLAST) allowing the detection of very high energy fluxes  $\gtrsim 1 \text{ TeV}$ . On the contrary, the energy threshold is larger,  $E_\gamma > 60 \text{ GeV}$ .

Given the experimental situation described above, concerning the detection of dark matter, it is natural to wonder how big the scattering (annihilation) cross section for its direct (indirect) detection can be. Obviously, this analysis is crucial in order to know the possibility of detecting dark matter in the experiments. However, the answer to this question depends on the particular WIMP considered. The leading candidate in this class of particles is the lightest neutralino,  $\tilde{\chi}_1^0$ , which appears in supersymmetric (SUSY) extensions of the standard model [17].

For the case of direct detection, the analysis of neutralino dark matter has been carried out with the following results. In the usual minimal supergravity (mSUGRA) scenario, where the soft terms of the minimal supersymmetric standard model (MSSM) are assumed to be universal at the unification scale,  $M_{GUT} \approx 2 \times 10^{16} \text{ GeV}$ , and radiative electroweak symmetry breaking is imposed, the cross section turns out to be small,  $\sigma_{\tilde{\chi}_1^0-p} \lesssim 3 \times 10^{-8} \text{ pb}$  [4]. Clearly, in this case, current direct-detection experiments are not sufficient and more sensitive detectors producing further data, such as e.g. GENIUS, are needed. However, this result can be modified by taking into account possible departures from the mSUGRA scenario. In particular, a more general situation in the context of SUGRA than universality, the presence of non-universal soft scalar and gaugino masses, may increase the cross section significantly (for recent works see e.g. [18, 19, 20] and references therein).

For the indirect detection of dark matter through gamma rays, similar theoretical analyses have been carried out for the case of mSUGRA [12, 21, 22, 23, 24, 25, 26]. Neutralino annihilations in the galactic center region seem not to be able to explain the excess of gamma-ray fluxes detected by EGRET. In fact, only small regions of the parameter space of mSUGRA may be compatible with the sensitivity of GLAST and HESS, for standard dark matter density profiles such as the Navarro, Frenk and White (NFW) one. However, as in the direct detection case, when non-universal scalar and gaugino masses are allowed, the annihilation cross section may increase significantly, producing larger gamma-ray fluxes [26]<sup>1</sup>.

Given the above theoretical results, it would be interesting to carry out a comparison of the sensitivity of both kinds of experiments, namely direct versus indirect detection of dark matter. This is precisely the aim of this paper. In Section 2 we will review very briefly the above results concerning the direct and indirect detection of neutralino dark matter in a general SUGRA theory. Taking into account this discussion, in Section 3 we will compare the sensitivity of both kinds of experiments in the parameter space of SUGRA. In particular, we will pay special attention to points which will be testable by very sensitive experiments, such as e.g. EDELWEISS II, GENIUS, GLAST. Finally,

---

<sup>1</sup>For analyses in the context of the effMSSM scenario, where the parameters are defined directly at the electroweak scale, see e.g. the recent works [27, 28, 29].

the conclusions are left for Section 4.

## 2 SUGRA predictions for the detection of dark matter

In this section we will briefly review the SUGRA scenario and its impact on the direct and indirect detection of neutralino dark matter. Let us first recall that in mSUGRA, where the soft terms are assumed to be universal, and radiative electroweak symmetry breaking is imposed, one has only four free parameters defined at the GUT scale: the soft scalar mass  $m$ , the soft gaugino mass  $M$ , the soft trilinear coupling  $A$ , and  $\tan\beta$ . In addition, the sign of the Higgsino mass parameter,  $\mu$ , remains also undetermined by the minimization of the Higgs potential.

Using these parameters the neutralino-proton cross section has been analysed exhaustively in the literature. The result is that the scalar cross section is small, and only future detectors such as GENIUS will be able to cover some regions of the parameter space (for a recent analysis, see e.g. [18]). Similar results are obtained when gamma-ray fluxes from the galactic center are studied in the framework of mSUGRA. In particular, the annihilation cross section of neutralinos is small, and we need future detectors such as GLAST to be analysed at least some regions.

However, as discussed in detail in [18, 19, 20], in the context of direct detection, and in [26] for indirect detection, both cross sections mentioned above can be increased significantly when the structure of mSUGRA soft terms is abandoned<sup>2</sup>. Therefore larger regions of the parameter space can be covered by the experiments. Following those works, there are several interesting possibilities when non-universal scalars and gauginos are considered in a general SUGRA theory.

On the one hand, parameterising the non-universalities in the Higgs sector, at the GUT scale, as follows:

$$m_{H_d}^2 = m^2(1 + \delta_1) , \quad m_{H_u}^2 = m^2(1 + \delta_2) , \quad (2.1)$$

one has three representative cases:

$$\begin{aligned} a) \quad \delta_1 &= 0 & , \quad \delta_2 &= 1 , \\ b) \quad \delta_1 &= -1 & , \quad \delta_2 &= 0 , \\ c) \quad \delta_1 &= -1 & , \quad \delta_2 &= 1 . \end{aligned} \quad (2.2)$$

On the other hand, parameterising the non-universalities in the gaugino sector as follows:

$$M_1 = M , \quad M_2 = M(1 + \delta'_2) , \quad M_3 = M(1 + \delta'_3) , \quad (2.3)$$

---

<sup>2</sup>In this sense, it is worth noticing that such a non-universal structure can be recovered in the low-energy limit of some phenomenologically appealing string scenarios. This is the case, for example, of D-brane constructions in the type I string [31]. An analysis of direct detection of neutralinos in these scenarios was carried out in [32]. An analysis of the gamma-ray fluxes might also be interesting [33]. On the other hand, AMSB scenarios in an effective heterotic framework were studied in Ref. [24, 34].

where  $M_{1,2,3}$  are the bino, wino and gluino masses, respectively, one has the representative case:

$$d) \delta'_3 = -0.4 \quad , \quad \delta'_2 = 0 \quad , \quad . \quad (2.4)$$

Of course, as discussed in detail in [20], the combination of both non-universalities, scalars and gauginos, gives also rise to other interesting possibilities. In particular, these are choices giving rise to very light neutralinos. These are obtained for example using the scalar non-universalities given in Eq. (2.2), and adding gaugino non-universalities. A representative cases is  $\delta'_{2,3} = 3$

As mentioned above, one can find in [18, 20], and [26], a detailed study of all these cases, and in particular of the computation of neutralino-proton cross sections  $\sigma_{\tilde{\chi}_1^0-p}$  and gamma-ray fluxes  $\Phi_\gamma$ , respectively. As an example, we show in Fig. 1 the values of  $\sigma_{\tilde{\chi}_1^0-p}$  as a function of the neutralino mass  $m_{\tilde{\chi}_1^0}$ , for the case *a)* with  $\tan\beta = 35$ ,  $A = 0$  and  $\mu > 0$ . The areas that will be covered in the future by two very sensitive detectors, EDELWEISS II and GENIUS, are shown. Likewise, for the same case, we show in Fig. 2 the values of  $\Phi_\gamma$  as a function of  $m_{\tilde{\chi}_1^0}$ . In addition to EGRET, we show in the figure the region that will be covered by GLAST experiment. For the sake of definiteness, we use in our analysis of the gamma-ray flux an angular acceptance of the detector  $\Delta\Omega = 10^{-3}$  sr, and a NFW profile [35]. The results can easily be extended to other profiles. For example, the flux produced by the Moore et al. profile [36] is about two orders of magnitude larger than the one produced by the NFW, and this is about two orders of magnitude larger than the flux produced by the Isothermal and Kravtsov et al. [37] profiles (see e.g. Table 1 in [26]).

Let us remark that in the figures, only points allowed by all experimental constraints are shown. In particular, the lower bounds on the masses of the SUSY particles and on the lightest Higgs have been implemented, as well as the experimental bounds on the branching ratio of the  $b \rightarrow s\gamma$  process and on  $a_\mu^{\text{SUSY}}$ . Concerning the latter, we have taken into account the recent experimental result for the muon anomalous magnetic moment [38], as well as the most recent theoretical evaluations of the Standard Model contributions [39]. It is found that when  $e^+e^-$  data are used the experimental excess in  $(g_\mu - 2)$  would constrain a possible SUSY contribution to be  $a_\mu^{\text{SUSY}} = (27.1 \pm 10) \times 10^{-10}$ . At  $2\sigma$  level this implies  $7.1 \times 10^{-10} \lesssim a_\mu^{\text{SUSY}} \lesssim 47.1 \times 10^{-10}$ , and therefore only cases with  $\mu > 0$  are interesting. It is worth noticing here that when tau data are used a smaller discrepancy with the experimental measurement is found. In order not to exclude the latter possibility we will show the line  $a_\mu^{\text{SUSY}} = 7.1 \times 10^{-10}$  in the figures throughout the paper. The region of the parameter space to the right of this line will be forbidden (allowed) if one consider electron (tau) data.

Concerning the astrophysical bounds on the relic density, we show in the figures with black stars points with  $0.094 < \Omega_{\tilde{\chi}_1^0} h^2 < 0.129$ , and therefore favoured by WMAP. Points with  $0.129 < \Omega_{\tilde{\chi}_1^0} h^2 < 0.3$  are shown with magenta triangles. We also consider the possibility that not all the dark matter is made of neutralinos, allowing  $0.03 < \Omega_{\tilde{\chi}_1^0} h^2 < 0.094$ . In this case we have to rescale the density of neutralinos in the galaxy  $\rho(r)$  by a factor  $\Omega_{\tilde{\chi}_1^0} h^2 / 0.094$ . Points corresponding to this possibility are shown with blue boxes. For details on how the rest of the experimental bounds are implemented, and which programs are used to carry out the evaluation, see [26].

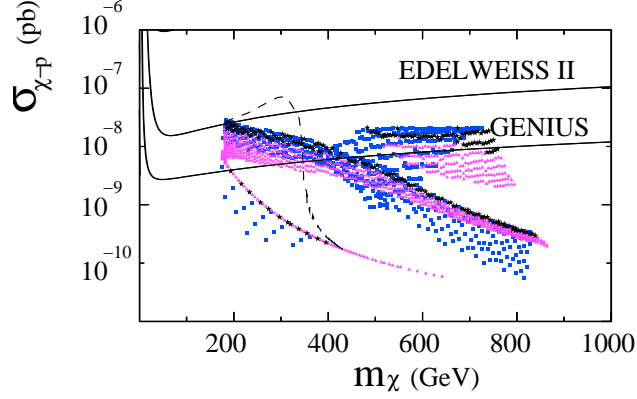


Figure 1: Scatter plot of the scalar neutralino-proton cross section  $\sigma_{\tilde{\chi}_1^0-p}$  as a function of the neutralino mass  $m_{\tilde{\chi}_1^0}$  in the non-universal scalar case *a)*  $\delta_1 = 0$ ,  $\delta_2 = 1$ , discussed in Eq. (2.2), for  $\tan\beta = 35$  and  $A = 0$ , with  $\mu > 0$ . The region to the right of the dashed line corresponds to  $a_\mu^{\text{SUSY}} < 7.1 \times 10^{-10}$ , and would be excluded (allowed) by electron (tau) data. The points in the figure fulfil all other experimental constraints and they have  $0.129 < \Omega_{\tilde{\chi}_1^0} h^2 < 0.3$  (magenta triangles),  $0.094 < \Omega_{\tilde{\chi}_1^0} h^2 < 0.129$  (black stars), and  $0.03 < \Omega_{\tilde{\chi}_1^0} h^2 < 0.094$  (blue boxes) with the appropriate rescaling of the density of neutralinos in the galaxy as discussed in the text. From top to bottom, the upper area bounded by the first (second) solid line will be analyzed by the projected EDELWEISS II (GENIUS) experiment.

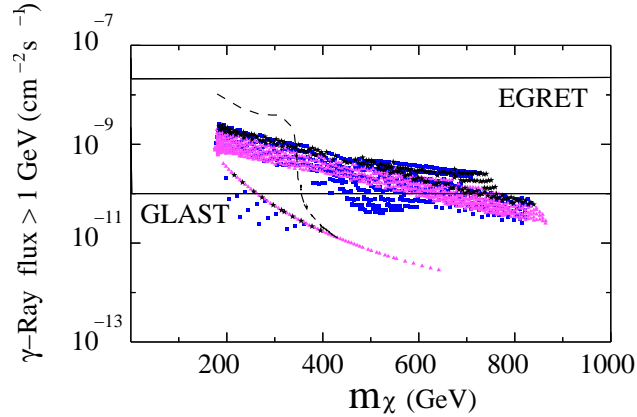


Figure 2: The same as in Fig. 1 but for gamma-ray integrated flux  $\Phi_\gamma$  for a threshold of 1 GeV versus the neutralino mass  $m_{\tilde{\chi}_1^0}$ . A NFW profile is used. Now, from top to bottom, the first solid line corresponds to the signal reported by EGRET, and the upper area bounded by the second solid line will be analyzed by GLAST experiment.

### 3 A comparison between direct and indirect detection

As discussed in detail in previous sections there are many experiments in preparation for the direct and indirect detection of dark matter, and they will be able to cover an important range of the parameter space of SUSY models. Thus, in principle, it might be possible that this means of detection were able to probe a dark matter signal before the end of the decade. Therefore, it becomes interesting to compare both kinds of experiments. In particular, we will compare the direct detection of neutralinos, through their elastic scattering on target nuclei through nuclear recoils, with the indirect detection of neutralinos, through the gamma rays produced by their annihilation in the galactic center.

Let us start with the simple mSUGRA scenario where the soft terms are universal at the GUT scale. In Fig. 3 we show in red the points fulfilling all experimental and astrophysical constraints discussed in the previous section, in the parameter space  $(m, M)$ . The black colour on top of these indicates those points that will be testable by the experiments. In particular, on the left and central frames we use two very sensitive experiments for the direct detection of dark matter, EDELWEISS II and GENIUS, respectively. On the right frame we use the indirect detection experiment GLAST, assuming the NFW density profile for the theoretical computation of the signal. This figure is for  $\tan \beta = 35$ , and throughout the paper we are using  $A = 0$  and  $\mu > 0$ .

Although indirect detection experiments will be able to test larger regions of the parameter space than direct detection ones, these regions are in any case small, and most of the points will avoid detection. Let us recall, however, that we are working with a NFW profile in our computation of gamma-ray fluxes. Since the Moore et al. profile is about two orders of magnitude larger, one should expect more detectability. This is summarized for different density profiles in Fig. 4, where  $\text{Log}(\frac{\text{signal}}{\text{sensitivity}})$  as a function of  $m_{\tilde{\chi}_1^0}$  is shown. For direct detection the signal consists of  $\sigma_{\tilde{\chi}_1^0-p}$  and the sensitivity used in the plot is the one of the GENIUS experiment (see Fig. 1). For indirect detection the signal consists of  $\Phi_\gamma$  and the sensitivity used is the one of the GLAST experiment (see Fig. 2). The solid line separates points which are detectable (upper region) from those which are not (lower region).

We have also analyzed very large values of  $\tan \beta$ , such as 50. In this case the difference of sensitivity between direct and indirect detection experiments is more obvious. Whereas the region of the parameter space that will be tested by GENIUS is very similar to the one of the previous case with  $\tan \beta = 35$ , the region tested by GLAST increases significantly. Note, finally, that EDELWEISS II will not be able to detect any neutralino in the framework of mSUGRA.

On the other hand, for non-universal Higgs masses the experimental situation changes significantly. Larger regions of the parameter space become available, mainly for GENIUS and GLAST. This can be seen in Figs. 5 to 10, which can be compared with Figs. 3 and 4 of mSUGRA. This effect is clearly stronger for the indirect detection. For example, only small regions of the parameter space will be tested by GENIUS for cases *b*) and *c*), whereas most of parameter space will be tested by GLAST.

The situation for non-universal gauginos is also qualitatively similar, and we show



this in Figs. 11 and 12

Finally, the other three representative cases mentioned in the previous section, with a very light neutralino mass, can be seen in Figs. 13 to 18. The same comments as above, for non-universal scalars, can be applied here.

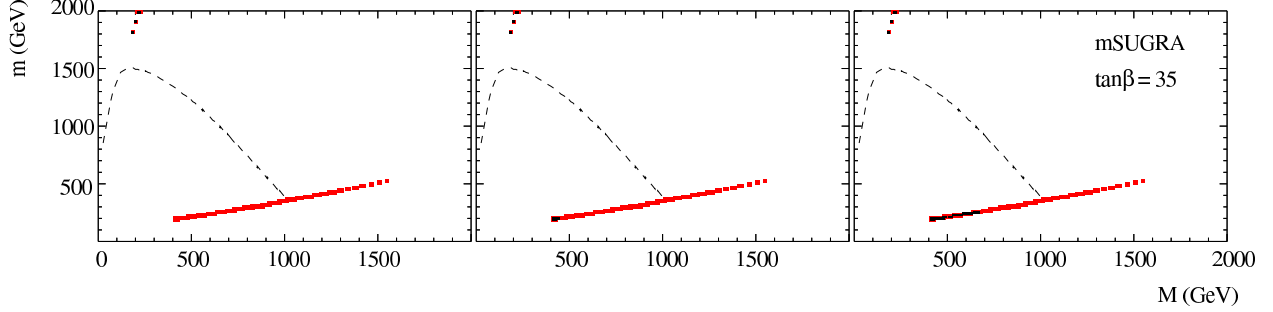


Figure 3: Points fulfilling all experimental constraints with  $0.1 < \Omega_{\tilde{\chi}_1^0} h^2 < 0.3$  (red) in the parameter space of the mSUGRA scenario ( $m$ ,  $M$ ) for  $\tan \beta = 35$ ,  $A = 0$  and  $\mu > 0$ . The black colour on top of these indicates those points that will be testable by EDELWEISS II (left), GENIUS (center), and GLAST (right) assuming the NFW density profile in the theoretical computation. The region to the right of the dashed line corresponds to  $a_\mu^{\text{SUSY}} < 7.1 \times 10^{-10}$ , and would be excluded (allowed) by electron (tau) data.

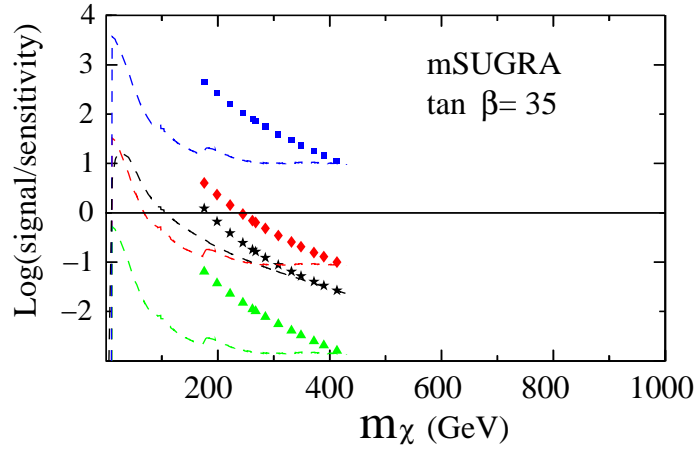


Figure 4:  $\text{Log}(\frac{\text{signal}}{\text{sensitivity}})$  as a function of the neutralino mass  $m_{\tilde{\chi}_1^0}$  for points fulfilling all experimental constraints with  $0.094 < \Omega_{\tilde{\chi}_1^0} h^2 < 0.129$ . The solid line separates points which are detectable (upper region) from those which are not (lower region). Black stars are associated to the case of direct detection, where the signal corresponds to  $\sigma_{\tilde{\chi}_1^0-p}$  and the sensitivity used is the one of GENIUS. The rest of the points are associated to the case of indirect detection through gamma-rays, where the signal corresponds to  $\Phi_\gamma$  and the sensitivity used is the one of GLAST. Results for different density profiles are shown: Moore et al. (blue boxes), NFW (red diamond), Kavtsov et al. (green triangle). For each profile, the region to the right of the dashed line corresponds to  $a_\mu^{\text{SUSY}} < 7.1 \times 10^{-10}$ , and would be excluded (allowed) by electron (tau) data.

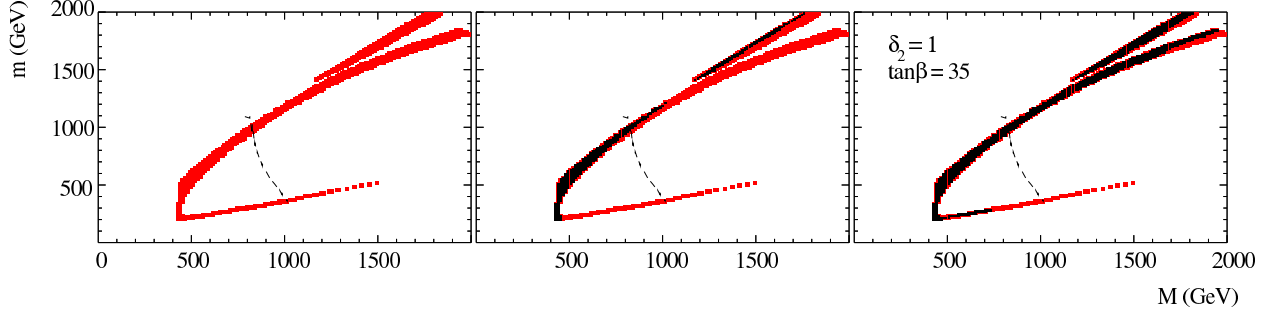


Figure 5: The same as in Fig. 3 but for the non-universal scalar case  $a)$   $\delta_1 = 0$ ,  $\delta_2 = 1$ , discussed in Eq. (2.2).

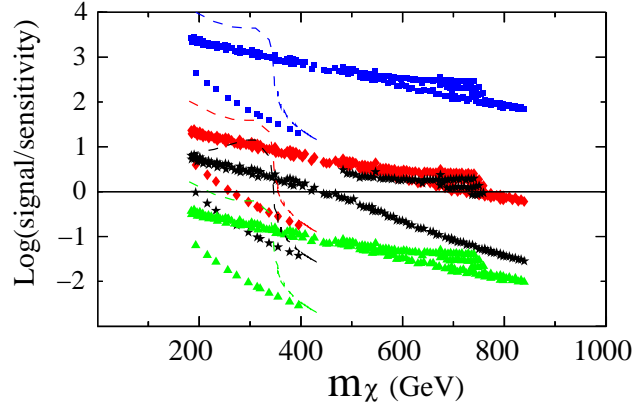


Figure 6: The same as in Fig. 4 but for the non-universal scalar case  $a)$   $\delta_1 = 0$ ,  $\delta_2 = 1$ , discussed in Eq. (2.2).

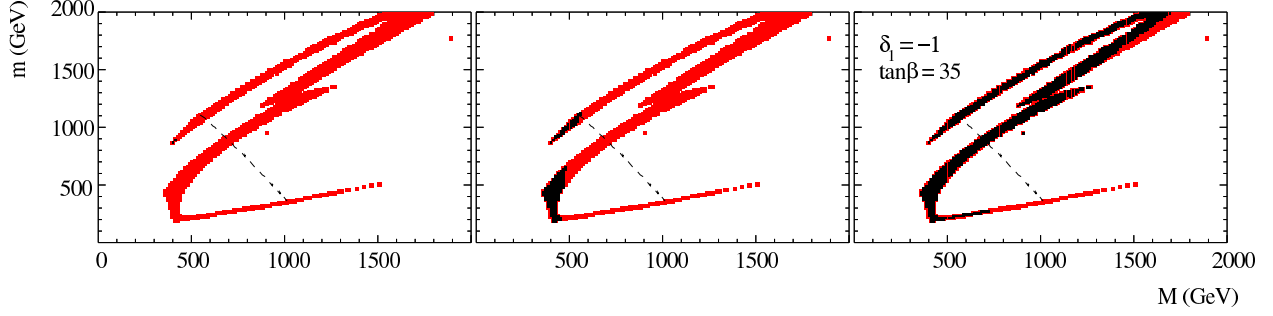


Figure 7: The same as in Fig. 3 but for the non-universal scalar case  $b) \delta_1 = -1, \delta_2 = 0$ , discussed in Eq. (2.2).

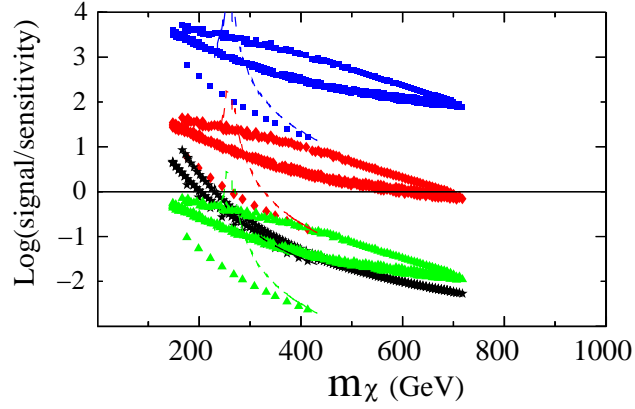


Figure 8: The same as in Fig. 4 but for the non-universal scalar case  $b) \delta_1 = -1, \delta_2 = 0$ , discussed in Eq. (2.2).

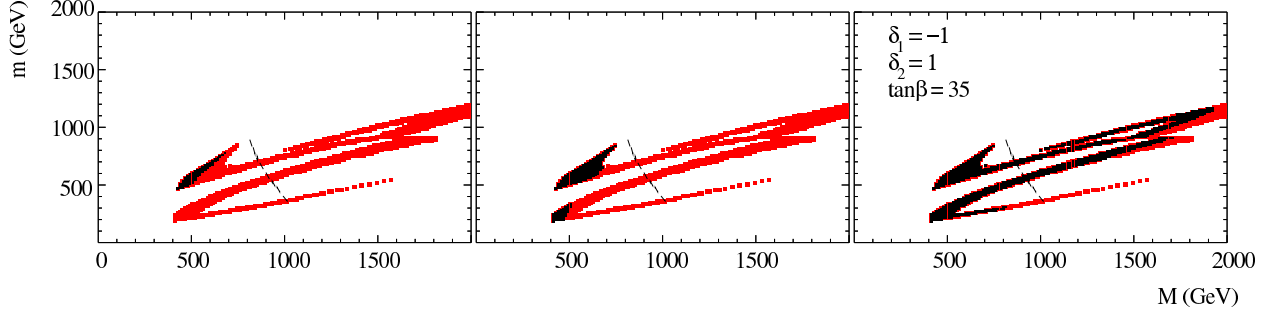


Figure 9: The same as in Fig. 3 but for the non-universal scalar case  $c)$   $\delta_1 = -1$ ,  $\delta_2 = 1$ , discussed in Eq. (2.2).

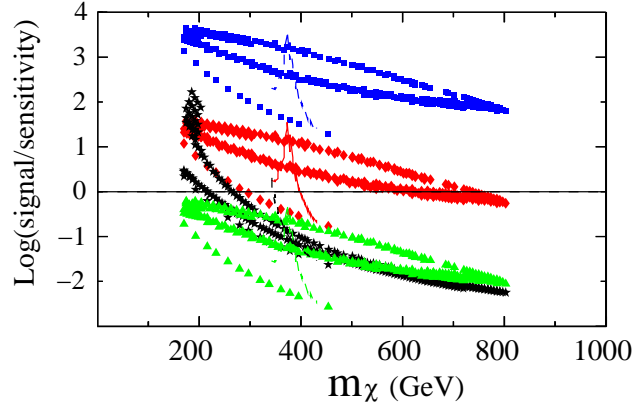


Figure 10: The same as in Fig. 4 but for the non-universal scalar case  $c)$   $\delta_1 = -1$ ,  $\delta_2 = 1$ , discussed in Eq. (2.2).

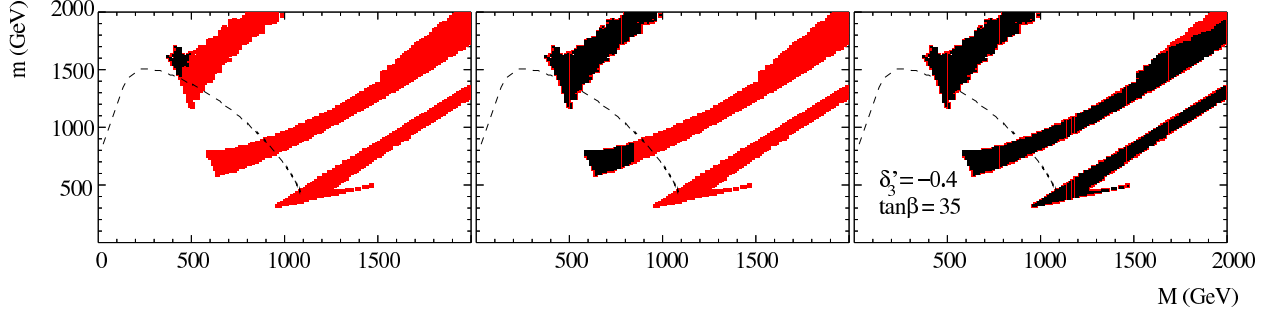


Figure 11: The same as in Fig. 3 but for the non-universal gaugino case  $d) \delta'_2 = 0, \delta'_3 = -0.4$ , discussed in Eq. (2.4).

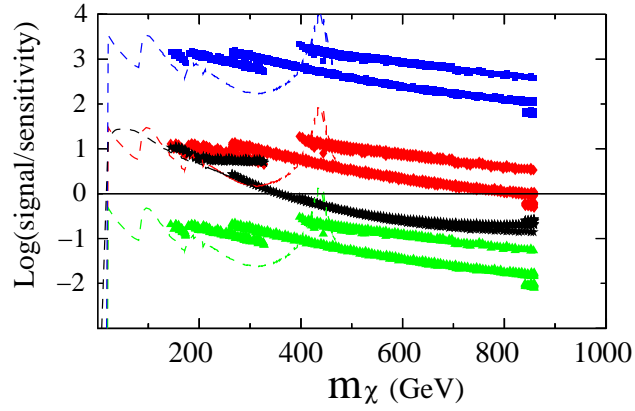


Figure 12: The same as in Fig. 4 but for the non-universal gaugino case  $d) \delta'_2 = 0, \delta'_3 = -0.4$ , discussed in Eq. (2.4).

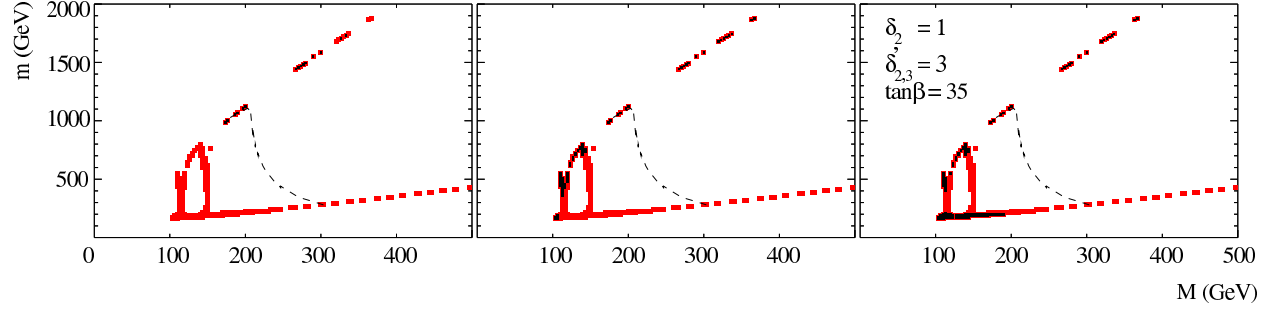


Figure 13: The same as in Fig. 3 but for the non-universal scalar and gaugino case  $\delta_1 = 0$ ,  $\delta_2 = 1$ ,  $\delta'_2 = \delta'_3 = 3$ .

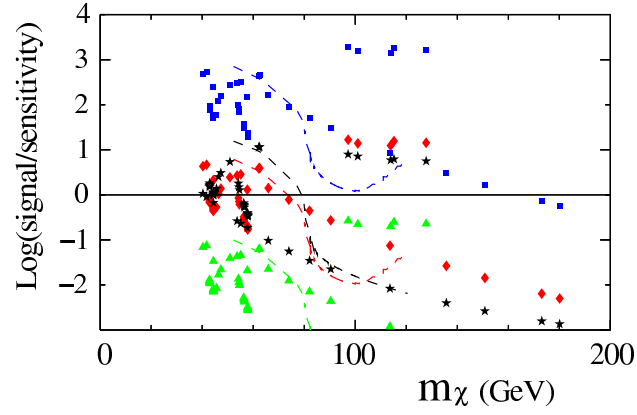


Figure 14: The same as in Fig. 4 but for the non-universal scalar and gaugino case  $\delta_1 = 0$ ,  $\delta_2 = 1$ ,  $\delta'_2 = \delta'_3 = 3$ .

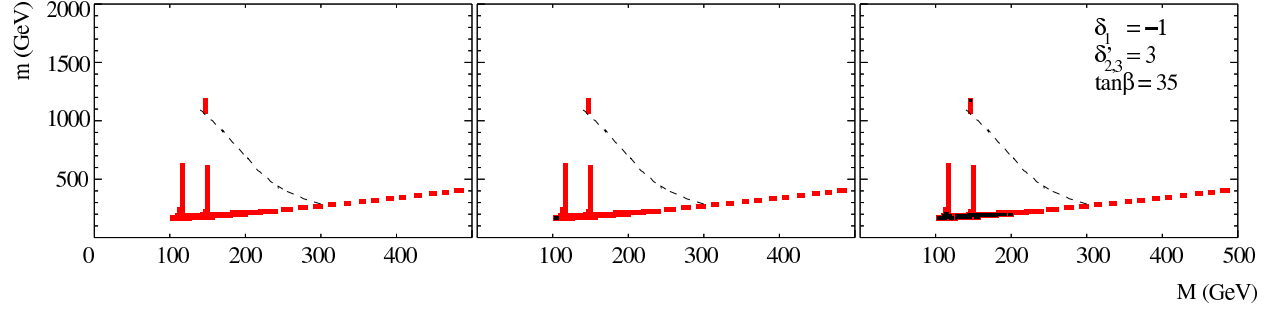


Figure 15: The same as in Fig. 3 but for the non-universal scalar and gaugino case  $\delta_1 = -1$ ,  $\delta_2 = 0$ ,  $\delta'_2 = \delta'_3 = 3$ .

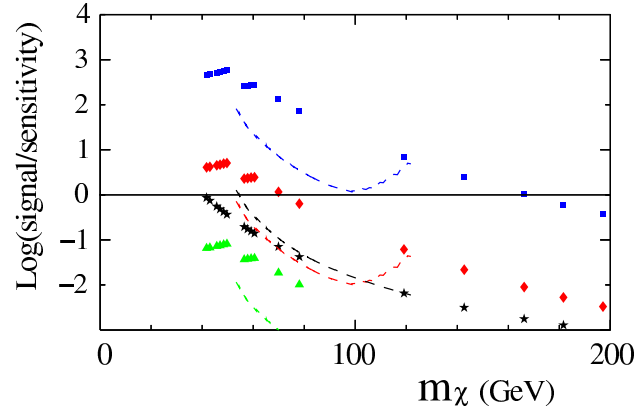


Figure 16: The same as in Fig. 4 but for the non-universal scalar and gaugino case  $\delta_1 = -1$ ,  $\delta_2 = 0$ ,  $\delta'_2 = \delta'_3 = 3$ .



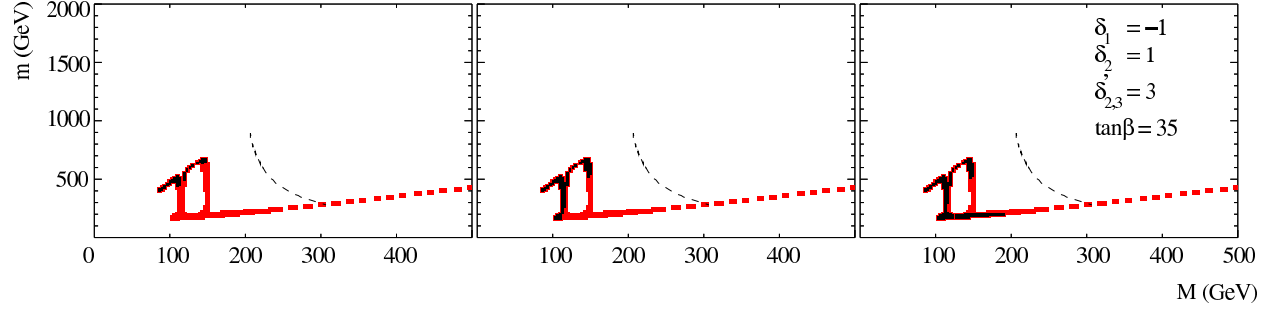


Figure 17: The same as in Fig. 3 but for the non-universal scalar and gaugino case  $\delta_1 = -1$ ,  $\delta_2 = 1$ ,  $\delta'_2 = \delta'_3 = 3$ .

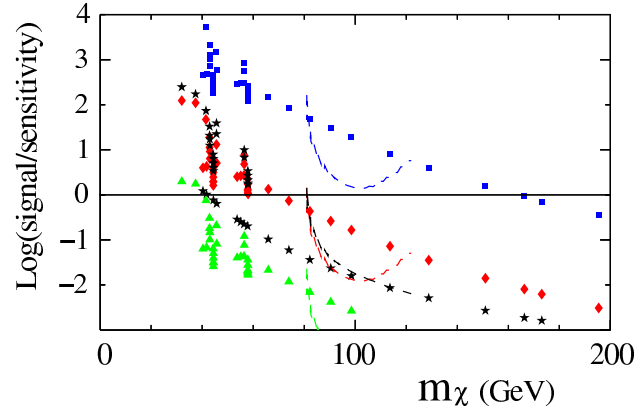


Figure 18: The same as in Fig. 4 but for the non-universal scalar and gaugino case  $\delta_1 = -1$ ,  $\delta_2 = 1$ ,  $\delta'_2 = \delta'_3 = 3$ .

## 4 Conclusions

There are two kinds of experiments in order to detect dark matter. Direct detection experiments through the elastic scattering of dark matter particles on target nuclei through nuclear recoils, and indirect detection experiments through the analysis of dark matter annihilation products. We have compared both kinds of experiments for neutralino dark matter, paying special attention in the indirect detection case to the gamma-ray fluxes produced by the annihilation of neutralinos in the galactic center.

The discussion has been carried out using the parameter space of a general SUGRA theory, where not only universal soft scalar and gaugino masses are allowed, but also non-universalities may be present in both sectors, increasing significantly the theoretical cross sections. For the comparison we pay special attention to points which will be testable by very sensitive experiments, such as e.g. EDELWEISS II and GENIUS for direct detection, and GLAST for indirect detection.

In particular, we have determined the regions of the parameter space that will be testable by those two kinds of experiments and compare between themselves. We can summarize the results as follows. Interesting direct detection experiments, such as e.g. EDELWEISS II, will only be able to cover a extremely small region of the parameter space. More powerful detectors such as GENIUS will cover larger regions, but still not too large compared with the parameter space of general SUGRA. On the contrary, indirect detection experiments will be able to test important regions of the parameter space of SUGRA.

Of course, a signal in a direct detection experiment would be a definitive proof of the existence of dark matter. However, we should keep in mind that this might be difficult, depending on the region of the parameter space where the neutralino dark matter is attached. Therefore, at the end of the day, indirect detection experiments might play a crucial role.

### Acknowledgements

The work of Y. Mambrini was supported by the European Union under contract HPRN-CT-2000-00148. The work of C. Muñoz was supported in part by the Spanish DGI of the MEC under contracts BFM2003-01266 and FPA2003-04597; and the European Union under contract HPRN-CT-2000-00148.

## References

- [1] For reviews, see e.g. M. Persic, P. Salucci and F. Stel, ‘The universal rotation curve of spiral galaxies: I. The dark matter connection’, *Mon. Not. Roy. Astron. Soc.* **281** (1996) 27 [arXiv:astro-ph/9506004];  
Y. Sofue and V. Rubin, ‘Rotation curves of spiral galaxies’, [arXiv:astro-ph/0010594];  
M. Roncadelli, ‘Searching for dark matter’, [arXiv:astro-ph/0307115];  
P. Salucci and M. Persic, ‘Dark matter halos around galaxies’, [arXiv:astro-ph/9703027];  
E. Battaner and E. Florido, ‘The rotation curve of spiral galaxies and its cosmological implications’, *Fund. Cosmic Phys.* **21** (2000) 1 [arXiv:astro-ph/0010475].
- [2] For a review, see W. L. Freedman, ‘Determination of cosmological parameters’, *Phys. Scripta* **T85** (2000) 37 [arXiv:astro-ph/9905222].
- [3] WMAP Collaboration, C. L. Bennett et al., ‘First year wilkinson microwave anisotropy probe (WMAP) observations: preliminary maps and basic results’, *Astrophys. J. Suppl.* **148** (2003) 1 [arXiv:astro-ph/0302207]; D. N. Spergel et al., ‘First year wilkinson microwave anisotropy probe (WMAP) observations: determination of cosmological parameters’, *Astrophys. J. Suppl.* **148** (2003) 175 [arXiv:astro-ph/0302209]; L. Verde et al., ‘First year Wilkinson microwave anisotropy probe (WMAP) observations: parameter estimation methodology’, *Astrophys. J. Suppl.* **148** (2003) 195 [arXiv:astro-ph/0302218].
- [4] For a recent review, see C. Muñoz, ‘Dark matter detection in the light of recent experimental results’, to appear in *Int. J. Mod. Phys. A*, [arXiv:hep-ph/0309346].
- [5] DAMA Collaboration, R. Bernabei et al., ‘Search for WIMP annual modulation signature: results from DAMA/NaI-3 and DAMA/NaI-4 and the global combined analysis’, *Phys. Lett.* **B480** (2000) 23; ‘Dark matter search’, *Riv. Nuovo Cim.* **26** (2003) 1 [arXiv:astro-ph/0307403].
- [6] P. Belli, R. Cerulli, N. Fornengo and S. Scopel, ‘Effect of the galactic halo modeling on the DAMA/NaI annual modulation result: an extended analysis of the data for WIMPs with a purely spin-independent coupling’, *Phys. Rev.* **D66** (2002) 043503 [arXiv:hep-ph/0203242].
- [7] CDMS Collaboration, R. Abusaidi et al., ‘Exclusion limits on the WIMP nucleon cross-section from the cryogenic dark matter search’, *Phys. Rev. Lett.* **84** (2000) 5699 [arXiv:astro-ph/0002471]; D. Abrams et al., ‘Exclusion limits on the WIMP nucleon cross-section from the cryogenic dark matter search’, *Phys. Rev.* **D66** (2002) 122003 [arXiv:astro-ph/0203500]; D. S. Akerib et al., ‘New results from the cryogenic dark matter search experiment’, *Phys. Rev.* **D68** (2003) 082002 [arXiv:hep-ex/0306001].
- [8] EDELWEISS Collaboration, A. Benoit *et al.*, ‘First results of the EDELWEISS WIMP search using a 320-g heat-and-ionization Ge detector’, *Phys. Lett.* **B513** (2001) 15 [arXiv:astro-ph/0106094]; ‘Improved exclusion limits from the EDELWEISS WIMP search’, *Phys. Lett.* **B545** (2002) 43 [arXiv:astro-ph/0206271];

- G. Chardin. Edelweiss dark matter search, talk given at the school and workshop on neutrino particle astrophysics, les houches 21 jan -1st feb 2002.
- [9] A. Morales, ‘Searching for WIMP dark matter: the case for Germanium ionization detectors’, [arXiv:hep-ex/0111089].
  - [10] CDMS Collaboration, D. S. Akerib et al., ‘First results from the cryogenic dark matter search in the Soudan underground lab’, [arXiv:hep-ph/0405033].
  - [11] GENIUS Collaboration, H. V. Klapdor-Kleingrothaus et al., ‘GENIUS - a Super-sensitive Germanium Detector System for Rare Events’, [arXiv:hep-ph/9910205].
  - [12] For a review, see e.g. J. L. Feng, K. T. Matchev, F. Wilczek, ‘Prospects for indirect detection of neutralino dark matter’, *Phys. Rev.* **D63** (2001) 045024 [arXiv:astro-ph/0008115].
  - [13] EGRET Collaboration, S. D. Hunger et al., ‘EGRET observations of the diffuse gamma-ray emission from the galactic plane’, *Astrophys. J.* **481** (1997) 205; H. A. Mayer-Hasselwander et al., ‘High-Energy Gamma-Ray Emission from the Galactic Center’ *Astron. & Astrophys.* **335** (1998) 161.
  - [14] I. Busching, M. Pohl and R. Schlickeiser, ‘Excess GeV radiation and cosmic ray origin’, *Astron. & Astrophys.* **377** (2001) 1056 [arXiv:astro-ph/0108321];  
A. D. Erlykin and A. W. Wolfendale, ‘Supernova remnants and the origin of cosmic radiation: evidence from low-energy gamma-rays’, *J. Phys.* **G28** (2002) 2329;  
F. A. Aharonian and A. M. Atoyan, ‘Broad-band diffuse gamma-ray emission of the galactic disk’, *Astron. & Astrophys.* **362** (2000) 937 [arXiv:astro-ph/0009009].
  - [15] N. Gehrels, P. Michelson, ‘GLAST: the next generation high-energy gamma-ray astronomy mission’, *Astropart. Phys.* **11** (1999) 277.
  - [16] HESS Collaboration, J. A. Hinton et al., ‘The status of the HESS project’, *New Astron. Rev.* **48** (2004) 331 [arXiv:astro-ph/0403052].
  - [17] H. Goldberg, ‘Constraint on the photino mass from cosmology’, *Phys. Rev. Lett.* **50** (1983) 1419;  
J. Ellis, J.S. Hagelin, D.V. Nanopoulos and M. Srednicki, ‘Search for supersymmetry at the  $\bar{p}p$  collider’, *Phys. Lett.* **B127** (1983) 233;  
L.M. Krauss ‘New constraints on ”INO” masses from cosmology (I). Supersymmetric ”inos”’, *Nucl. Phys.* **B227** (1983) 556;  
J. Ellis, J.S. Hagelin, D.V. Nanopoulos, K.A. Olive and M. Srednicki, ‘Supersymmetric relics from the Big Bang’, *Nucl. Phys.* **B238** (1984) 453.
  - [18] D. G. Cerdeño, E. Gabrielli, M. E. Gomez, and C. Muñoz, ‘Neutralino nucleon cross section and charge and colour breaking constraints’, *J. High Energy Phys.* **06** (2003) 030 [arXiv:hep-ph/0304115].
  - [19] A. Birkedal-Hansen and B. D. Nelson, ‘Relic neutralino densities and detection rates with nonuniversal gaugino masses’, *Phys. Rev.* **D67** (2003) 095006 [arXiv:hep-ph/0211071];  
A. Birkedal-Hansen and E. h. Jeong, ‘Gaugino and Higgsino coannihilations. I: Neutralino neutralino interactions’, *JHEP* **0302**, 047 (2003) [arXiv:hep-ph/0210041];

- A. Birkedal-Hansen and B. D. Nelson, ‘The role of Wino content in neutralino dark matter’, *Phys. Rev.* **D64**, 015008 (2001) [arXiv:hep-ph/0102075];
- V. Bertin, E. Nezri and J. Orloff, ‘Neutralino dark matter beyond CMSSM universality’, *JHEP* **0302**, 046 (2003) [arXiv:hep-ph/0210034];
- G. Belanger, F. Boudjema, A. Cottrant, A. Pukhov and A. Semenov, ‘WMAP constraints on SUGRA models with non-universal gaugino masses and prospects for direct detection’, [arXiv:hep-ph/0407218].
- [20] D. G. Cerdeño and C. Muñoz, ‘Neutralino dark matter in supergravity theories with non-universal scalar and gaugino masses’, [arXiv:hep-ph/0405057].
- [21] A. Cesarini, F. Fucito, A. Lionetto, A. Morselli and P. Ullio, ‘The galactic center as a dark matter gamma-ray source’, [arXiv:astro-ph/0305075].
- [22] W. de Boer, M. Herold, C. Sander and V. Zhukov, ‘Indirect evidence for the supersymmetric nature of dark matter from the combined data on galactic positrons, antiprotons and gamma rays’, [arXiv:hep-ph/0309029].
- [23] D. Hooper and L.-T. Wang, ‘Direct and indirect detection of neutralino dark matter in selected supersymmetry breaking scenarios’, *Phys. Rev.* **D69** (2004) 035001 [arXiv:hep-ph/0309036].
- [24] G. Bertone, P. Binetruy, Y. Mambrini and E. Nezri, ‘Annihilation radiation of dark matter in heterotic orbifold models’, [arXiv:hep-ph/0406083].
- [25] H. Baer, A. Belyaev, T. Krupovnickas and J. O’Farrill, ‘Indirect, direct and collider detection of neutralino dark matter’, [arXiv:hep-ph/0405210].
- [26] Y. Mambrini and C. Muñoz, ‘Gamma-ray detection from neutralino annihilation in non-universal SUGRA scenarios’, [arXiv:hep-ph/0407158].
- [27] D. Hooper and B. Dingus, ‘Improving the angular resolution of EGRET and new limits on supersymmetric dark matter near the galactic center’, [arXiv:astro-ph/0212509].
- [28] A. Bottino, F. Donato, N. Fornengo and S. Scopel, ‘Indirect signals from light neutralinos in supersymmetric models without gaugino mass unification’, [arXiv:hep-ph/0401186].
- [29] S. Profumo and C.E. Yaguna, ‘A statistical analysis of supersymmetric Dark Matter in the MSSM after WMAP’, [arXiv:hep-ph/0407036].
- [30] For a review, see A. Brignole, L. E. Ibañez and C. Muñoz, ‘Soft supersymmetry-breaking terms from supergravity and superstring models’, in the book ‘Perspectives on supersymmetry’, Ed. G. Kane, *World Scientific* (1998) 125 [arXiv:hep-ph/9707209].
- [31] L. E. Ibañez, C. Muñoz and S. Rigolin, ‘Aspects of type I string phenomenology’, *Nucl. Phys.* **553** (1999) 43 [arXiv:hep-ph/9812397].
- [32] D.G. Cerdeño, E. Gabrielli, S. Khalil, C. Muñoz and E. Torrente-Lujan, ‘Determination of the string scale in D-brane scenarios and dark matter implications’, *Nucl. Phys.* **B603** (2001) 231 [arXiv:hep-ph/0102270].

- [33] Y. Mambrini and C. Muñoz, in preparation.
- [34] P. Binetruy, A. Birkedal-Hansen, Y. Mambrini and B. D. Nelson, ‘Phenomenological aspects of heterotic orbifold models at one loop,’ [arXiv:hep-ph/0308047];  
G. Bertone, P. Binetruy, Y. Mambrini and E. Nezri, ‘Direct and Indirect Detection of Dark Matter in Heterotic Orbifold Models’, to appear in *Astrop. Phys.* [arXiv:hep-ph/0312155].
- [35] J. F. Navarro, C. S. Frenk and S. D. M. White, ‘The structure of cold dark matter halos’, *Astrophys. J.* **462** (1996) 563 [arXiv:astro-ph/9508025].
- [36] B. Moore, T. Quinn, F. Governato, J. Stadel and G. Lake, ‘Cold collapse and the core catastrophe’, *Mon. Not. Roy. Astron. Soc.* **310** (1999) 1147 [arXiv:astro-ph/9903164].
- [37] A. V. Kravtsov, A. A. Klypin, J. S. Bullock and J. R. Primack, ‘The cores of dark matter dominated galaxies: theory vs. observations’, *Astrophys. J.* **502** (1998) 48 [arXiv:astro-ph/9708176].
- [38] Muon g-2 Collaboration, G. W. Bennett et al., ‘Measurement of the negative muon anomalous magnetic moment to 0.7-ppm’, *Phys. Rev. Lett.* **92** (2004) 161802 [arXiv:hep-ex/0401008].
- [39] M. Davier, S. Eidelman, A. Höcker and Z. Zhang, ‘Updated estimate of the muon magnetic moment using revised results from  $e^+e^-$  annihilation’, *Eur. Phys. J. C* **31** (2003) 503 [arXiv:hep-ph/0308213];  
K. Hagiwara, A. D. Martin, D. Nomura and T. Teubner, ‘Predictions for  $g-2$  of the muon and  $\alpha_{QED}(M_Z^2)$ ’, *Phys. Rev.* **D69** (2004) 093003 [arXiv:hep-ph/0312250];  
J. F. de Trocóniz and F. J. Ynduráin, ‘The hadronic contributions to the anomalous magnetic moment of the muon’, [arXiv:hep-ph/0402285].