

# Resummations of the pressure of quark-gluon plasma by including contributions of order $g_s^6$

G. Cvetic

Department of Physics, Universidad Tecnica Federico Santa Maria, Valparaíso, Chile

R. Kogerler<sup>†</sup>

Department of Physics, Universität Bielefeld, 33501 Bielefeld, Germany

(dated: December 24, 2018)

We perform various resummations of the hot QCD pressure based on the actual knowledge of the perturbation series which includes the  $g_s^6 \ln(1-g_s)$  and part of the  $g_s^6$  terms. Resummations are performed separately for the short- and long-distance parts. The  $g_s^6$  term of the short-distance pressure is estimated on the basis on the known UV-cutoff dependence of the long-distance part. The resummations are of the Pade and Borel-Pade type, using in addition the (Pade-)resummed expression for the squared Debye screening mass  $m_D^2$  and, in some cases, even for the EQCD coupling parameter  $g_E^2$ . The resummed results are almost invariant under variation of the renormalization and factorization scales. The resulting dependence of pressure on the temperature  $T$  shows the correct curvature at low  $T$ 's.

PACS numbers: 12.38.Cy, 11.10.Wx, 12.38.Bx, 12.38.Mh

## I. INTRODUCTION AND DESCRIPTION OF THE APPROACH

Today we have at our disposal a well-elaborated technique for perturbatively treating field theory at finite temperature and/or chemical potential [1]. This formalism goes far beyond the ordinary ( $T = 0$ ) perturbation theory insofar as a correct treatment of infrared divergences (specially those which are connected with  $T \neq 0$ ) requires partial resummation of infinitely many specific diagrams. This implies (among other things) that the infrared convergent perturbative expressions come out as series in  $g_s$  (the fundamental coupling constant) rather than in  $g_s^2$  [or  $a = g_s^2/(4\pi^2)$ ].

During the last decade, several physical quantities, the most prominent example being the free energy density  $F$  of the quark-gluon plasma, have been calculated within this formalism up to  $O(g_s^5)$  [2, 3] and (partially) even to  $O(g_s^6)$  [4, 5]. Disappointingly, in spite of the relatively high orders available, the results are of very limited applicability even at very high temperatures ( $T > 1$  TeV) where  $g_s$  certainly becomes small. In fact, if successive terms in the perturbative series are added, the corresponding truncated sum changes dramatically, jumping up and down. Furthermore, the unphysical dependence on the renormalization scale is strong and seems to become even stronger with increasing order (the renormalization scale in  $\overline{MS}$  scheme will be denoted as  $\overline{\mu}$ , and in a general scheme as  $\mu$ ). Both effects considerably reduce the reliability of the perturbative results for representing physical quantities and have therefore been object of intensive theoretical studies.

Ways out of the convergence dilemma are in general looked for by either performing some clever resummations or by reorganizing perturbation theory in some way (actually, in some cases, this amounts to the same thing) [1]. Several specific approaches have been applied up to now. Among them are quasiparticle models [6],  $\beta$ -derivable approximations [7], screened [8] or optimized [9] perturbation theory, hard thermal loop perturbation theory [10].

Within the present paper we concentrate mainly on the question of renormalization scale ( $RS$ ) dependence of truncated perturbation series, in  $\overline{MS}$  scheme. We consider it as more urgent than the convergence issue since recent calculations of the  $O(g_s^6 \ln g_s)$  contributions (to the free energy density) seem to indicate that the truncated perturbation partial sums acquire a certain stability. On the other hand, all resummation approaches mentioned above still suffer from violent  $RS$ -dependence (which is not always admitted explicitly). Furthermore, the conventional choice for the  $RS$  at finite  $T$  ( $\overline{\mu} \sim 2T$ ) is certainly far from being "natural" since different energy scales get involved in all calculations (see later).

In order to improve this situation, we replace the (partially resummed) perturbation series by approximants which are more stable under the variation of  $\overline{\mu}$ . The Pade approximants (PA's) [11, 12, 13, 14] and other Pade-related

<sup>E</sup> Electronic address: gorazd.cvetic@usm.cl

<sup>†</sup> Electronic address: koeg@physik.uni-bielefeld.de

resummations, such as Borel-Pade (BPA's) [15] and modified Baker-Gammel approximants (mBGA's) [16, 17], are known in general to reduce the unphysical  $\overline{\Lambda}$ -dependence significantly (mBGA's even entirely). Usually these approximants are applied to a given truncated perturbation series (TPS) of a given order, and they fulfill in addition the "minimal" requirement: upon re-expanding them in powers of the coupling parameter, they reproduce the TPS to the given order. In this sense they are sometimes considered to be some sort of mathematical artifice without any deeper physical motivation. This opinion is delusive, however, because of several reasons:

1. The basis of all field theoretic approaches is the path integral expression for the generating functional which has to be given a specific mathematical meaning. In ordinary perturbation theory this is achieved by Taylor expanding the corresponding exponential of the interaction Lagrangian leading to the well-known power series. But this is by no means better or more natural than by approximating it in terms of other approximants (e.g., Pade) { we are only less used to it. In some sense Pade or Pade-related sequences seem even more adapted than power series since they allow for (pole) singularities, and we know that most physical amplitudes do include singularities.
2. The asymptotically divergent nature of the expansion in powers of the coupling parameters represents a practical problem concerning the actual evaluation, and calls for, among other things, nonperturbative information in order to fix the renormalization ambiguities and to produce unique predictions. On the other hand, due to the generally better convergence of Pade and Pade-related approximants, one hopes that the convergence of the corresponding sequence of the (Pade-)resummed TPS's will improve and that it would converge to a specific prediction. The Pade sequence, in fact, with increasing order shows convergence under rather general conditions even when the corresponding TPS is (asymptotically) divergent [11].
3. It can be shown that PA's (and mBGA's) can be represented by weighted averages of running coupling parameter (one-loop running in the case of PA, exact running in the case of mBGA) at specific values of reference momenta [13, 18], and are thus a realization of the fact that each physical quantity in field theory is characterized by specific values of the momentum flow. In this sense they represent different approximations to the Neubert's formalism [19] of renormalization in improved perturbation theory.

From the diagrammatic point of view, PA and Pade-related methods represent a resummation of those (ininitely many) diagrams which { when added { approximately (or exactly) cancel the  $\overline{\Lambda}$ -dependence of the given quantity.

PA's, BPA's and mBGA's have been applied to TPS for several QCD or QED quantities at zero temperature (see, for example, Refs. [14, 15, 17]) and have often led to significant improvement of the RS-dependence problem. Recently, same types of approximation have also been used for similar purposes in finite temperature field theory. The first attempts in this direction [20] consisted in simply replacing the available power series (in powers of  $g_s$ ) for the entire QCD free energy by various PA's. Although the results demonstrate a weakened  $\overline{\Lambda}$ -dependence, we regard some aspects of this approach as problematic. Our reservation is due to the simple observation that two ingredients { (a) the infrared stable TPS of thermal field theory, and (b) the Pade-(related) approximations applied to this TPS { imply resummation of infinitely many terms. The corresponding classes of diagrams are, however, neither equivalent nor disjoint. Therefore, care has to be taken to avoid double counting and to disentangle the various resummations.

Recently, we have developed a formalism to consistently treat this problem [21]. The procedure is the following: Consider some physical quantity and its TPS (to a given order) in thermal field theory. We specifically have in mind the static pressure  $p_{QCD}$  of the QCD plasma, i.e., the negative of the free energy density  $F_{QCD}$ . It is connected to the partition function  $Z$  by the relation

$$p_{QCD} = -F_{QCD} = -\lim_{V \rightarrow \infty} \frac{T}{V} \ln Z ; \quad (1)$$

$$Z = \int \mathcal{D}A \mathcal{D}D \exp \left[ -\int_0^1 d\tau \int d^3x L_{QCD} \right] ; \quad (2)$$

where  $L_{QCD}$  is the (Euclidean) QCD-Lagrangian density,  $T$  is the temperature,  $V$  is the three-dimensional volume, and the renormalization convention  $p_{QCD}(T=0) = 0$  is taken;  $g_s$  is the QCD gauge coupling parameter. The corresponding TPS has the generic structure

$$p = p_{ideal} + C_0 + C_2 g_s^2 + C_3 g_s^3 + C_4 g_s^4 + C_5 g_s^5 + C_6 g_s^6 + \dots ; \quad (3)$$

where the coefficients  $C_i$  may include contributions of order  $\ln g_s$ . The terms proportional to odd powers of  $g_s$  [or, equivalently, fractional powers of  $a^{-2} = (4^{-2})$ ] are exclusively due to resummation of specific (ring, or daisy) diagrams, but the latter also contribute to terms proportional to even powers of  $g_s$ . Clearly  $g_s$  and the coefficients

$C_i$  depend on the chosen renormalization scheme and, in particular, on the renormalization scale  $\bar{\mu}(\bar{T})$ . Due to the asymptotic freedom we expect that  $g_s$  becomes sufficiently small at large temperature  $T$ . In the following, we concentrate on such a large- $T$  situation.

The first step needed for the application of the formalism of Ref. [21] is the separation in Eq. (3) of the purely perturbative part from the contributions stemming from the (ring-)resummations. This can be done in an unambiguous and consistent way, since the resummation terms represent exclusively the contributions of the (bosonic) zero modes to the considered physical quantity. Note in this respect that resummation is needed purely for taming the finite- $T$  infrared divergences, and only the infrared parts of the higher order diagrams contribute to the (finite) order terms. Therefore, the identification of the contributions from the zero modes (long-range contributions) is needed. This can be achieved either by integrating out directly the high momentum regime or, more elegantly, by utilizing the effective field formalism [3, 25] based on dimensional reduction method Refs. [3, 25, 26, 27]. The idea behind is that (at high enough temperature, with  $g_s$  sufficiently small) the four-dimensional thermal QCD at length scales  $\gg 1/(g_s T)$  is equivalent to an effective three-dimensional field theory of (static) boson fields. This effective theory represents the physics of the zero bosonic modes and thus reproduces all static correlations of the original QCD at the aforementioned distances. Consequently, the contribution of the zero modes to the partition functions or to the pressure can be calculated by means of the effective theory. Within QCD the long-distance part can be further subdivided corresponding to the two regimes  $E \ll 1/(g_s T)$  (determined by color-electric screening) and  $E' \ll 1/(g_s^2 T)$  (color-magnetic screening). Denoting the corresponding contributions to  $p$  (or  $F$ ) by the subscripts  $M$  and  $G$ , respectively, the final decomposition corresponding to the three energy regions is

$$p = p_E + p_M + p_G : \quad (4)$$

Here,  $p_E$  denotes the short-distance, and  $p_M + p_G = p_{M+G}$  the zero-mode long-distance contribution.

Now comes one of the main points of the formalism of Ref. [21]: Having the separation (4) of pressure into  $p_E$  and  $p_{M+G}$ , we can argue that both are separately physical quantities, and thus both, when calculated to all orders, are separately  $\bar{\mu}$ -independent. The reason for it is shown by the following indirect argument: Consider any (static) two-point-correlator within the given field theory. It is a measurable quantity and so is its long-range behaviour. But the latter is determined solely by the exchange of zero modes (note that the exchange of a mode with frequency  $\omega_n$  contributes a term to the correlator which goes like  $\exp(-\omega_n R)$  at  $R \gg 1$ , thus the only surviving contribution at large distances is the one with  $\omega_0 = 0$ ). Thus the contribution of  $\omega_0$  to each correlator is measurable (and therefore  $\bar{\mu}$ -independent) once we have fixed, by convention, the minimal value  $R_{\min}$  of what we consider large distances (or: factorization scale  $\mu_E^{-1} = R_{\min}$ ). Since these correlators are derived from the partition function  $Z$  by means of functional derivatives, even the zero-mode contribution to  $Z$ , and thus also to  $p$ , is  $\bar{\mu}$ -independent (physical). Consequently, the remaining part of the measurable pressure (the short-range contribution  $p_E$  represented by the ordinary perturbative terms) must also be  $\bar{\mu}$ -independent. The  $\bar{\mu}$ -independence of both parts separately has been demonstrated analytically in Ref. [21] by using the known perturbation series (up to order  $g^5$ ).

The separation and the  $\bar{\mu}$ -independence of the separate terms allows a more consistent application of Padé and Padé-related approximations: it is applied to TPS's of each quantity  $p_E$  and  $p_{M+G}$  separately.<sup>1</sup> We can illustrate this point with a simple example (the Padé-resummation of a quantity  $S \equiv (S_1 + S_2)$ , where  $S_1$  and  $S_2$  are separately physical quantities, each of them available as power series of a up to next-to-leading order (NLO)):

$$S_j = a \{ 1 + r_{(j)} a + O(a^3) \} \quad (j=1;2) : \quad (5)$$

When we apply to the TPS of the sum  $S$  a PA, say  $[1/1](a)$ , and then expand this back in powers of the coupling  $a$ , we obtain

$$S^{[1/1]} = 2a \{ 1 + \frac{1}{2}(r_{(1)} + r_{(2)})a + O(a^3) \} = 2a \{ 1 + \frac{1}{2}(r_{(1)} + r_{(2)})a + \frac{1}{4}(r_{(1)}^2 + r_{(2)}^2 + 2r_{(1)}r_{(2)})a^2 + O(a^4) \} : \quad (6)$$

The coefficient at  $a^3$  here has a term  $2r_{(1)}r_{(2)}$ . Therefore, the Padé-resummed  $S$  contains mixing effects at  $a^3$ , i.e., an interference effect between the two amplitudes for the physical observables  $S_1$  and  $S_2$ . This is not acceptable, because  $S$  is the (incoherent) sum of  $S_1$  and  $S_2$ . Therefore, the PA should not be applied to the entire sum  $S$ , but separately to  $S_1$  and  $S_2$ . This argument holds also when different PA's or Padé-related resummations are applied, and when the order of the TPS is higher.

---

<sup>1</sup> Since only little information is available about  $p_G$ , we will find it more convenient to apply Padé(-related) resummations to  $p_{M+G}$  and not separately to  $p_M$  and  $p_G$ .

One of the consequences of the separate treatment of  $p_E$  and  $p_{M+G}$  is that the natural renormalization scale  $\bar{\mu}$  used in these two quantities should be of the order of the energy of the modes contributing to them:  $\bar{\mu} \sim 2T$  in  $p_E$ , and  $\bar{\mu} < g_s T$  in  $p_{M+G}$ .

Within the present paper we will apply Padé (PA) and Borel-Padé approximants (BPA's) to the evaluation of  $p_{QCD}$ . The modified Baker-Gammel approximants (mBGA's), which are  $\bar{\mu}$ -independent [16] or even renormalization scheme independent [17], are technically more involved. An analysis with mBGA's, which at least could serve as some kind of quality control of the general procedure, will be presented elsewhere. On the other hand, BPA's are also applied here and they represent an extension of the Padé analysis: PA's are applied to the corresponding TPS's of the Borel transforms, and then the resummed quantity is obtained by Borel integration. This procedure gets its motivation from the hope that the Borel summation might defuse the notorious divergence problem of perturbation theory, as well as from the fact that the power expansion of the Borel transform has significantly better convergence properties than the original series and is thus more amenable to the Padé-type resummations.

One technical remark should be added here: the separation of the energy range into a high and a low energy region requires introduction of a factorization scale  $\mu_E$  which defines a boundary between the two:  $2T > \mu_E > g_s T$ . Consequently, the two contributions separated in the described way acquire an artificial dependence on  $\mu_E$ , although the sum of the two terms  $p_E + p_{M+G}$  has to be  $\mu_E$ -independent. Similarly, for the individual terms  $p_E$  and  $p_{M+G}$  to have physical meaning themselves, the factorization scale should be suitably chosen. Technically this means that the approximants for  $p_E$  and  $p_{M+G}$ , although independent of each other, should be chosen such that the  $\mu_E$ -dependence is minimized.

In our previous paper [21] we applied this procedure to calculation of the free energy (pressure) both in QCD with  $n_f$  (massless) quarks and in a  $\phi^4$ -theory. At that time the relevant TPS's had been calculated only up to terms of order  $g_s^5$  with the following implications for the perturbative structure of the relevant contributions: The short-distance term  $F_E$  ( $= p_E$ ) is determined perturbatively up to NLO [in a  $\bar{a}(\bar{\mu}) = g_s^2(\bar{\mu}) = (2\bar{\mu})^2$ ]

$$F_E = F_{\text{ideal}} = p_E = p_{\text{ideal}} = 1 - B(n_f) \mathbb{F}_E; \quad (7)$$

$$\mathbb{F}_E = a f_1 + C_E(n_f; \mu_E; \bar{\mu}) a g; \quad (8)$$

and so is the electric (Debye) screening mass  $m_E$

$$m_E^2 = \frac{1}{4 - 2T^2} \frac{1}{(1 + n_f/6)} m_E^2 = a f_1 + C_M(n_f; \bar{\mu}) a g \quad (9)$$

The long-distance part was a power series in  $g_s$  [  $g_s(\bar{\mu})$  ] up to order  $g_s^2$

$$F_M = p_M = \frac{2}{3} T m_E^3 \mathbb{P}_M; \quad (10)$$

$$\mathbb{P}_M = 1 + C_{M1}(n_f; \mu_E; \bar{\mu}) g_s + C_{M2}(n_f) g_s^2; \quad (11)$$

We refer to Ref. [21] for compilation of explicit expressions for  $B, C_E, C_M, C_{M1}, C_{M2}$ . These are rather short power series and they allow construction of only low order Padé approximants, e.g., PA [1=1](a) for  $F_E$  and  $m_E^2$ , and PA [0=2]( $g_s$ ) for  $\mathbb{P}_M$ . In addition, the TPS for  $\mathbb{P}_M$  ( $= \mathbb{F}_M$ ) is very strongly divergent, and the TPS's for  $\mathbb{F}_E$  and for  $m_E^2$  are divergent to a somewhat lesser extent. Therefore, resummation results based on these TPS's should be taken with care. Nevertheless, the application of these low order approximants yielded results which were fairly stable under the variation of  $\bar{\mu}$ , although { at low temperatures  $T < 10$  GeV { they deviated substantially from the lattice results [22, 23, 24].

In such a situation, an additional order in the perturbation series (i.e., terms of order  $g_s^6$ ) is much more than an additional tiny correction, but constitutes a significant enlargement of the basis for Padé approximations, since it adds additionally both to  $F_E$  and  $F_M$  and (for the first time non-vanishingly) to  $F_G$ . Therefore, the calculation of the  $g_s^6 \ln(1=g_s)$  contribution to the long-range part of the pressure published in Ref. [4] is extremely gratifying. The full  $O(g_s^6)$  contribution cannot be achieved perturbatively because of the well-known breakdown of perturbation theory due to incurable infrared divergences occurring at this order [28, 29]. What can be evaluated is the coefficient of the logarithmic ultraviolet divergence contained in  $F_G$ , because of the superrenormalizability of the corresponding effective three-dimensional  $\phi^4$  theory; and this is exactly the coefficient of the  $O(g_s^6 \ln(1=g_s))$ -term in  $F_G$ . The term purely proportional to  $g_s^6$  remains unspecified and has to be treated as a free parameter unless information from nonperturbative methods (e.g., lattice calculations) is inferred.

Within the present paper we are going to utilize the new results [4] on the perturbative expansion of the QCD-pressure as much as possible in order to find approximants which are stable under RS-variation. This gives us the freedom of using higher order Padé or Borel-Padé approximants and thus treating the long-range part  $p_{M+G}$

( $= F_{M+G}$ ) in a more reliable way. Unfortunately, the full four-loop contribution to the short-range part  $p_E (= F_E)$ , which is in principle perfectly calculable within ordinary perturbation theory and would yield the  $O(a^3)$  correction to Eq. (8), is not yet available at the moment. Therefore, we have no direct basis for improving the approximants to  $p_E$ . Nevertheless, we can obtain some restricted information about the  $O(g_s^6)$ -terms in  $p_E$  from the requirement that  $p_E$  be  $\bar{m}$ -independent and  $(p_E + p_{M+G})$  be  $\mu_E$ -independent. A constant ( $\bar{m}$ - and  $\mu_E$ -independent) term in the coefficient at  $O(g_s^6)$  in  $p_E$  still remains unspecified, but its value can roughly be estimated. The new results of Ref. [4] also allow a better approximation to the parameter  $g_E^2$  of the effective theory, which further improves the resulting predictions.

In Section II we describe the separation of the QCD-pressure into contributions stemming from different energy regions and specify the known corresponding effective Lagrangians. We then present the available perturbation expansion of the long- and the short-range contributions and work out the effects of the factorization scales  $\mu_E$  and  $\mu_M$  (which have not been explicitly disentangled in Ref. [4] because of their simplified treatment of the RS-dependence). Section III is devoted to the application of various approximants and the presentation of numerical results. The short-distance and the long-distance parts of the pressure are resummed separately by Padé and/or Borel-Padé approximants, and the consistency of the different approximants is analyzed in detail (in particular, the  $\bar{m}$ -dependence of  $p_E$  and of  $p_{M+G}$ , and the  $\mu_E$ -dependence of  $(p_E + p_{M+G})$  are investigated). In Section IV we compare our results with the predictions obtained within other approaches, in particular with lattice results (which are available only for rather low temperatures), and finish with some concluding remarks. A short compilation of the Padé and Borel-Padé approximants is given in the Appendix.

## II. PERTURBATION EXPANSION OF LONG- AND SHORT-DISTANCE PRESSURE

The basic information about the physics of a quark-gluon system in thermal equilibrium at temperature  $T$  is contained in the expression for the pressure  $p_{QCD}(T)$  or, equivalently, the free energy density  $F_{QCD}(T)$ . In  $d+1$  dimensions ( $d=3, 2$ ) this is given by Eqs. (1)–(2), with  $d^3x$  replaced by  $d^d x$ . Boundary conditions over the finite time direction are periodic for bosons and anti-periodic for fermions.

When the temperature  $T$  is above the mass  $m_q$  of active quarks, and the QCD gauge coupling  $g_s$  is small enough, there are three physically different scales involved:  $2T$ ,  $g_s T$ ,  $g_s^2 T$ . The last two correspond to the color-electric and color-magnetic screening, respectively. The decomposition (4)  $p_{QCD} = p_E + p_M + p_G$  reflects the contributions from the aforementioned three energy regimes:  $p_E$  are contributions from the modes with energies in the interval  $[\mu_E; 1]$ ,  $p_M$  from those in  $[\mu_M; \mu_E]$ ,  $p_G$  from those in  $[0; \mu_M]$ , where the factorization scales  $\mu_E$  and  $\mu_M$  define the borders between the three energy regimes

$$g_s^2 T < \mu_M < g_s T < \mu_E < 2T : \quad (12)$$

The long-distance part  $p_M + p_G = p_{M+G}$  is due to the bosonic zero ( $M$ atsubara) frequency mode, whereas  $p_E$  contains all higher modes. For calculating the different parts analytically one most conveniently uses the method of effective Lagrangians [3, 25, 30] based on the dimensional reduction method [3, 25, 26, 27]: Whereas the high-energy regime behavior, which is responsible for  $p_E$ , is determined by the original  $(d+1)$ -dimensional QCD Lagrangian, the low-energy regime behavior, responsible for  $p_{M+G}$ , can be represented by a  $d$ -dimensional effective bosonic theory called electrostatic QCD (EQCD), such that

$$p_{QCD} = p_E + \frac{T}{V} \ln \int \mathcal{D}A_i \mathcal{D}A_0^a \exp \int d^d x L_{EQCD} ; \quad (13)$$

$$L_{EQCD} = \frac{1}{2} \text{Tr} F_{ij}^2 + \text{Tr} [D_i A_0]^2 + m_E^2 \text{Tr} A_0^2 + \frac{(1)}{E} \text{Tr} A_0^2 + \frac{(2)}{E} \text{Tr} A_0^4 + \dots ; \quad (14)$$

where  $i = 1; \dots; d$ ;  $F_{ij} = (i \leftrightarrow j) [D_i, D_j]$ ,  $D_i = \partial_i - ig_E A_i$ . The notation  $A = A^a T^a$  is used, with  $T^a$  being the Hermitean generators of SU(3) normalized to  $\text{Tr} T^a T^b = (1/2) \delta^{ab}$ .

The four parameters of the effective theory are the Debye screening mass  $m_E (= g_s T)$ , the coupling parameters  $g_E^2 (= g_s^2 T)$  and  $(1); (2) (= g_s^4 T)$  (the latter two are not independent if  $d=3$ ). These and the hard scale pressure  $p_E (= T^4)$  are obtained by the well-known matching procedure: the parameters as functions of  $g_s/T$  (and the UV-cutoff  $\mu_E$  of  $L_{EQCD}$ ) must be tuned in such a way that the effective theory reproduces the physical effects of the full theory at large distances. The dots in Eq. (14) stand for higher dimensional effective interaction terms which yield corrections  $p \sim g_s^7 T^4$  and are thus neglected here.

Due to the separate screening of the color-electric ( $m_E = g_s T$ ) and the color-magnetic ( $m_M = g_s^2 T$ ) degrees of freedom within QCD, the above EQCD-action can be further decomposed into two parts corresponding to two

physically different energy scales. The color-electric scales ( $g_s T$ ) are separated by integrating out  $A_0$

$$\begin{aligned} \frac{T}{V} \ln \int \mathcal{D} A_i^a \mathcal{D} A_0^a \exp \int d^d x L_{EQCD} &= \\ = p_M(T) + \frac{T}{V} \ln \int \mathcal{D} A_i^a \exp \int d^d x L_{MQCD} & \end{aligned} \quad (15)$$

$$p_M(T) + p_G(T); \quad (16)$$

where

$$L_{MQCD} = \frac{1}{2} \text{Tr} F_{ij}^2 + \dots \quad (17)$$

represents the Lagrangian density for magneto-static QCD { the effective theory for the energy region below  $\mu_M$ , typically energies  $g_s^2 T$ . Here  $F_{ij} = (i=g_M) [D_i; D_j]$  with  $D_i = \partial_i - ig_M A_i$ .

There are two matching coefficients now: the long-distance [ $1=(g_s T)$ ] pressure  $p_M$  ( $\mu_M^3 T - g_s^3 T^4$ ) and the coupling parameter  $g_M^2$  which is close to  $g_E^2$  [31]

$$g_M^2 = g_E^2 [1 + O(g_E^2 \mu_E)] = g_E^2 (1 + O(g_s)) : \quad (18)$$

Now we will present the perturbation expansions for  $p_X$  ( $X = E, M, G$ ) on the basis of the results of Ref. [4]. The authors of Ref. [4] present each  $p_X = (T e^{-2})$  as an expansion in powers of the coupling parameters of the respective effective theory. We note that they used dimensional regularization in the  $\overline{MS}$  scheme, thereby using a common renormalization scale  $\overline{\mu}$  for all  $p_X$  and for other matching coefficients. Therefore, their results do not contain explicitly the (physical) factorization scales  $\mu_E$  and  $\mu_M$ , and contain the unphysical infinite terms  $1/\epsilon$  which cancel in the sum  $p_{QCD} = p_{E+M+G}$ . We will obtain our results on the basis of their aforementioned expansions by replacing in the logarithms of expansion coefficients their renormalization scale  $\overline{\mu}$  by the IR and/or UV cutoffs of the respective effective theory,<sup>3</sup> and by removing all the terms proportional to  $1/\epsilon$  in each  $p_X = (T e^{-2})$  and then taking  $\epsilon \rightarrow 0$  in each  $p_X$ . While the aforementioned  $1/\epsilon$  terms cancel in the sum  $p_{E+M+G} = (T e^{-2})$ , the effect of the common factor  $1/e^{-2}$  also disappears (i.e., reduces to one) in this sum when  $\epsilon \rightarrow 0$ . Which of the  $\ln$ -terms in the coefficients get replaced by logarithms of the UV scale and which by those of the IR scale of the effective theory { this is unambiguously determined by the requirement that the entire  $p_{E+M+G}$  be independent of the factorization scales. On the other hand, the aforementioned procedure to eliminate first the  $1/\epsilon$  infinities from each  $p_X = (T e^{-2})$  and then replace  $\epsilon \rightarrow 0$  to obtain  $p_X = T$  is certainly not unique. Other procedures would result in expansions for  $p_X$  which differ from ours by certain constant numbers (independent of scales) in some of the coefficients of the expansion in powers of the coupling parameters of the respective effective theory. The overall sum  $p_{E+M+G}$  would remain the same. We note that our procedure leads to the decomposition of Ref. [3], at least to the order available in that Reference. Further, we checked that the re-expansion in powers of QCD coupling parameter  $g_s(\overline{\mu})$  of each obtained  $p_X$  reproduces for the sum  $p_{E+M+G}$  the same expansion as the one obtained in Ref. [4].

The expansion of  $p_G$  starts at  $g_M^6$  ( $g_s^6$ )

$$p_G = T g_M^6 \frac{8}{(4\pi)^4} \left[ 8 g_G \ln \frac{\mu_M}{2m_M} + g_G \right] \quad (19)$$

$$g_G = \frac{43}{96} - \frac{157}{6144} \epsilon^2 \approx 0.195715; \quad (20)$$

where the value (20) was obtained in [4] and  $m_M = 3g_M^2 T$  ( $g_s^2 T$ ). The coefficient  $g_G$  denotes a dimensionless number which is not perturbatively calculable but is expected to be  $j_G \approx 1$  (note that  $8 g_G \approx 1.6$ ). We will allow the following, rather generous, variation of  $g_G$ :

$$-5 < g_G < +5 : \quad (21)$$

We note that, according to the procedure mentioned before, the result (19) is obtained from the corresponding result for  $p_G(T) = (T e^{-2})$  of Ref. [4] by removing the term  $1/\epsilon$ , replacing in the logarithm  $\overline{\mu}$  by the UV cutoff  $\mu_M$  of MQCD, and then taking  $\epsilon \rightarrow 0$ .

<sup>2</sup>  $e = \overline{\mu} (e \approx 4)^{1/2}$ , where  $\overline{\mu}$  is the renormalization scale in the  $\overline{MS}$  scheme.

<sup>3</sup> For  $p_G$  (MQCD), the UV cutoff is  $\mu_M$ ; for  $p_M$  (EQCD), the IR cutoff is  $\mu_M$ , and the UV cutoff is  $\mu_E$ . For  $p_E$  (QCD), the IR cutoff is  $\mu_E$ , and the UV cutoff will be taken to be  $\overline{\mu}_E$  ( $\approx 2T$ ), i.e., the  $\overline{MS}$  renormalization scale for  $g_s(\overline{\mu}_E)$  appearing in  $p_E$ .

The same procedure gives for  $p_M$  the following expression:

$$\begin{aligned}
 p_M(T) = & T m_E^3 \frac{2}{3} \left( 1 + \frac{1}{4} 3^2 \frac{g_E^2}{m_E} \right) \frac{3}{4} \ln \frac{E}{2m_E} \\
 & + \frac{1}{(4)^2} 3^3 \frac{g_E^2}{m_E} \left( \frac{89}{24} \frac{2}{6} + \frac{1}{2} \ln 2 \right) \\
 & + \frac{1}{(4)^3} 3^4 \frac{g_E^2}{m_E} \left( 8(M + G) \ln \frac{E}{2m_E} - 8G \ln \frac{M}{2m_E} + M \right) \\
 & + \frac{3}{4} \frac{(5)}{2} \frac{E}{m_E}^{(1)} + \dots; \quad (22)
 \end{aligned}$$

The expression in the brackets containing  $M$  and  $G$  is obtained from the term  $8M \ln(\Gamma/(2m_E))$  in the expansion for  $p_M = (T e^2)$  of Ref. [4], by replacing  $\Gamma$  in part of the logarithm by the corresponding UV cutoff  $E$  of EQCD and in the rest of the logarithm by the IR cutoff  $M$  in such a way as to guarantee that the sum  $p_G + p_M$  is independent of  $M$ . For this, relation (18) for  $g_M$  must be inserted into expression (19)

$$p_G = T m_E^3 \frac{2}{3} \left( \frac{3^4}{(4)^3} \frac{g_E^2}{m_E} \right) 8G \ln \frac{M}{6g_E^2} + G; \quad (23)$$

In expression (22) for  $p_M$ , the values of constants  $M$  and  $G$  have been obtained in Refs. [4] and [5], respectively

$$M = \frac{43}{32} \frac{491}{6144} \frac{2}{3} = 0.555017; \quad (24)$$

$$G = 1.391512; \quad (25)$$

The last term in expansion (22) is written in the convention  $E^{(2)} = 0$  and is equal to [32]

$$E^{(1)} = T g_s^4 \Gamma \frac{1}{24} \frac{1}{2} (9 - n_f) + O(g_s^6); \quad (26)$$

where  $n_f$  is the number of active quark flavors. Ref. [33] gives  $E^{(1)} = T g_s^4 n_f = (432 \frac{2}{3}) + O(g_s^6)$  and  $E^{(2)} = T g_s^4 (1 - n_f/3) = (24 \frac{2}{3}) + O(g_s^6)$ , but this then leads to the same result for  $p_M$ .

Adding expressions (22) and (23), we obtain the sum  $p_{M+G}$  as expansion in powers of the EQCD parameters  $g_E$  and  $m_E$

$$\begin{aligned}
 p_{M+G} &= \frac{3}{2} \frac{1}{T m_E^3} (p_M + p_G) \\
 &= \frac{2}{3} \left( 1 + \frac{1}{4} 3^2 \frac{g_E^2}{m_E} \right) \frac{3}{4} \ln \frac{E}{2m_E} \\
 &+ \frac{1}{(4)^2} 3^3 \frac{g_E^2}{m_E} \left( \frac{89}{24} \frac{2}{6} + \frac{1}{2} \ln 2 \right) \\
 &+ \frac{1}{(4)^3} 3^4 \frac{g_E^2}{m_E} \left( 8M \ln \frac{E}{2m_E} + 8G \ln \frac{E}{6g_E^2} + M + G + \frac{3}{4} \frac{(5)}{2} \frac{E}{m_E}^{(1)} + \dots \right); \quad (27)
 \end{aligned}$$

The other matching coefficients  $m_E$  and  $g_E$  can be expanded in powers of QCD coupling  $g_s = g_s(\Gamma)$  (cf. [4], with  $\Gamma = 0$ )

$$m_E^2 = T^2 (1 + n_f/6) g_s^2 \left( 1 + \frac{g_s^2}{2} {}^h P_m(n_f) + 2 \ln \frac{1}{2T} \right) + O(g_s^4); \quad (28)$$

$$g_E^2 = T g_s^2 \left( 1 + \frac{g_s^2}{2} {}^h P_g(n_f) + 2 \ln \frac{1}{2T} \right) + O(g_s^4); \quad (29)$$

where  $\beta_0 = (11-4/3)n_f$  is the first beta coefficient, and

$$P_m(n_f) = \frac{(0.612377 - 0.488058 n_f - 0.0427979 n_f^2)}{(1 + n_f/6)}; \quad (30)$$

$$P_g(n_f) = (-0.387623 - 0.423454 n_f); \quad (31)$$

The coupling parameter  $g_E$  and the Debye screening mass  $m_E$  are physical quantities, and thus they are independent of the renormalization scale  $\bar{\mu}$ . This independence is reflected in the coefficients of expansions (28)–(29) in the terms proportional to  $\ln \bar{\mu}$ . Inserting expansions (28) and (29) into series (27), and using relation (26), leads to an expansion for the sum  $p_{M+G}$  in terms of the QED coupling  $g_s = g_s(\bar{\mu})$

$$\begin{aligned}
p_{M+G} &= \frac{3}{2} \frac{1}{T m_E^3} (p_M + p_G) \\
&= 1 + g_s^2 \frac{1}{4} \frac{1}{(1+n_f=6)^{1=2}} - \frac{3}{4} \ln \frac{E}{2m_E} \\
&\quad + g_s^2 \frac{3^3}{(4)^2} \frac{1}{(1+n_f=6)} - \frac{89}{24} - \frac{2}{6} + \frac{1}{2} \ln 2 \\
&\quad + g_s^3 \frac{3}{(4)^3} \frac{1}{(1+n_f=6)^{1=2}} K_3 - \frac{3}{4} \ln \frac{E}{2m_E} \\
&\quad + \frac{3^3}{(1+n_f=6)} - 8(M+G) \ln \frac{E}{2m_E} + 8G \ln \frac{m_E}{3g_E^2} + M+G \\
&\quad - \frac{5}{3} (9-n_f) + 12 \ln \frac{\bar{\mu}}{2T} - \frac{3}{4} \ln \frac{E}{2m_E} + O(g_s^4); \tag{32}
\end{aligned}$$

where the constant  $K_3$  is

$$K_3 = \frac{1}{12} \frac{1}{(1+n_f=6)} (99.9089 - 35.1402 n_f - 7.08145 n_f^2); \tag{33}$$

The dependence on the factorization scale  $\mu$  in the expansion (32) disappeared as it should. Further, the quantity  $p_{M+G}$  is independent of the renormalization scale  $\bar{\mu}$ , and this is reflected by the term proportional to  $\ln \bar{\mu}$  in the coefficient at  $g_s^3$  in Eq. (32).

We note that the only unknown dimensionless coefficient in (32) is  $G$  which, as argued before, is expected to be  $j_G j_1$ .

The knowledge of the expansion of the short-distance pressure  $p_E$  is less complete (this is an expansion in powers of  $g_s^2$ , and it is known only up to  $g_s^4$  (cf. Ref. [3]). However, important parts of the coefficient at  $g_s^6$  in  $p_E$  can be deduced from the requirement of  $\bar{\mu}$ -independence of  $p_E$  and of the  $E$ -independence of  $p_{E+M+G}$  ( $E$  is the factorization scale for the sum  $p_E + p_{M+G}$ ). After some (tedious) algebra, we end up with the following expansion of  $p_E$  up to  $g_s^6$ :

$$p_E(T) = \frac{8}{45} T^4 \left( 1 + \frac{21}{32} n_f - 1 - \frac{15}{4} \frac{(1+5n_f=12)}{(1+21n_f=32)} p_E^{\text{can}}(T) \right); \tag{34}$$

$$\begin{aligned}
p_E^{\text{can}}(T) &= \frac{g_s^2}{2} \ln^2 \frac{\bar{\mu}}{2T} + \frac{g_s^2}{2} \ln \frac{\bar{\mu}}{2T} - 36 \frac{(1+n_f=6)}{(1+5n_f=12)} \ln \frac{E}{T} \\
&\quad + \frac{g_s^4}{2} \ln^2 \frac{\bar{\mu}}{2T} + 2 \ln \frac{\bar{\mu}}{2T} - 72 \frac{(1+n_f=6)}{(1+5n_f=12)} \ln \frac{E}{T} \\
&\quad + \frac{36}{(1+5n_f=12)} \ln \frac{E}{T} - \frac{1}{2} (1+n_f=6) (3P_M(n_f) + K_3=6) + 18(M+G) + E + O(g_s^6); \tag{35}
\end{aligned}$$

where the parameter  $\omega$  was introduced in the NLO coefficient so that this coefficient is made up of only two logarithmic terms proportional to  $\ln(\bar{\mu}=2T)$  and  $\ln(E=T)$  as shown above

$$\ln \frac{2}{T} = \frac{1}{135} \frac{1}{(1+n_f=6)} (244.898 + 17.2419 n_f - 0.415029 n_f^2); \tag{36}$$

For example,  $1.0241; 1.47922$  for  $n_f = 0; 3$ , respectively. At order  $g_s^6$  in expansion (35), only the dimensionless number  $E$  is unknown (it is independent of the energy scales and of their ratios, just like  $G$ ). We organized the coefficient at  $g_s^6$  in Eq. (35) in the following way: the  $\bar{\mu}$ -dependent terms are written in powers of  $\ln(\bar{\mu}=2T)$ ; the IR-cuto ( $E$ )-dependent terms are written in terms of  $\ln(E=T)$ , because this combination absorbs all the  $\ln(\bar{\mu}=2T)$ -independent terms in the coefficient at  $g_s^4$ . It is reasonable to expect that the  $\ln(\bar{\mu}=2T)$ -independent terms at  $g_s^6$  would also be absorbed to a large degree by a quantity proportional to the combination  $\ln(E=T)$ . That's why we



expect the number  $n_E$  to be small. A conservative expectation would be that  $j_E$  is not larger than the  $\ln(\mu_E = T)$ -term there:

$$j_2^{(0)}(\mu_E)j < \mu_E < j_2^{(0)}(\mu_E)j; \quad (37)$$

where

$$k_2^{(0)}(\mu_E) = \frac{36}{(1+5n_f=12)} \ln \frac{\mu_E}{T} - \frac{1}{12} K_3(1+n_f=6) + 18(\mu_M + \mu_G) - \frac{3}{2}(1+n_f=6)P_m(n_f) : \quad (38)$$

While  $\mu_E$  is independent of any scale,  $R_3$  will have only slight dependence on temperature  $T$  when we will take  $\mu_E = \frac{1}{2} T m_E(\Gamma) (g_s^{1=2} T)$ . This choice of  $\mu_E$  was taken also in Ref. [21].

### III. NUMERICAL RESULTS

Expansions (32) or (27) for  $p_{M+G}$ , and (34)–(35) for  $p_E$ , in conjunction with expansions (28) and (29) for  $m_E^2$  and  $g_E^2$ , will form the basis of our numerical analysis. The only unknown parameters are  $\mu_G$  and  $\mu_E$  which will be allowed to vary in the intervals (21) and (37). The numerical analysis will be performed in analogy with that of our previous work [21]. There, expansion corresponding to present Eq. (32) for  $p_{M+G}$  was applied but contained only terms up to  $g_s^2$ ; expansion for  $p_E^{\text{can}}$  of present Eq. (35) contained only terms up to  $g_s^4$ ; and expansion (29) only the leading term. The resummations in Ref. [21] were performed with Padé approximants, or with simple evaluation of the truncated perturbation series (TPS). In the present work, the resummations will be performed with Padé, Borel-Padé (cf. Appendix A), or TPS.

As argued in the Introduction and in Ref. [21], the  $\overline{\text{MS}}$  renormalization scale  $\overline{\mu}$  should be chosen accordingly in different regimes for the resummation of the different quantities (32), (35), and (28)–(29). The scale regime for  $\overline{\mu}$  should be of the order of a typical physical scale that corresponds to the quantity to be resummed. Therefore, the renormalization scale  $\overline{\mu}_E$  in the short-distance quantity (35) is  $\mu_E = 2T$ . For the long-distance EQCD quantities (28)–(29), the relevant scale is  $\overline{\mu}_m$  such that  $\mu_m = m_E(g_s T)$ . For the long-distance quantity  $p_{M+G}$ , Eqs. (32) and (27), the relevant scale  $\overline{\mu}_{M+G}$  should be somewhere between  $g_s T$  and  $g_s^2 T$ ; we will take it  $g_s T$ , i.e.,  $\overline{\mu} = \mu_M = g_s T$ . Unless otherwise stated, we will take  $\mu_M = \mu_m = m_E(\mu_m)$ . For the factorization scale  $\mu_E$  we take, unless otherwise stated, the geometric mean between the hard scale  $2T$  and the EQCD scale  $m_E$ :  $\mu_E = [2T m_E]^{1=2} (g_s^{1=2} T)$ . For  $m_E^2$  and  $g_E^2$  we will take, unless otherwise stated, the  $P[1=1](a)$  Padé approximant (PA) with respect to  $a$  (cf. Appendix A), where  $a = a(\overline{\mu}) = (g_s(\overline{\mu})=2)^2$  and the scale  $\overline{\mu} = \mu_m$  is adjusted so that  $\overline{\mu} = m_E$ . We will see below that  $P[1=1](a)$  is a very reasonable resummation for  $m_E^2$ .

Further, if not stated otherwise, we will take for the number of active (and massless) quark flavors  $n_f = 3$ . For the QCD coupling parameter  $g_s(\overline{\mu}) = g_s^2(\overline{\mu}) = (4)$  we take the reference value  $g_s(\mu^2; \overline{\text{MS}}) = 0.334$  which is approximately the value extracted from the hadronic decay data [34, 35]. We work in the  $\overline{\text{MS}}$  scheme and use for the  $\beta$  function  $P[2=3](a)$  Padé approximant (PA) ( $a = g_s = 4$ ), unless otherwise stated. This approximant, as shown in Refs. [17], represents a reasonable (quasi)analytic continuation of the TPS of  $\frac{1}{\overline{\text{MS}}}(a)$  into the regime of large  $a$  [with  $\overline{\mu}$  down to  $g_s(\overline{\mu}) = 1.0$ ] where the TPS is practically inapplicable.

First, the resummation of the expansion of the squared Debye screening mass  $m_E^2$  (28) and of the EQCD coupling parameter  $g_E^2$  (29) is performed. Both expansions are next-to-leading order (NLO) in  $a(\mu_m) = [g_s(\mu_m)=2]^2$ . Therefore, the diagonal  $P[1=1](a)$  can be constructed and is a good candidate. Figs. 1(a) and 1(b) show the results, as a function of the renormalization scale  $\mu_m = m_E$ . The values of  $m_E$  in Fig. 1(a) are obtained by the corresponding resummation of expansion (28) for  $m_E^2$  and then taking the square root. In addition to  $P[1=1](a(\mu_m))$ , also the effective charge method result (ECH) [36, 37, 38], as well as the TPS results, are presented. The ECH result is the NLO TPS at a specific value of the renormalization scale, so it is automatically independent of  $\mu_m$ . However, the TPS's and PA's in general show  $\mu_m$ -dependence which is unphysical. We see from Figs. 1(a) and 1(b) that PA's  $P[1=1](a)$  for  $m_E^2$  and  $g_E^2$  are in this sense very good as they almost eliminate  $\mu_m$ -dependence. This is in accordance with Ref. [12] where it is argued that any diagonal  $P[n=n](a)$  of a QCD observable has significantly reduced  $\mu_m$ -dependence, i.e., it is  $\mu_m$ -independent in the large- $\mu_m$  limit.<sup>4</sup> As mentioned before, we will choose the mass  $m_E$  by the condition  $(m_E^2)^{P[1=1]} = \frac{2}{m}$ , and we will denote the square root of this value as  $m_E^{(0)}(T)$

$$m_E^2 P[1=1] = \frac{2}{m} \quad m_E^{(0)}(T) : \quad (39)$$

<sup>4</sup> There exists an extension of the diagonal PA's such that it is completely  $\mu_m$ -independent [16], or  $\mu_m$ - and scheme-independent [17].

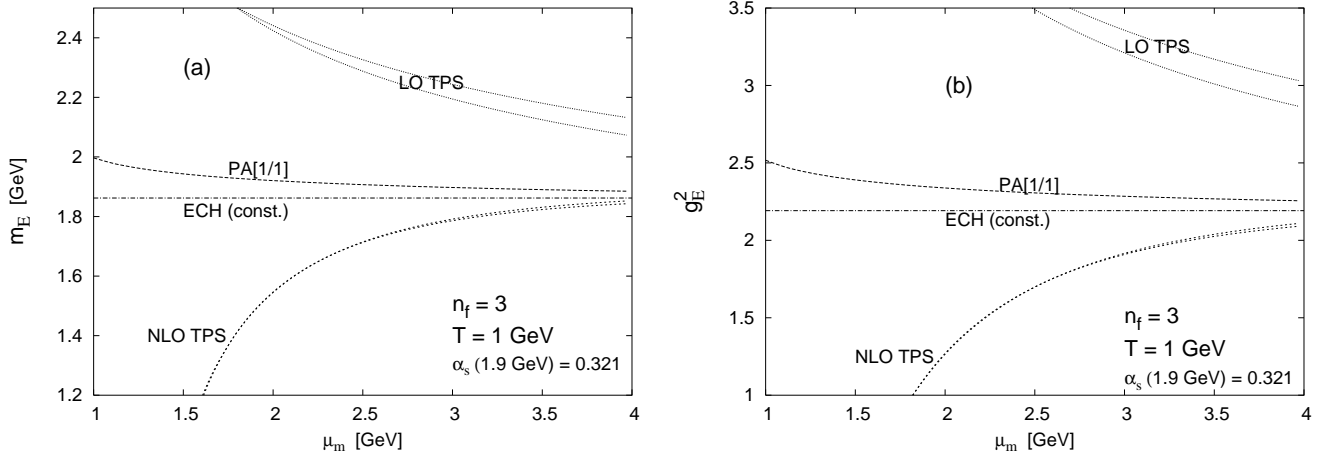


FIG. 1: (a) The Debye screening mass  $m_E$ , and (b) the EQCD coupling parameter  $g_E^2$ , as functions of the renormalization scale  $\mu_m$ , when  $T = 1$  GeV. The upper of the LO TPS (NLO TPS) twin curves has a  $(\frac{2}{m})$  evolved by the one-loop (two-loop) RGE from  $a(m^2)$ . The other curves have a  $(\frac{2}{m})$  evolved by the four-loop PA  $[2=3]$  beta function.

At  $T = 1$  GeV (and  $n_f = 3$ ), this value is  $m_E^{(0)} = 1.923 \text{ GeV}$ .<sup>5</sup>

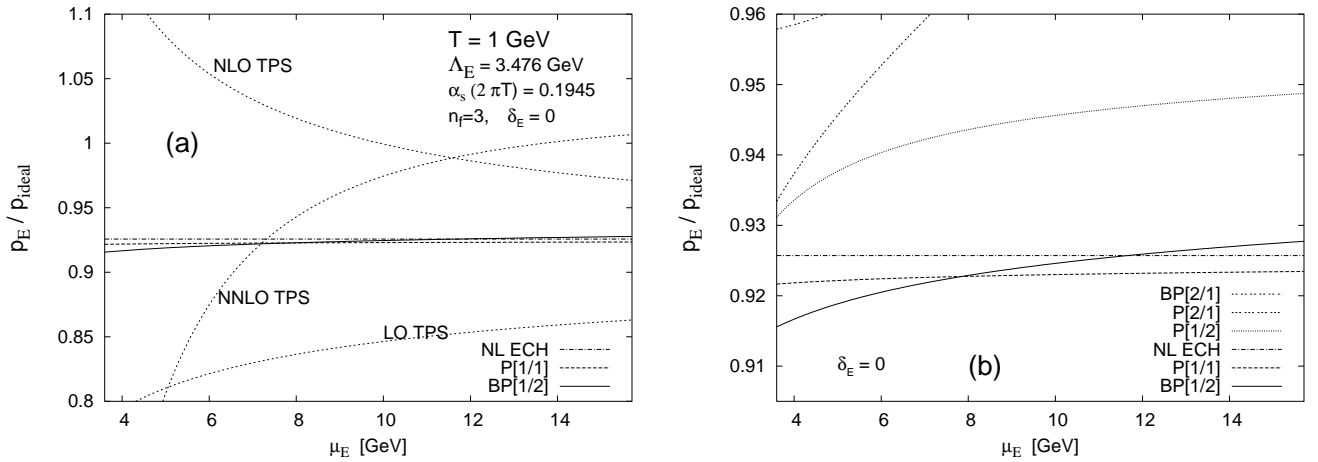


FIG. 2: The short-distance pressure  $p_E$ , at  $T = 1$  GeV, as a function of the corresponding renormalization scale  $\mu_E$  { various resummed expressions based on the perturbation series (34)–(35) in powers of  $a(\mu_E) = [g_s(\mu_E)]^2$ , and  $\delta_E = 0$  was taken. Figure (b) has a finer vertical scale and includes some approximations not shown in Fig. (a).

In Figs. 2 (a) and 2 (b) we present the short-distance pressure  $p_E$  as a function of the respective renormalization scale  $\mu_E$  { various resummed expressions based on the perturbation series (34)–(35) in powers of  $a(\mu_E) = [g_s(\mu_E)]^2$ , for  $T = 1$  GeV and  $\delta_E = 0$ . The naming of each resummation refers to the use of the corresponding approximation for  $p_E^{\text{can}}$ : in  $p_E$  of Eq. (34) as a function of  $a(\mu_E) = [g_s(\mu_E)]^2$ . For example, P [2/1] means that we apply to the perturbation series (35) in powers of  $a(\mu_E)$  the Padé approximant P [2/1]( $a(\mu_E)$ ); BP [1/2] means that we apply P [1/2] to the Borel transform of expansion (35) { cf. Appendix A. The range of  $\mu_E$  is around  $2T$ , i.e., the order of the relevant physical modes contributing to  $p_E$ . Further, the IR cutoff  $\mu_E$  is taken fixed:  $\mu_E = 2T m_E^{(0)}(T)^{1/2}$ . The results are normalized by  $p_{\text{ideal}} = (8^2=45)/(1+2\ln_f=32)$ , i.e., the expression for the pressure when  $T \rightarrow 1$  [cf. Eq. (34)]. From Fig. 2 (a) we see that the TPS's are not acceptable, due to too strong  $\mu_E$ -dependence. For the same reason, as seen from Fig. 2 (b), the approximations P [1/2], P [2/1], and Borel-Padé BP [2/1] are not acceptable. The only acceptable

<sup>5</sup> Fig. 1 (a) was presented in our previous work [21], but there the curves are slightly lower (by about 0.02 GeV) due to inadvertent omission of the factor  $(1+n_f=6)^{-1}$  appearing in our Eq. (30) for  $P_m$ .

candidates are: (NL)ECH, P [1/1], and BP [1/2]. We note that (NL)ECH and P [1/1] are based explicitly only on the NLO series (up to  $a^2$ ) of Eq. (35). Nonetheless, we will include later P [1/1] of  $p_E^{\text{can}}$ : in some of our results, because it is close to BP [1/2] and is very stable under variation of  $\mu_E$  (NL ECH also gives values close to P [1/1] and BP [1/2]). Although the results are presented only for the case  $T = 1$  GeV and  $\delta_E = 0$ , the conclusions remain the same for other temperatures, and for other values of  $\mu_E$  in the interval (37).

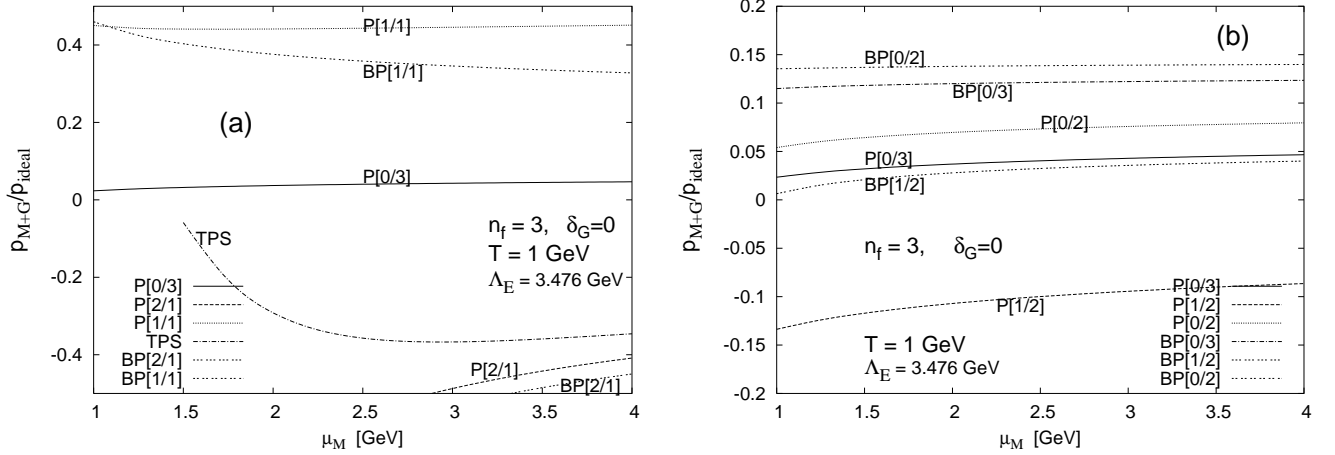


FIG. 3: The long-distance pressure  $p_{M+G}$ , at  $T = 1$  GeV, as a function of the corresponding renormalization scale  $\mu_M$  { various approximants are applied to the perturbation expansion (32) in powers of  $g_s(\mu_M)$ , and  $\delta_G = 0$  was taken. Figure (b) has a finer vertical scale and includes some approximants not shown in Fig. (a).

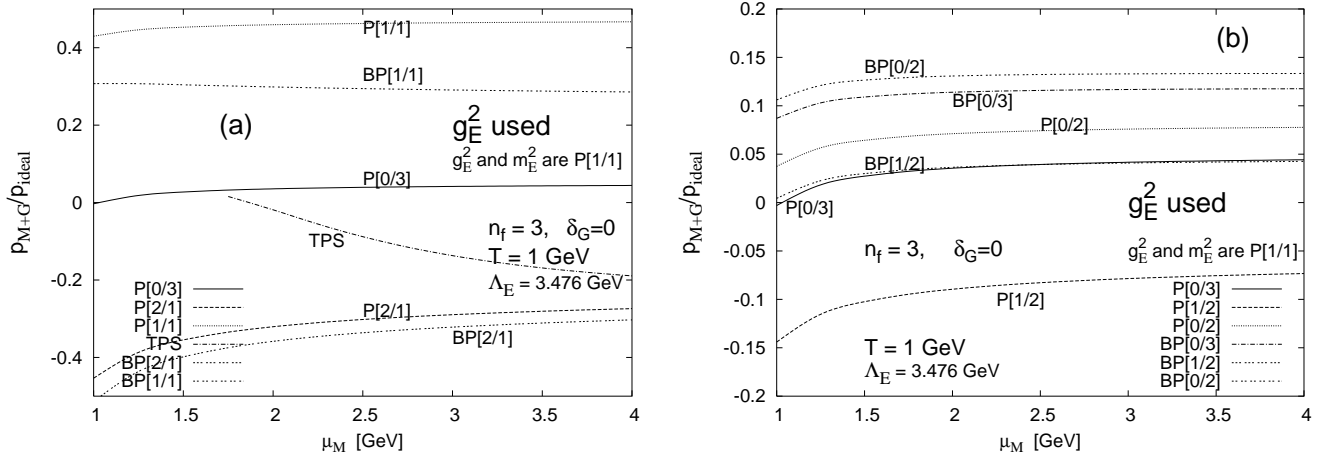


FIG. 4: Same as in Figs. 3, but now  $p_{M+G}$  is based on expansion (27) in  $g_E^2 = m_E^2$ . Details are given in the text.

Similar analysis is now performed for the long-distance pressure  $p_{M+G}$ . Padé and Borel-Padé resummations are first applied to expansion (32) for  $p_{M+G} / (p_{M+G} = m_E^3)$  which starts with one and is in powers of  $g_s(\mu_M)$  { cf. Appendix A for more details. In Figs. 3 (a) and 3 (b) we present the results of various resummations as a function of the respective renormalization scale  $\mu_M$ , for  $T = 1$  GeV and  $\delta_G = 0$ . The factor  $m_E^3$  in the first line of Eq. (32) was taken with P [1/1] form  $m_E^2(\mu_M)$ , with the renormalization scale  $\mu_m = \mu_M$ . The UV cutoff  $\mu_E$  was taken fixed according to the formula:

$\mu_E = (2 T m_E^{(0)})^{1/2}$ . The TPS and some of the other resummations show significant  $\mu_M$ -dependence. However, what appears more important to us is that only some of the weakly  $\mu_M$ -dependent resummations give similar ("clustered") values: BP [0/2], BP [0/3], P [0/2], P [0/3], and BP [1/2]. However, BP [0/2] and P [0/2] are of lower order (NNLO) and do not take explicitly into account the numerically important  $g_s^3$  terms of expansion (32) of  $p_{M+G}$  ( $g_s^6$  in  $p_{M+G}$ ). We decide at this stage to consider only the N<sup>3</sup>LO "clustered" resummations: P [0/3], BP [1/2], and BP [0/3]. The approximant P [0/2]( $g_s$ ) for  $p_{M+G}$  was considered in our previous work [21], and we include it later in Fig. 7 (a) in the presentation of  $p(T)$ . The conclusions of this paragraph survive when other values of  $T$  and  $\delta_G$  are used.

We can apply expansion (27) instead of (32) for  $p_{M+G}$ . The values of  $g_E^2$  and  $m_E^2$  in (27) are chosen as P [1/1]( $\mu_M$ ),

due to their  $\bar{\mu}$ -stability as seen in Figs. 1, and then Pade or Borel-Pade are applied to expansion (27) in powers of  $(g_E^2 = m_E)$ . When expansion (27) is evaluated as TPS, the values for  $g_E^2$  and  $m_E^2$  are taken as simple (NLO) TPS's (28)–(29) at  $\bar{\mu} = \bar{m}$ . The results of such a procedure are presented in Figs. 4. The conclusions are in this case the same as in the procedure leading to Figs. 3: only the N<sup>3</sup>LO "clustered" resummations P [0/3], BP [1/2], and BP [0/3] are considered as acceptable, and this conclusion turns out to be independent of  $T$  and  $\mu_G$ .

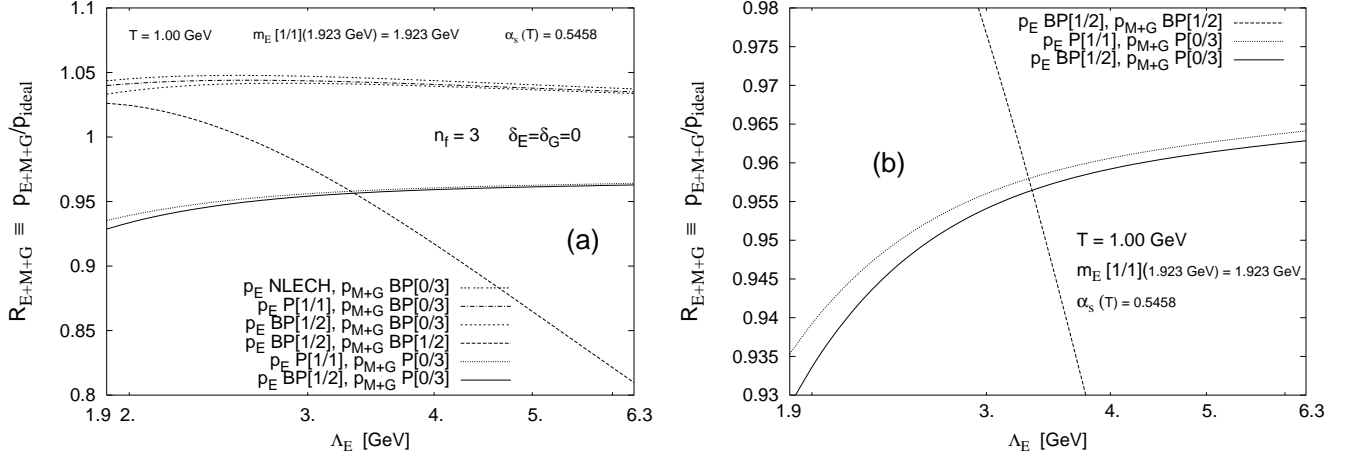


FIG. 5: The total pressure  $p_{QCD} = p_E + p_{M+G}$ , at  $T = 1$  GeV, as a function of the corresponding factorization scale  $\mu_E$  { various approximations are applied separately to the perturbation expansions  $p_E^{can}(\mu_E)$  (35) and  $p_{M+G}(g_s(\mu_M))$  (32). Details are given in the text. Figure (b) has a finer vertical scale.

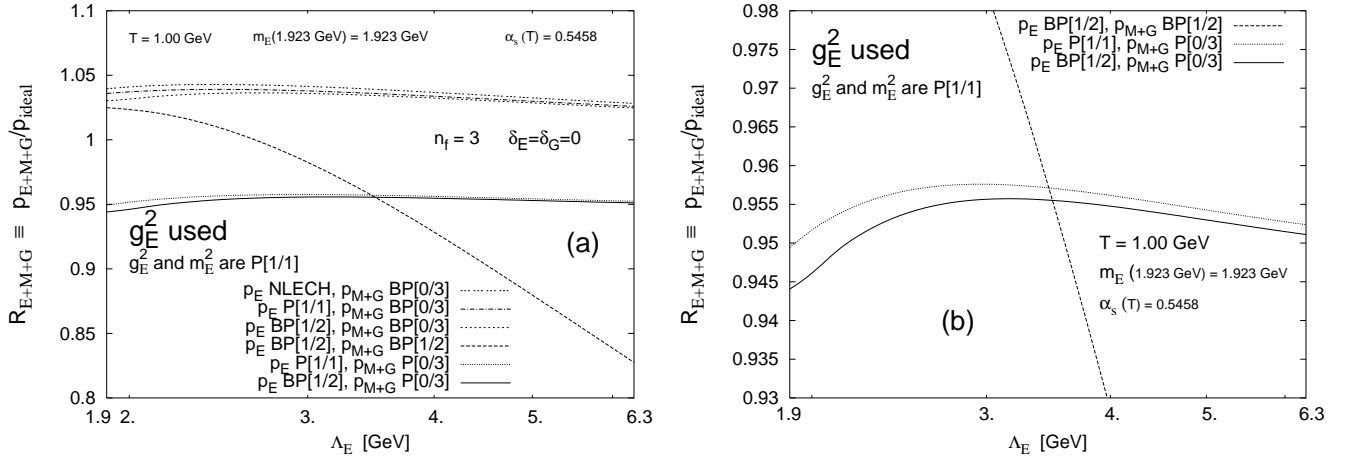


FIG. 6: Same as in Figs. 5, but now  $p_{M+G}$  is based on expansion (27) in  $g_E^2 = m_E$ . Further details are given in the text.

Another necessary condition for an acceptable resummation is that the spurious  $\mu_E$ -dependence in the total sum  $p_E + p_{M+G}$  be weak. In Figs. 5(a) and 5(b) we present the results on  $\mu_E$ -dependence, at  $T = 1$  GeV, combining various aforementioned resummations for  $p_E$  and  $p_{M+G}$  that were found acceptable so far. Here,  $m_E = m_E^{(0)}$  was fixed in the aforementioned way (39),  $\mu_E = 2 T$ , and  $\mu_M = \mu = m_E^{(0)}$ . Now,  $\mu_E \notin P_{EM}$ , but varies between  $\mu_M$  (1.9 GeV) and  $\mu_E$  (6.3 GeV). The two unknown parameters were chosen to be  $\delta_E = \delta_G = 0$ . We see that the upper three curves in Fig. 5(a) give values  $p > p_{ideal}$ , which is unacceptable. Further, the curve where BP [1/2] is used for  $p_E^{can}$ : as well as for  $p_{M+G}$  has strong  $\mu_E$ -dependence, and is therefore unacceptable. Thus, we are left with just two resummations which fulfill the necessary conditions of weak  $\mu_E$ ,  $\mu_M$  and  $\mu_E$  dependence:

1. P [1/1]( $\mu_E$ ) for  $p_E^{can}(\mu_E)$  and P [0/3]( $g_s(\mu_M)$ ) for  $p_{M+G}$ ;

2. BP [1=2]( $a(\epsilon_E)$ ) for  $p_E^{\text{can}}(a(\epsilon_E))$  and  $P[0=3](g_s(\epsilon_M))$  for  $p_{M+G}$ .<sup>6</sup>

These conclusions do not change when the values of  $T$ ,  $\epsilon_E$  and  $\epsilon_G$  are changed. We note that  $P[1=1](a(\epsilon_E))$  is of lower order and therefore does not use the term  $a^3$  in expansion (35).

We can repeat the same analysis, but using expansion (27) for  $p_{M+G}$  in powers of  $(g_E^2 = m_E)$  instead of expansion (32) in powers of  $g_s(\epsilon_M)$ . The values of  $g_E^2$  and  $m_E^2$  are taken as  $P[1=1](a(\epsilon_M))$ , with  $\epsilon_M = \epsilon_m = m_E^{(0)}$ . The results are given in Figs. 6, they are similar to those of Figs. 5, and the conclusions are the same.

Finally, we present the results for these two resumptions as a function of temperature  $T$  in Fig. 7(a), for  $\epsilon_E = \epsilon_G = 0$ , and  $p_{M+G}$  is based on expansion (32) in powers of  $g_s(\epsilon_M)$ . In addition to these two resumptions, we include also the same type of resumptions where the  $p_G$  part is excluded ( $p_E + p_M$ ), where we use in  $p_M$  for the IR cut-off:  $\epsilon_M = (m_E^{(0)})^2 = \epsilon_E$ . We use  $\epsilon_E = 2T$ ;  $\epsilon_M = \epsilon_m = m_E = m_E^{(0)}(T)$ ;  $\epsilon_E = P_{EM}$ . We can see in Fig. 7(a) that

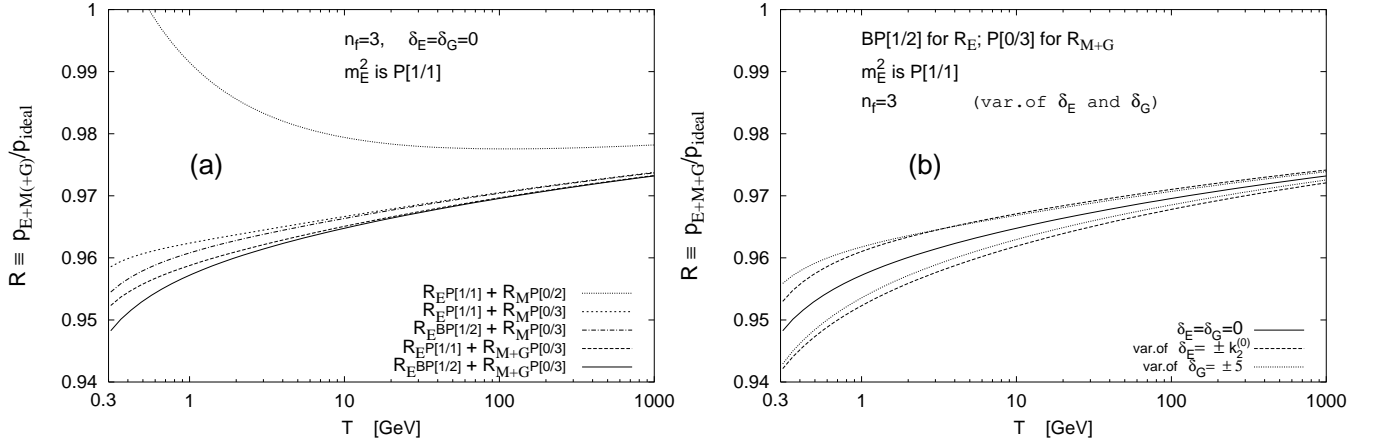


FIG. 7: (a) The total pressure  $p$  (normalized by  $p_{ideal}$ ) as a function of temperature  $T$ , with  $\epsilon_E = \epsilon_G = 0$  { various resumptions are applied: for  $p_E^{\text{can}}(a(\epsilon_E))$  the approximants  $P[1=1](a(\epsilon_E))$  and  $BP[1=2](a(\epsilon_E))$ ; for  $p_{M+G}(g_s(\epsilon_M))$  the approximant  $P[0=3](g_s(\epsilon_M))$ . Shown are also the analogous results when  $p_G$  is excluded. In addition, a resummation which does not account for the  $g_s^6$  terms in  $p_{M+G}$  is included (dotted line). (b) Variation of a specific Padé/Borel-Padé resummation when the unknown parameters  $\epsilon_G$  and  $\epsilon_E$  are varied. The full curves in (a) and (b) are the same curves. Further explanations are given in the text.

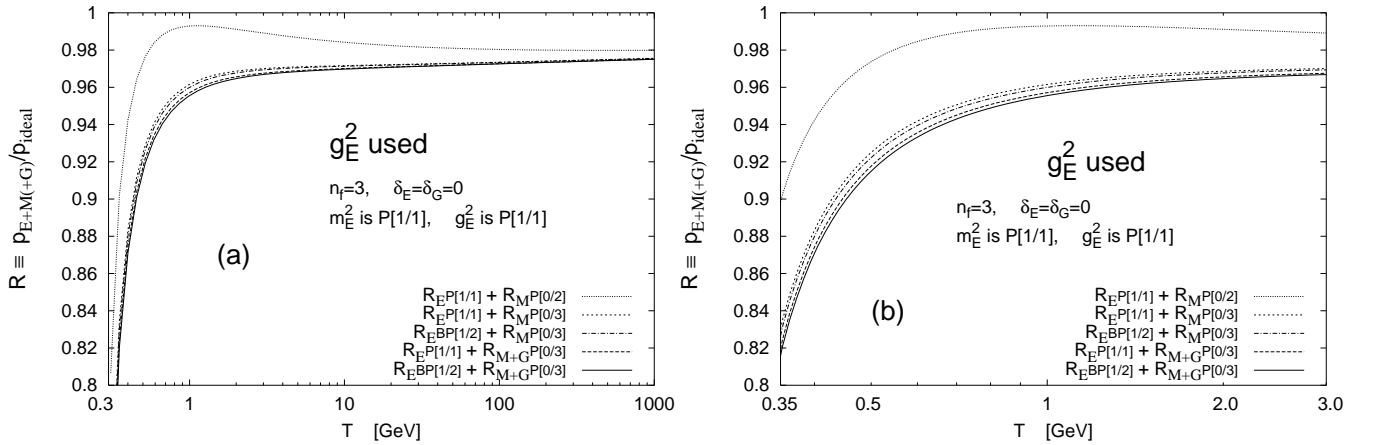


FIG. 8: Same as in Fig. 7(a), but now  $p_{M+G}$  is based on expansion (27) in  $g_E^2 = m_E$  { using the resummed  $g_E^2$  and  $m_E^2$  as  $P[1=1](a(\epsilon_M))$ . Fig. (b) shows the low- $T$  behavior in more detail.

the presence of  $p_G$ , at least for  $\epsilon_G = 0$ , decreases the value of the total pressure somewhat. For comparison, we also

<sup>6</sup> NL ECH could be used instead of  $P[1/1]$  or  $BP[1/2]$  for  $p_E^{\text{can}}$ , but the results are similar in all three cases.

include the result of resummation of  $P$  [1/1] for  $p_E^{\text{can}}$  and  $P$  [0/2] for  $p_M$  (cf. Ref. [21]), i.e., the case where the terms  $g_s^3$  in  $p_{M+G}$  (terms  $g_s^6$  in  $p_{M+G}$ ) are not explicitly accounted for (and neither are the terms  $g_s^6$  in  $p_E$ ). Fig. 7(a) shows one interesting feature: when the terms  $g_s^6$  in  $p_{M+G}$  are explicitly accounted for in the resummation, the sign of the curvature becomes negative in the entire temperature interval (i.e., at least there where the resummation is applicable:  $T > 0.3$  GeV). Thus the curvature at low temperatures has now the same sign as suggested by lattice calculations. For  $T < 0.3$  GeV our resummations cannot be applied any more, because in that case  $m = m_M < 0.81$  GeV, but the  $P$  [2=3](a) beta function does not allow running below such values. When we vary the values of  $g_E$  and  $g_G$  in the intervals (21) and (37), respectively, the predictions do not change much. This is presented in Fig. 7(b). The lattice results for  $p=p_{\text{ideal}}$  are available for temperatures below 1 GeV, and they remain below 0.90 in the temperature interval [0.3 GeV, 1. GeV]. Thus, the results of Figs. 7 have in this interval the same curvature, but higher values  $p=p_{\text{ideal}} = 0.95$ .

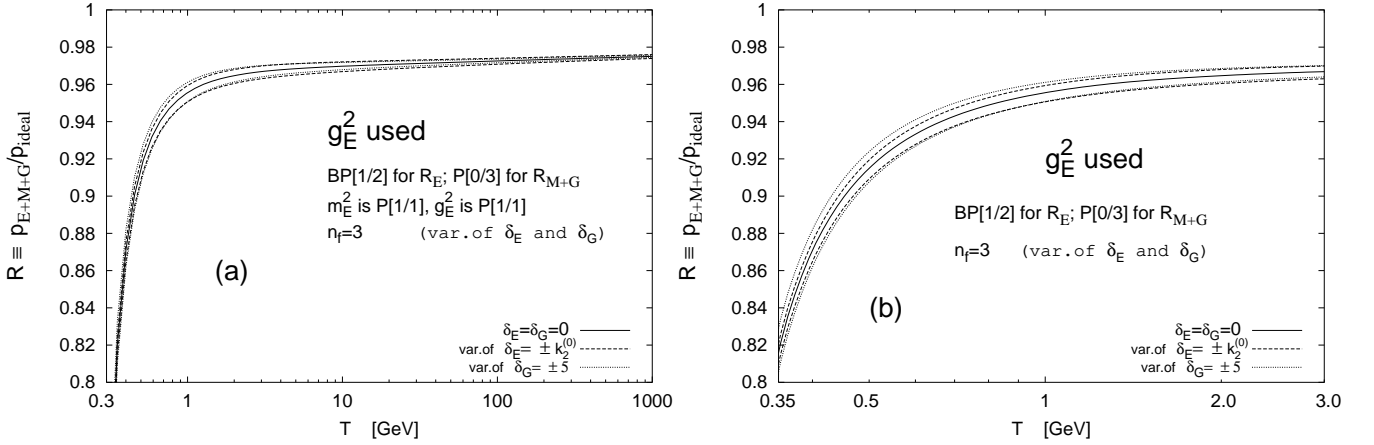


FIG. 9: Same as in Fig. 7(b), but now  $p_{M+G}$  is based on expansion (27) in  $g_E^2 = m_E$  (using the resummed  $g_E^2$  and  $m_E^2$  as  $P$  [1=1](a ( $m$ ))). Fig. (b) shows the low- $T$  behavior in more detail. The full curves are the same as the full curves in Figs. 8.

When we do not base the resummations of  $p_{M+G}$  on expansion (32) in powers of  $g_s(m)$ , but rather on expansion (27) in powers of  $g_E^2 = m_E$  [and using the resummed  $g_E^2$  and  $m_E^2$  as  $P$  [1=1](a ( $m$ ))], remarkable changes occur for the results of  $p=p_{\text{ideal}}$  as a function of temperature. The obtained results analogous to those of Fig. 7(a), for various resummations, are presented in Figs. 8; and those analogous to Fig. 7(b), for variations when  $E$  and  $G$  vary, are presented in Figs. 9. The "low order" dotted curve in Figs. 8 (the uppermost), which does not use information on  $g_s^6$  terms, now changes the curvature to negative in the low temperature regime. Thus, we see that certain Padé resummations can predict the correct negative curvature without having any information on the  $g_s^6$  terms. Further, this phenomenon indicates that the resummations of  $p_{M+G}$  based on expansion (27) in powers of the effective QCD theory parameter  $g_E^2 = m_E$  are more reliable than those based on expansion (32) in powers of  $g_s$ . Another interesting feature of the resummed results of Figs. 8 and 9 is that the "higher order" resummations of pressure fall down fast when the temperature decreases below 1 GeV. All this brings these low- $T$  results closer to those of lattice calculations, the feature which will be discussed and presented in more detail in the next Section. Another positive feature can be read off from Figs. 9: variation of the Padé and Borel-Padé resummed predictions, when the unknown parameters  $g_G$  and  $g_E$  are varied in the generously wide intervals (21) and (37), is rather weak.

Now we investigate how the results change if, instead of Padé or Borel-Padé, simple TPS evaluations are applied to all expansions: to expansion (35) for  $p_E^{\text{can}}$ ; to (28) and (29) for  $m_E^2$  and  $g_E^2$ , and to (32) or (27) for  $p_{M+G}$ . The results for pressure, as a function of temperature, are presented in Figs. 10(a) and 10(b), when expansions (32) and (27) are used for  $p_{M+G}$ , respectively. We enforce here:  $m = m_M$ ; and either  $m = (m_E^2)^{(TPS)}(m)^{1=2}$ , or  $m = (m_E^2)^{P[1=1]}(m)^{1=2}$  [the latter is  $m_E^{(0)}(T)$  of Eq. (39)]. The curves with (NL)TPS  $m_E^2$  are continued down to such temperatures where the aforementioned condition  $m = m_E$  cannot be enforced any more, indicating that this (perturbative) TPS method becomes inapplicable below such temperatures  $T \approx 2$  GeV. The curves with  $P$  [1/1]  $m_E^2$  in Figs. 10 can in principle be shown, as earlier, for temperatures down to  $T \approx 0.3$  GeV; however, their values (for  $j_E \approx j_G \approx j_2^{(0)}$ ) fall drastically:  $p=p_{\text{ideal}} < 0.45$  already at  $T \approx 1$  GeV, which is far too low in comparison with the lattice results, and  $p < 0$  already at  $T \approx 0.5$  GeV. Comparing Figs. 10 with Figs. 7-9, we see that Padé and Borel-Padé methods for pressure appear applicable to substantially lower values of temperature, and are much less dependent on the unknown parameters  $g_E$  and  $g_G$ . Therefore, especially Padé and Borel-Padé results of Figs. 8-9,

with Pade-resummed  $g_E^2$  and  $m_E^2$ , are likely to give more realistic results at low  $T \sim 1$  GeV than the TPS results.

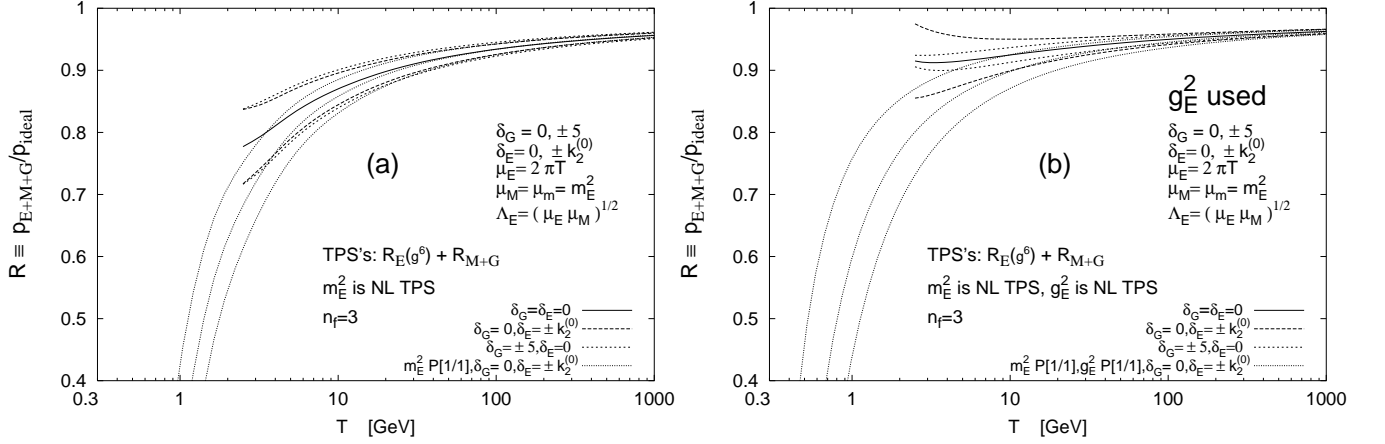


FIG. 10: (a) The total pressure as a function of temperature  $T$  when TPS evaluation is employed for  $p_E^{can}$  and  $p_{M+G}$ , instead of the Pade and Borel-Pade of Fig. 7. (b) Same as in Fig. (a), but now  $p_{M+G}$  is evaluated as expansion (27) in  $g_E^2 = m_E$ . Further explanations are given in the text.

Up until now, all the results presented were for  $n_f = 3$ . In Figs. 11 we present comparison of (Borel-)Pade predictions in the cases  $n_f = 0$  and  $n_f = 3$ : in Fig. 11 (a) when  $p_{M+G}$  is based on expansion (32) in powers of  $g_s$ , and in Fig. 11 (b) when  $p_{M+G}$  is based on expansion (27) in powers of  $g_E^2 = m_E$ . In the latter Figure we also included two curves for the case when the MS function is taken as TPS instead of P [2=3] (a ( )). We see that the negative curvature at low  $T$  survives also in the  $n_f = 0$  case. Further, the results for  $n_f = 0, 3$  depend only very little on the type of the resummation used for the  $\beta$ -function, even at low  $T$ .

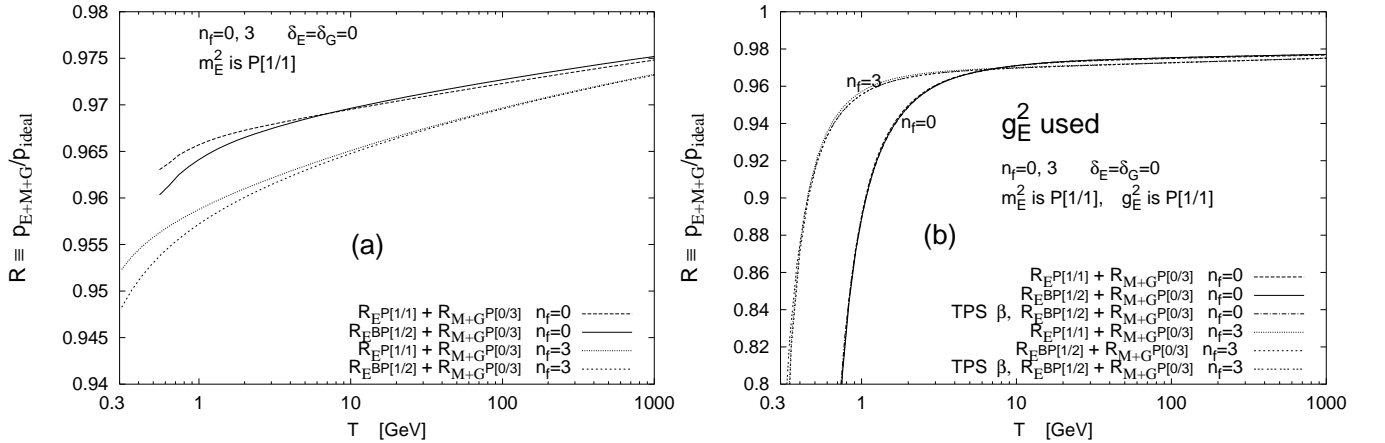


FIG. 11: (a) Analogous to Fig. 7 (a), but with  $n_f = 0$  for comparison; (b) as in Fig. (a), but now  $p_{M+G}$  is based on expansion (27) in  $g_E^2 = m_E$  (using the resummed  $g_E^2$  and  $m_E^2$  as P [1=1] (a ( )), i.e., analogous to Fig. 8 (a) but with  $n_f = 0$  for comparison.

#### IV. COMPARISONS WITH OTHER APPROACHES, AND CONCLUSIONS

An approach different from our resummation is to set all (MS) renormalization scales equal:  $\overline{m} = \overline{p}_E = \overline{m} = \overline{M} = \overline{p}_E$ , and then evaluate  $m_E$ ,  $p_E$  and  $p_{M+G}$  ( $p_{M+G}$ ). This was the approach of Ref. [39], and the evaluation in Ref. [4] was similar as well. In both of these references, TPS evaluations were applied. In Figs. 12 (a) and 12 (b), we present the results of such type of resummation as a function of temperature, when  $p_{M+G}$  is evaluated as TPS (32) and TPS (27), respectively. The common scale was chosen to be  $\overline{m} = 1.79 T$  and the expansions (35), (28), (29), (32) [or (27)] were evaluated as TPS. This should correspond roughly to the method leading to the the dash-dotted

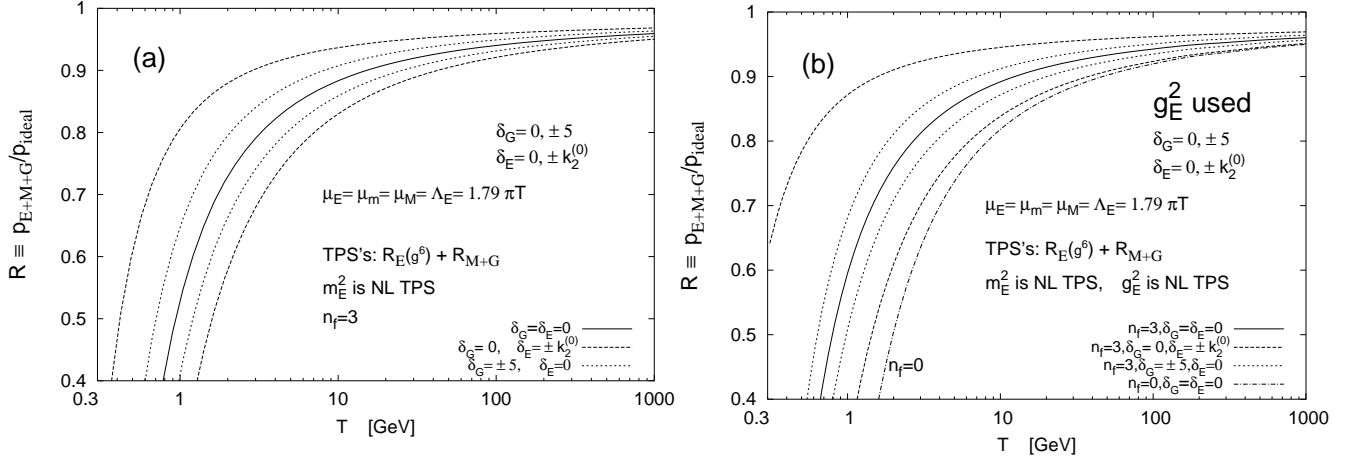


FIG. 12: (a) The total pressure as a function of the temperature  $T$  when TPS evaluation is employed for  $p_E^{can}$ ,  $m_E^2$ , and  $P_{M+G}$  of (32), but with common scales used:  $\mu_E = \mu_m = \mu_M = \Lambda_E = 1.79 \pi T$ . The unknown parameters  $\delta_G$  and  $\delta_E$  are varied in the interval (21) and (37), respectively, for  $n_f = 3$ . (b) same as Fig. (a), but using for  $P_{M+G}$  expansion (27) in powers of  $g_E^2 = m_E$ . Further explanations are given in the text.

curve in Fig. 5 of Ref. [39] for  $n_f = 0$ . We can see from Figs. 12 that this approach gives, at low  $T < 10$  GeV, the results similar to the dotted TPS curves of Figs. 10 where  $P_{[1]}$  was used for  $m_E^2$  and different renormalization scales were used for TPS  $p_E$  and TPS  $P_{M+G}$ . However, in contrast to Ref. [39], most of our TPS curves in Figs. 10 and 12 fall down faster than theirs when temperature decreases to  $T < 1$  GeV ( $T = T_c < 5$ ), and fall down faster than the lattice curves. Only the upper  $n_f = 3$  curve in Fig. 12 (b), corresponding to the choice  $\delta_E = \pm k_2^{(0)}$  (and  $\delta_G = 0$ ), is marginally compatible with the lattice results.

On the other hand, Pade and Borel-Pade resummations, Figs. 8-9, fall down fast at low decreasing  $T$ , but are at the same time much less dependent on the unknown parameters  $\delta_G$  and  $\delta_E$ , as can be seen by comparing with the TPS curves Figs. 10 and 12. The results of Figs. 8-9 are collected and presented in an enlarged form at low temperatures in Fig. 13, and for both  $n_f = 3$  and  $n_f = 0$ , and compared with the predictions of the lattice calculations (Fig. 4 (b) of Ref. [40], which includes lattice results of Refs. [23]). Fig. 13 thus presents our resummation results when Borel-Pade  $[1=2]$  (a) is applied to expansion (35) for  $p_E^{can}$ , and Pade  $[0=3]$  ( $g_E^2 = m_E$ ) to expansion (27) for  $P_{M+G}$ . Further, the range of values of  $P/P_{ideal}$  goes down to 0.5 in order to facilitate comparisons with the lattice results; the variation of the resummed results under the variation of  $\delta_E$  and  $\delta_G$  is now presented also for the  $n_f = 0$  case; and the effect of replacing the Pade-resummed  $P_{[2=3]}$  (a) function by the simple TPS is displayed as well. For the lattice results, we used the values of critical temperature  $T_c(n_f = 3) = 154$  MeV [40], and  $T_c(n_f = 0) = 267$  MeV. The latter value is obtained from the result  $T_c = 0.629$  [22] and  $P_{[1]} = 425$  MeV [40]. Taking into account that all lattice results should be taken with an error of 10-15%, we see from Fig. 13 that our resummed results come at low temperatures quite close to the lattice results, although our resummations are based only on perturbation expansions. Further, in contrast to the various TPS evaluations, the dependence of our results on the unknown parameters  $\delta_G$  and  $\delta_E$  is much weaker.

Finally, we wish to stress once more that the crucial point of our approach was to treat separately the short-distance ( $p_E$ ) and long-distance ( $m_E^2, g_E^2, P_{M+G}$ ) quantities { using in them the renormalization (and factorization) scales which correspond roughly to the physical scales of the considered quantity, and then performing either Pade or Borel-Pade resummation of each quantity. In this way we arrive at predictions which seem to be physically significant: they are (almost) independent of the unphysical renormalization scale  $\mu$  and are well compatible with lattice results at lower temperature. On the other hand, simple TPS evaluations do not yield reasonable results for the long-distance quantities at low temperatures, because the perturbation series at such low energy scales ( $g_s T$ ) does not show any convergence. However, this practical problem at low temperatures virtually disappeared when Pade and/or Borel-Pade resummations were applied instead.

#### Acknowledgments

We thank M. Laine for helpful communication. This work was supported in part by FONDECYT (Chile) grant No. 1010094 (G.C.).



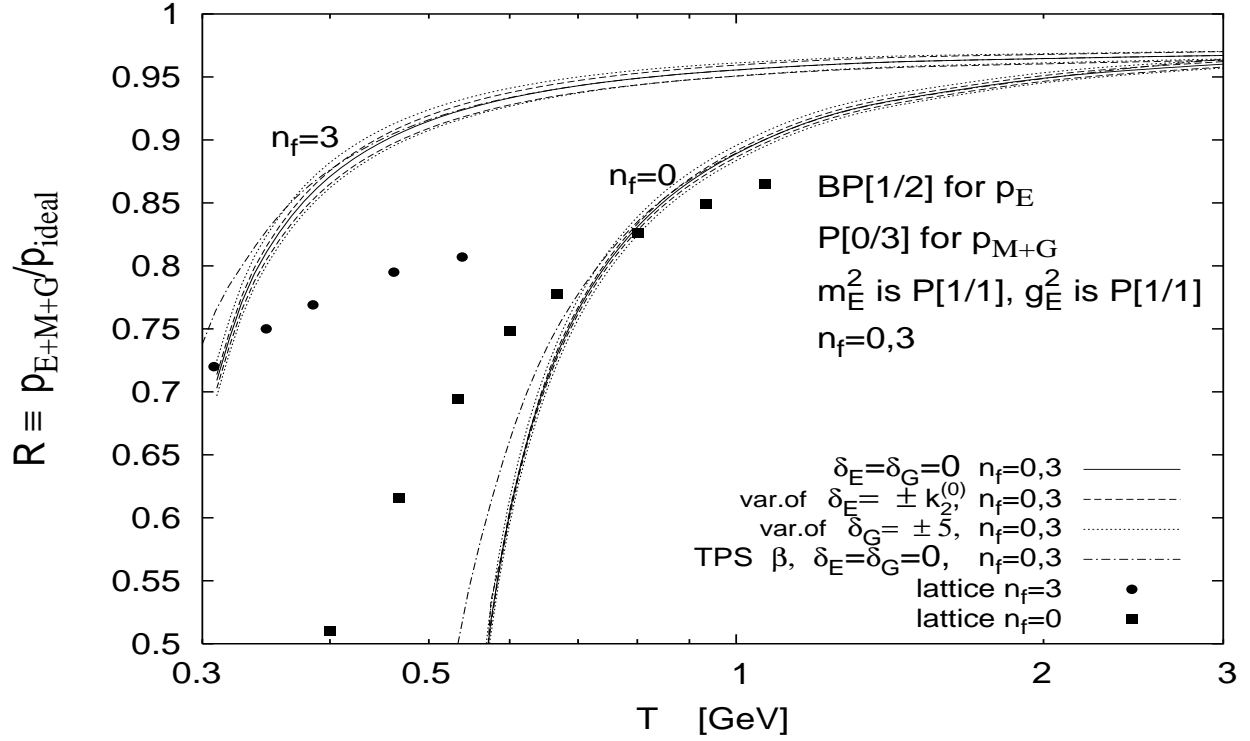


FIG. 13: Summary of our results for  $n_f = 3$  and  $n_f = 0$ , when the unknown parameters  $\delta_E$  and  $\delta_G$  are varied. The resummation of  $p_{M+G}$  was performed on the basis of expansion (27) for  $p_{M+G}$  in powers of  $g_E^2 = m_E^2$ . Other details given in the text.

#### APPENDIX A : PADE AND BOREL-PADE APPROXIMANTS

In this Appendix, we describe the procedure we used to obtain the Pade and Borel-Pade approximants on the bases of perturbation expansions (28), (29), (32), (27) and (35). In expansions (28), (29) and (35), the expansion parameter was  $a(\Gamma) = [g_s(\Gamma)]^2$ . The canonical expansions of this type have the form :

$$S(a) = a^{-1} + \sum_{n=1}^{\infty} r_n a^n : \quad (A1)$$

Pade approximant of order  $(N; M)$  is  $P[N/M]_S(a) = P_N(a)/P_M(a)$ , i.e., the ratio of polynomials  $P_N(a)$  and  $P_M(a)$  of order  $N$  and  $M$ , respectively. The coefficients of these polynomials are determined by the requirement that the re-expansion of the approximant in powers of  $a$  reproduce the terms up to (and including)  $a^{N+M}$  in the expansion (A1). For example,

$$P[1/1](a) = \frac{a}{(1 - r_1 a)} : \quad (A2)$$

The Borel-Pade approximation  $BP[N/M]_S(a)$  is constructed from expansion (A1) by applying Pade  $P[N/M]_{B_S}(b)$  to the expansion of the Borel-transform

$$B_S(b) = 1 + \sum_{n=1}^{\infty} \frac{r_n}{n!} b^n ; \quad (A3)$$

and then performing the Borel integration

$$BP[N/M]_S(a) = \frac{1}{a} \int_0^{\infty} db \exp\left(-\frac{b}{a}\right) P[N/M]_{B_S}(b) : \quad (A4)$$

In principle, the integration here is along the positive  $b$ -axis. In order to avoid any possible poles on the positive  $b$ -axis, the integration is in general performed along a ray in the  $b$  plane, say:  $b = r \exp(i\theta)$ , with  $\theta \neq 0$  arbitrary

and  $x = \beta j$  is integrated from zero to infinity, and the real part of the result is taken (cf. Ref. [35]). This leads, by Cauchy theorem, to the Principal Value (PV) prescription for integral (A 4).

On the other hand, expansions (32) and (27) for  $\mathcal{P}_M + G$  have the following form :

$$T(g) = 1 + \sum_{n=1}^{\infty} t_n g^n ; \quad (A 5)$$

where  $g = g_s(\mu)$  or  $g = g_E^2/m_E$ . Padé approximant  $P[N/M]_T(g) = P_N(g)/P_M(g)$  was in this case simply the Padé applied to expansion (A 5). The Borel-Padé approximation  $BP[N/M]_T(g)$  was constructed from expansion (A 5) by applying Padé  $P[N/M]_{\mathcal{E}_T}(z)$  to the (expansion) of the following Borel transform of  $T$  :

$$\mathcal{B}_T(z) = 1 + \sum_{n=1}^{\infty} \frac{t_n}{n!} z^n ; \quad (A 6)$$

and then performing the corresponding Borel integration

$$BP[N/M]_T(g) = \frac{1}{g} \int_0^{\infty} dz \exp\left(-\frac{z}{g}\right) P[N/M]_{\mathcal{E}_T}(z) ; \quad (A 7)$$

Again, in order to avoid the possible poles at  $z > 0$ , the integration is performed along a ray in the  $z$ -plane and the real part is taken.

- 
- [1] For excellent recent reviews see: U. Kraemmer and A. Rebhan, Rept. Prog. Phys. 67, 351 (2004) [hep-ph/0310337]; J.O. Andersen and M. Strickland, hep-ph/0404164.
- [2] P. Arnold and C. x. Zhai, "The Three Loop Free Energy For Pure Gauge QCD," Phys. Rev. D 50, 7603 (1994) [hep-ph/9408276]; ibid. 51, 1906 (1995) [hep-ph/9410360]; C. x. Zhai and B. Kastening, Phys. Rev. D 52, 7232 (1995) [hep-ph/9507380].
- [3] E. Braaten and A. Nieto, Phys. Rev. Lett. 76, 1417 (1996) [hep-ph/9508406]; Phys. Rev. D 53, 3421 (1996) [hep-ph/9510408].
- [4] K. Kajantie, M. Laine, K. Rummukainen and Y. Schroder, Phys. Rev. D 67, 105008 (2003) [hep-ph/0211321].
- [5] K. Kajantie, M. Laine, K. Rummukainen and Y. Schroder, JHEP 0304, 036 (2003) [hep-ph/0304048].
- [6] T. S. Biro, P. Levai and B. Muller, Phys. Rev. D 42, 3078 (1990); A. Peshier, B. Kampfer, O. P. Pavlenko and G. So, Phys. Rev. D 54, 2399 (1996); P. Levai and U. W. Heinz, Phys. Rev. C 57, 1879 (1998) [hep-ph/9710463].
- [7] J. P. Blaizot, E. Iancu and A. Rebhan, Phys. Lett. B 470, 181 (1999) [hep-ph/9910309]; Phys. Rev. Lett. 83, 2906 (1999) [hep-ph/9906340]; Phys. Rev. D 63, 065003 (2001) [hep-ph/0005003]; A. Peshier, Phys. Rev. D 63, 105004 (2001) [hep-ph/0011250].
- [8] F. Karsch, A. Patkos and P. Petreczky, Phys. Lett. B 401, 69 (1997) [hep-ph/9702376]; J.O. Andersen and M. Strickland, Phys. Rev. D 64, 105012 (2001) [hep-ph/0105214].
- [9] S. Chiku and T. Hatsuda, Phys. Rev. D 58, 076001 (1998) [hep-ph/9803226].
- [10] J.O. Andersen, E. Braaten and M. Strickland, Phys. Rev. Lett. 83, 2139 (1999) [hep-ph/9902327]; Phys. Rev. D 61, 014017 (2000) [hep-ph/9905337]; Phys. Rev. D 61, 074016 (2000) [hep-ph/9908323]. J.O. Andersen, E. Petitgirard and M. Strickland, hep-ph/0302069.
- [11] George A. Baker, Jr. and Peter Graves-Morris, Padé Approximants, 2nd edition, (Encyclopedia of Mathematics and Its Applications, Vol. 59), edited by Gian-Carlo Rota (Cambridge University Press, 1996).
- [12] E. Gardi, Phys. Rev. D 56, 68 (1997) [hep-ph/9611453].
- [13] S. J. Brodsky, J. R. Ellis, E. Gardi, M. Karliner and M. A. Samuel, Phys. Rev. D 56, 6980 (1997) [hep-ph/9706467].
- [14] J. R. Ellis, E. Gardi, M. Karliner and M. A. Samuel, Phys. Rev. D 54, 6986 (1996) [hep-ph/9607404]; Phys. Lett. B 366, 268 (1996) [hep-ph/9509312]; E. Gardi, Acta Phys. Polon. B 28, 3067 (1997) [hep-ph/9709272].
- [15] V. L. Eletsky and V. S. Popov, Phys. Lett. B 77, 411 (1978); P. A. Raczkza, Phys. Rev. D 43, 9 (1991). U. D. Jentschura, Phys. Rev. D 62, 076001 (2000) [hep-ph/0001135]; Phys. Rev. A 64, 013403 (2001) [arXiv:physics/0010038]; G. Cvetic and J. Y. Yu, Int. J. Mod. Phys. A 16, 57 (2001) [hep-ph/9911376]; Mod. Phys. Lett. A 15, 1227 (2000) [hep-ph/0003241]; D. J. Broadhurst and D. Kreimer, Phys. Lett. B 475, 63 (2000) [hep-th/9912093].
- [16] G. Cvetic, Nucl. Phys. B 517, 506 (1998) [hep-ph/9711406]; Phys. Rev. D 57, 3209 (1998) [hep-ph/9711487]; Nucl. Phys. Proc. Suppl. 74, 333 (1999) [hep-ph/9808273]; G. Cvetic and R. Kogerler, Nucl. Phys. B 522, 396 (1998) [hep-ph/9802248].
- [17] G. Cvetic, Phys. Lett. B 486, 100 (2000) [hep-ph/0003123]; G. Cvetic and R. Kogerler, Phys. Rev. D 63, 056013 (2001) [hep-ph/0006098].
- [18] M. Doring and R. Kogerler, to be published.
- [19] M. Neubert, Phys. Rev. D 51, 5924 (1995) [hep-ph/9412265].

- [20] B. Kastening, Phys. Rev. D 56, 8107 (1997) [hep-ph/9708219]; T. Hatsuda, Phys. Rev. D 56, 8111 (1997) [hep-ph/9708257].
- [21] G. Cvetic and R. Kogerler, Phys. Rev. D 66, 105009 (2002) [hep-ph/0207291].
- [22] G. Boyd, J. Engels, F. Karsch, E. Laermann, C. Legeland, M. Lutgemeier and B. Petersson, Phys. Rev. Lett. 75, 4169 (1995); [hep-lat/9506025]. Nucl. Phys. B 469, 419 (1996) [hep-lat/9602007].
- [23] F. Karsch, E. Laermann and A. Peikert, Phys. Lett. B 478, 447 (2000) [hep-lat/0002003].
- [24] A. Papa, Nucl. Phys. B 478, 335 (1996) [hep-lat/9605004]; B. Beinlich, F. Karsch, E. Laermann and A. Peikert, Eur. Phys. J. C 6, 133 (1999) [hep-lat/9707023].
- [25] E. Braaten and A. Nieto, Phys. Rev. D 51, 6990 (1995) [hep-ph/9501375].
- [26] P. H. Ginsparg, Nucl. Phys. B 170, 388 (1980); T. Appelquist and R. D. Pisarski, Phys. Rev. D 23, 2305 (1981).
- [27] K. Kajantie, M. Laine, K. Rummukainen and M. E. Shaposhnikov, Nucl. Phys. B 458, 90 (1996) [hep-ph/9508379].
- [28] D. J. Gross, R. D. Pisarski and L. G. Ya e, Rev. Mod. Phys. 53, 43 (1981).
- [29] A. D. Linde, Rept. Prog. Phys. 42, 389 (1979); A. D. Linde, Phys. Lett. B 96, 289 (1980).
- [30] E. Braaten, Phys. Rev. Lett. 74, 2164 (1995) [hep-ph/9409434].
- [31] K. Farakos, K. Kajantie, K. Rummukainen and M. E. Shaposhnikov, Nucl. Phys. B 425, 67 (1994) [hep-ph/9404201].
- [32] S. Nadkarni, Phys. Rev. D 38, 3287 (1988).
- [33] N. P. Landsman, Nucl. Phys. B 322, 498 (1989).
- [34] B. V. Geshkenbein, B. L. Io e and K. N. Zybalyuk, Phys. Rev. D 64, 093009 (2001) [hep-ph/0104048].
- [35] G. Cvetic and T. Lee, Phys. Rev. D 64, 014030 (2001) [hep-ph/0101297]; G. Cvetic, C. Dib, T. Lee and I. Schmidt, Phys. Rev. D 64, 093016 (2001) [hep-ph/0106024].
- [36] G. G runberg, Phys. Lett. 95B, 70 (1980), 110B, 501 (E) (1982); 114B, 271 (1982); Phys. Rev. D 29, 2315 (1984).
- [37] A. L. Kataev, N. V. Krasnikov, and A. A. Pivovarov, Nucl. Phys. B 198, 508 (1982).
- [38] A. Dhar and V. Gupta, Phys. Rev. D 29, 2822 (1984); V. Gupta, D. V. Shirkov, and O. V. Tarasov, Int. J. Mod. Phys. A 6, 3381 (1991).
- [39] J. P. Blaizot, E. Iancu and A. Rebhan, Phys. Rev. D 68, 025011 (2003) [hep-ph/0303045].
- [40] F. Karsch, Nucl. Phys. A 698, 199 (2002) [hep-ph/0103314], and references therein.