

The study of the charged top-pion decay processes

Xuelei Wang , Wenna Xu, Linlin Du

College of Physics and Information Engineering,

Henan Normal University, Xinxiang 453002. P.R.China ^{*†}

October 29, 2018

Abstract

In the framework of top-color assisted technicolor(TC2) theory, we study the four decay processes of charged top-pion, i.e., $\Pi_t^+ \rightarrow t\bar{b}$, $\Pi_t^+ \rightarrow c\bar{b}$, $\Pi_t^+ \rightarrow W^+\gamma$, $\Pi_t^+ \rightarrow W^+Z^0$, the decay branching ratio of these modes are calculated. The results show that the main decay channels of charged top-pion are the tree level modes: $\Pi_t^+ \rightarrow t\bar{b}$ and $\Pi_t^+ \rightarrow c\bar{b}$. Light Π_t^+ is easier to be detected than heavy one at future coliders. So, the study provides us some useful information to search for charged top-pion.

PACS number(s): 12.60.Nz, 14.80.Mz, 12.15.LK, 14.65.Ha

^{*}This work is supported by the National Natural Science Foundation of China(10175017), the Excellent Youth Foundation of Henan Scientific Committee(02120000300), the Henan Innovation Project for University Prominent Research Talents(2002kycx009).

[†]E-mail:wangxuelei@263.net

I. Introduction

The large top quark mass suggests new dynamics, potentially associated with electroweak symmetry breaking(EWSB). The Glashow-Weinberg-Salam (GWS) theory has obtained great success in describing the electromagnetic and weak interactions, but the mechanism of electroweak symmetry breaking is still unclear. So, probing the mechanism of EWSB will be one of the most important task both in the theoretical research and at the future high energy colliders. To find the source of mass, we must find the cause of EWSB and the cause of flavor symmetry breaking. The standard Higgs Model, which bases on the gauge group $SU(3)_C \otimes SU(2)_W \otimes U(1)_Y$, accommodates the symmetry breakings, but the standard model doesn't explain the dynamic mechanism of the mass generation, and the scalar sector suffers from two serious problems: the gauge hierarchy and the triviality.

A new strong dynamics theory, technicolor(TC) model introduced by Weinberg and Susskind[1], offers a new insight into possible mechanisms of electroweak symmetry breaking. This kind of strong dynamical models of EWSB have evolved in the past dozens of years. In order to generate the masses of quarks and leptons, the extended technicolor has been introduced. The simplest QCD-like extended technicolor model[2] leads to a too large oblique correction S parameter[3], and is already ruled out by the CERN e^+e^- collider LEP precision electroweak measument data [4, 5]. Various improvements have been proposed to make the predictions consistent with the LEP precision measurement data. As late as 1990s, we arrived at a viable model in which a new dynamic, topcolor, can coexist and the top quark acquires a dynamical mass through topcolor. Such model, called topcolor assisted technicolor model(TC2)[6], is consistent with the experimental limits and predicts a rich phenomenology that may be accessible to the colliders.

In TC2 theory, the electroweak symmetry breaking(ESB) is driven mainly by technicolor interactions, the extended technicolor give contributions to all ordinary quark and lepton masses including a very small portion of the top quark mass: $m'_t = \varepsilon m_t$ ($0.03 \leq \varepsilon \leq 0.1$)[7]. The topcolor interactions also make small contributions to the ESB and give rise to the main part of the top mass $(1 - \varepsilon)m_t$. One of the most general predictions of TC2 model

is the existence of three Pseudo-Goldstone Boson in a few hundred GeV region, so called top-pions: Π_t^0, Π_t^\pm . The physical particle top-pions can be regarded as the typical feature of TC2 model. Thus, probing the possible signature of top-pions at the high energy colliders is a good method to test TC2 model. In order to determine which channel is the best one to search for top-pions, we need to know its decay branching ratio of each decay modes. The decay branching ratio of neutral top-pion has been calculated in Ref.[8]. The results show that the flavor-changing mode $\Pi_t^0 \rightarrow t\bar{c}$ is the best one to search for neutral top-pion. In this paper, we calculate the decay branching ratio of charged top-pion systematically which can help us to search for charged top-pion.

This paper is organized as follow: In section II, we present the calculation of the Π_t^+ 's decay processes. The numerical results of the decay processes and the conclusions are presented in section III.

II. The calculation of the decay process of the Π_t^+

As it is known, for TC2 model, the underlying interaction, topcolor is non-universal, topcolor is preferential to the third generation particles. The couplings of top-pions to the fermions are proportional to the masses of fermions, so, there exists a large coupling $\Pi_t^+ tb$. Furthermore, the flavor-changing coupling $\Pi_t^+ bc$ can be induced when one writes the interactions in the quark mass eigen-basis.

The relative couplings of Π_t^+ can be written as follow[9]

$$\frac{m_t}{v_w} \tan \beta [\sqrt{2} K_{UR}^{tt} K_{UL}^{bb*} \bar{t}_R b_L \Pi_t^+ + \sqrt{2} K_{UR}^{tc} K_{UL}^{bb*} \bar{c}_R b_L \Pi_t^+] \quad (1)$$

where $\tan \beta = \sqrt{(\frac{v_w}{v_t})^2 - 1}$, $v_t \approx 60 - 100$ GeV is the top-pion decay constant, $v_w = 246$ GeV is the electroweak symmetry breaking scale, K_{UL}^{bb} is the matrix element of the unitary matrix, K_{UL} from which the Cabibbo-Kobayashi-Maskawa(CKM) matrix can be derived as $V = K_{UL}^{-1} K_{UL}$, and K_{UR}^{ij} are the matrix elements of the right-handed rotation matrix K_{UR} , their values can be written as :

$$K_{UL}^{bb*} \approx 1 \quad K_{UR}^{tt} = 1 - \varepsilon \quad K_{UR}^{tc} = \sqrt{2\varepsilon - \varepsilon^2}$$

With above coupling, the charged top-pion can decay to $t\bar{b}$ and $c\bar{b}$ at tree level. On the other hand, the charged top-pion can couple to a pair of gauge bosons through a triangle loop or a self-energy loop. Calculating the relative loops, we obtain the effective couplings of $\Pi_t^+ W^+ \gamma$ and $\Pi_t^+ W^+ Z^0$ as following:

$\Pi_t^+ W^+ \gamma :$

$$\begin{aligned} & \frac{m_t^2 \alpha_e}{6\pi v_w \sin \theta_W} \tan \beta (1 - \varepsilon) \{ l_\mu p_\nu [2(2C_{22} - 2C_{23} + C_{11} - C_{12} + C_0) - (2C'_{22} - 2C'_{23} - C'_{11} \\ & + C'_{12})] + g_{\mu\nu} [-2l \cdot p(C_{11} - C_{12} + C_0) + 4C_{24} - l \cdot p(C'_{11} - C'_{12}) + B'_0 - 2C'_{24} - 3(B'_1 + B'_0)] \\ & + i\varepsilon_{\mu\nu\rho\sigma} l^\rho p^\sigma [2(C_{11} - C_{12} + C_0) + (C'_{11} - C'_{12})] \} \end{aligned}$$

$\Pi_t^+ W^+ Z^0 :$

$$\begin{aligned} & \frac{m_t^2 \alpha_e \tan \beta (1 - \varepsilon)}{4\pi v_w \sin^2 \theta_W \cos \theta_W} \{ l_\mu p_\nu [(2C_{22} - 2C_{23} - C_{12}) - \frac{4}{3} \sin^2 \theta_W (2C_{22} - 2C_{23} - C_{12} + C_{11} + C_0) \\ & - (1 - \frac{2}{3} \sin^2 \theta_W) (2C'_{22} - 2C'_{23} + C'_{12} - C'_{11})] + g_{\mu\nu} [-B_0 - m_t^2 C_0 - p^2 (C_{11} - C_{12}) + l \cdot p C_{12} \\ & + 2C_{24} - \frac{4}{3} \sin^2 \theta_W (l^2 C_{12} + l \cdot p (C_{12} - C_{11} - C_0) + 2C_{24}) - (1 - \frac{2}{3} \sin^2 \theta_W) \\ & (-B'_0 + l \cdot p (C'_{11} - C'_{12}) - l^2 C'_{12} + 2C'_{24}) + 2 \sin^2 \theta_W (B'_1 + B'_0)] \\ & - i\varepsilon_{\mu\nu\rho\sigma} l^\rho p^\sigma [(1 - \frac{4}{3} \sin^2 \theta_W) (C_{12} - C_{11} - C_0) - (1 - \frac{2}{3} \sin^2 \theta_W) (C'_{11} - C'_{12})] \} \end{aligned}$$

where

$$C_{ij} = C_{ij}(-p, k, m_t, m_b, m_t)$$

$$C'_{ij} = C'_{ij}(p, -k, m_b, m_t, m_b)$$

$$B_i = B_i(k, m_b, m_t)$$

$$B'_i = B_i(-k, m_t, m_b)$$

there, B_i, C_{ij} is the standard 2-point and 3-point scalar integral. 'k' denotes the momentum of incoming Π_t^+ , 'p' and 'l' denote the momenta of outgoing W^+ and Z^0 (or γ). θ_W is the Weinberg angle.

With above discussion, we know that the charged top-pion can also decay to $W^+ Z$ and $W^+ \gamma$ at loop level. The Feynman diagrams of the decay modes are shown in Fig. 1.

As we know, Π_t^+ is a Pseudo Goldstone Boson and its spin is zero, the outgoing particles must keep the total spin invariable. So, in the channels of $\Pi_t^+ \rightarrow W^+ \gamma$ and $\Pi_t^+ \rightarrow W^+ Z^0$,

the helicity of the two outcoming particles must be $(++)$, $(--)$, (00) (Due to the mass of photon is zero, the case of (00) dose not exist in the decay mode $\Pi_t^+ \rightarrow W^+ \gamma$).

With above discussion, we can directly write the amplitudes of these channels

$$M_{\Pi_t^+ \rightarrow t \bar{b}} = \sqrt{2} \frac{m_t}{v_w} \tan \beta (1 - \varepsilon) \bar{u}_t L v_b,$$

$$M_{\Pi_t^+ \rightarrow c \bar{b}} = \sqrt{2} \frac{m_t}{v_w} \tan \beta \sqrt{2\varepsilon - \varepsilon^2} \bar{u}_c L v_b,$$

here, $L = \frac{1-\gamma_5}{2}$.

$$\begin{aligned} M_{\Pi_t^+ \rightarrow W^+ \gamma}^{++} &= \frac{-m_t \alpha_e}{6\pi v_w \sin \theta_W} \tan \beta (1 - \varepsilon) \{ [-2l \cdot p(C_{11} - C_{12} + C_0) + 4C_{24} - l \cdot p(C'_{11} - C'_{12}) \\ &\quad + B'_0 - 2C'_{24} - 3(B'_1 + B'_0)] + \frac{1}{2}(M_\Pi^2 - M_W^2)[2(C_{11} - C_{12} + C_0) + (C'_{11} - C'_{12})] \} \end{aligned}$$

$$\begin{aligned} M_{\Pi_t^+ \rightarrow W^+ \gamma}^{--} &= \frac{-m_t \alpha_e}{6\pi v_w \sin \theta_W} \tan \beta (1 - \varepsilon) \{ [-2l \cdot p(C_{11} - C_{12} + C_0) + 4C_{24} - l \cdot p(C'_{11} - C'_{12}) \\ &\quad + B'_0 - 2C'_{24} - 3(B'_1 + B'_0)] - \frac{1}{2}(M_\Pi^2 - M_W^2)[2(C_{11} - C_{12} + C_0) + (C'_{11} - C'_{12})] \} \end{aligned}$$

$$|M_{\Pi_t^+ \rightarrow W^+ \gamma}|^2 = |M_{\Pi_t^+ \rightarrow W^+ \gamma}^{++}|^2 + |M_{\Pi_t^+ \rightarrow W^+ \gamma}^{--}|^2$$

$$\begin{aligned} M_{\Pi_t^+ \rightarrow W^+ Z}^{++} &= \frac{-m_t \alpha_e \tan \beta (1 - \varepsilon)}{4\pi v_w \sin^2 \theta_W \cos \theta_W} \{ -B_0 - m_t^2 C_0 - p^2(C_{11} - C_{12}) + l \cdot p C_{12} + 2C_{24} \\ &\quad - \frac{4}{3} \sin^2 \theta_W [l^2 C_{12} + l \cdot p(C_{12} - C_{11} - C_0) + 2C_{24}] - (1 - \frac{2}{3} \sin^2 \theta_W) [-B'_0 \\ &\quad + l \cdot (C'_{11} - C'_{12}) - l^2 C'_{12} + 2C'_{24}] + 2 \sin^2 \theta_W (B'_1 + B'_0) \\ &\quad - \frac{1}{2} \sqrt{(M_W^2 - M_Z^2 + M_\Pi^2)^2 - 4M_\Pi^2 M_W^2} [(1 - \frac{4}{3} \sin^2 \theta_W)(C_{12} \\ &\quad - C_{11} - C_0) - (1 - \frac{2}{3} \sin^2 \theta_W)(C'_{11} - C'_{12})] \} \end{aligned}$$

$$\begin{aligned} M_{\Pi_t^+ \rightarrow W^+ Z}^{--} &= \frac{-m_t \alpha_e \tan \beta (1 - \varepsilon)}{4\pi v_w \sin^2 \theta_W \cos \theta_W} \{ -B_0 - m_t^2 C_0 - p^2(C_{11} - C_{12}) + l \cdot p C_{12} + 2C_{24} \\ &\quad - \frac{4}{3} \sin^2 \theta_W [l^2 C_{12} + l \cdot p(C_{12} - C_{11} - C_0) + 2C_{24}] - (1 - \frac{2}{3} \sin^2 \theta_W) \\ &\quad [-B'_0 + l \cdot p(C'_{11} - C'_{12}) - l^2 C'_{12} + 2C'_{24}] + 2 \sin^2 \theta_W (B'_1 + B'_0) \\ &\quad + \frac{1}{2} \sqrt{(M_W^2 - M_Z^2 + M_\Pi^2)^2 - 4M_\Pi^2 M_W^2} [(1 - \frac{4}{3} \sin^2 \theta_W) \\ &\quad (C_{12} - C_{11} - C_0) - (1 - \frac{2}{3} \sin^2 \theta_W)(C'_{11} - C'_{12})] \} \end{aligned}$$

$$\begin{aligned}
M_{\Pi_t^+ \rightarrow W^+ Z}^{00} = & \frac{-m_t \alpha_e \tan \beta (1 - \varepsilon)}{4\pi v_w \sin^2 \theta_W \cos \theta_W} \left\{ \frac{(M_W^2 - M_Z^2 + M_\Pi^2)^2 - 4M_\Pi^2 M_W^2}{4M_W M_Z} [2C_{22} - 2C_{23} - C_{12} \right. \\
& - \frac{4}{3} \sin^2 \theta_W (2C_{22} - 2C_{23} - C_{12} + C_{11} + C_0) - (1 - \frac{2}{3} \sin^2 \theta_W) (2C'_{22} - 2C'_{23} \\
& + C'_{12} - C'_{11})] + \frac{1}{4M_W M_Z M_\Pi^2} [M_\Pi^4 - (M_W^2 - M_Z^2)^2 + (M_W^2 - M_Z^2 + M_\Pi^2)^2 \\
& - 4M_\Pi^2 M_W^2] [-B_0 - m_t^2 C_0 - p^2 (C_{11} - C_{12}) + l \cdot p C_{12} \\
& + 2C_{24} - \frac{4}{3} \sin^2 \theta_W (l^2 C_{12} + l \cdot p (C_{12} - C_{11} - C_0) \\
& + 2C_{24}) - (1 - \frac{2}{3} \sin^2 \theta_W) (-B'_0 + l \cdot p (C'_{11} - C'_{12}) \\
& \left. - l^2 C'_{12} + 2C'_{24}) + 2 \sin^2 \theta_W (B'_1 + B'_0)] \right\}
\end{aligned}$$

$$|M_{\Pi_t^+ \rightarrow W^+ Z^0}|^2 = |M_{\Pi_t^+ \rightarrow W^+ Z^0}^{++}|^2 + |M_{\Pi_t^+ \rightarrow W^+ Z^0}^{--}|^2 + |M_{\Pi_t^+ \rightarrow W^+ Z^0}^{00}|^2$$

III. The numerical results and conclusions

To determine which channel is the ideal one to search for the charged top-pion, we need to calculate the decay branching ratio of each decay mode. The decay branching ratio can be defined as: $BR = \Gamma_{branch}/\Gamma_{total}$. In our calculations, we take $m_t = 174$ GeV, $M_Z = 91.187$ GeV, $m_b = 4.9$ GeV, $m_c = 1.5$ GeV, $M_W = 80.4$ GeV, $v_t = 60$ GeV, and $\sin^2 \theta_W = 0.23$. The electromagnetic fine structure constant α_e is taken as $\alpha_e = 1/128.9$. There are two free parameters in the expressions of the decay branching ratio: ε, M_Π . To see the influence of these parameters on the decay branching ratio, we take the mass of the top-pion (M_Π) to vary from 200 GeV to 400 GeV and $\varepsilon = 0.03, 0.06, 0.1$, respectively. The numerical results are summarized in Fig.2-6.

The Fig.2-4 are the plots of the decay branching ratio as the function of M_Π for $\varepsilon = 0.03, 0.06, 0.1$, respectively. The results show that the main decay channels are the tree level modes: $\Pi_t^+ \rightarrow t\bar{b}$ and $\Pi_t^+ \rightarrow c\bar{b}$. With M_Π increasing, the decay branching ratio $Br(\Pi_t^+ \rightarrow t\bar{b})$ increases but $Br(\Pi_t^+ \rightarrow c\bar{b})$ decreases inversely. Although the coupling $\Pi_t^+ t\bar{b}$ is much stronger than the coupling $\Pi_t^+ c\bar{b}$, the small M_Π depresses the decay width of $\Pi_t^+ \rightarrow t\bar{b}$ very much, so, the decay widths of two processes are at the same level for small M_Π . The background of $c\bar{b}$ channel should be more clean than that of $t\bar{b}$ channel. Thus, for light Π_t^+ , $c\bar{b}$ is the

best channel to detect Π_t^+ . For heavy Π_t^+ , $\Pi_t^+ \rightarrow t\bar{b}$ is the dominant decay mode, we should detect charged top-pion via $t\bar{b}$ channel, but the background of $t\bar{b}$ channel is large. On the other hand, the total decay width is very large for heavy charged top-pion, so, it is more difficult for us to detect heavy charged top-pion.

Comparing with the tree level process, the decay branching ratio of loop level processes $\Pi_t^+ \rightarrow W^+Z^0(\gamma)$ are very small. The polarized state of the outcoming particles can effect the decay widths. The decay widths arising from different polarized states are shown in Fig.5-6. From Fig.5, we can see that the main contribution to the decay width arise from polarized state (0,0). But in the decay mode $\Pi_t^+ \rightarrow W^+\gamma$, the polarized state (00) dose not exist, so, the decay width of this decay mode is about two order of magnitude smaller than that of $\Pi_t^+ \rightarrow W^+Z^0$. The decay width of $\Pi_t^+ \rightarrow W^+Z^0$ can reach the level of a few GeV.

In conclusion, we study the decay processes of the charged top-pion in the TC2 model systematically. The results show that the main decay channels of charged top-pion are the tree level modes: $\Pi_t^+ \rightarrow t\bar{b}$ and $\Pi_t^+ \rightarrow c\bar{b}$. The decay widths of two processes are at the same level for small M_Π . The decay branching ratio of loop level processes $\Pi_t^+ \rightarrow W^+Z^0(\gamma)$ are very small. For light Π_t^+ , $c\bar{b}$ is the best channel to detect Π_t^+ . It is more difficult to detect heavy charged top-pion with large background and large total decay width.

References

- [1] S. Weinberg, *Phys. Rev. D***13**, (1976)974; **19**, (1979)1277; L.Susskind, *Phys. Rev. D***20**,2619(1979).
- [2] S. Dimopoulos and L. Susskind, *Nucl.Phys. B***155**; 237(1979); E. Eichten and K. Lane, *Phys. Lett. 90B*, 125(1980).
- [3] M. Peskin and T. Takeuchi, *Phys. Rev. Lett. 65*, 964(1990).
- [4] J. Erler and P. Langacker in Review of Particle Physics, *Eur. Phys. J. C***3**, 90(1998).
- [5] K. Hagiwara, D. Haidt and S. Matsumoto, *Eur. Phys. J. C***2**, 95(1995).
- [6] C. T. Hill, *Phys. Lett. B***345**, (1995)483; K. Lane and E. Eichten, *Phys. Lett. B***352**, (1995)382; K. Lane, *Phys. Rev. D***54**, (1996)2204; R. S. Chivukula, B. A. Dobrescu, H. Georgi and C. T. Hill, *Phys. Rev. D***59**, (1999)075003.
- [7] G. Buchalla, G. Burdman, C. T. Hill, D. Kominis, *Phys. Rev. D***53**, 5185(1996).
- [8] C.X.Yue, Q.J.Xu, G.L.Liu, J.T.Li,*Phys. Rev. D***63**, (2001)115002.
- [9] Hong-Jian He, Shinya Kanemura and C. P. Yuan, hep-ph/0203090.

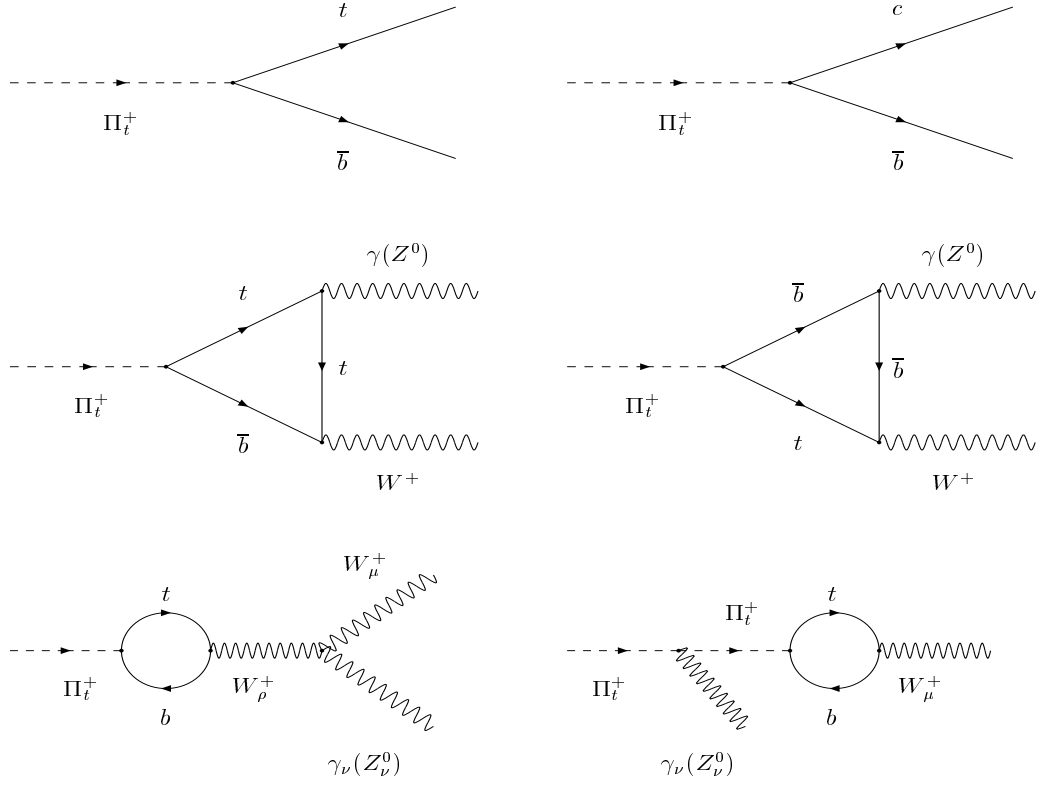


Figure 1: The Feynman diagrams of the decay processes of Π_t^+ .

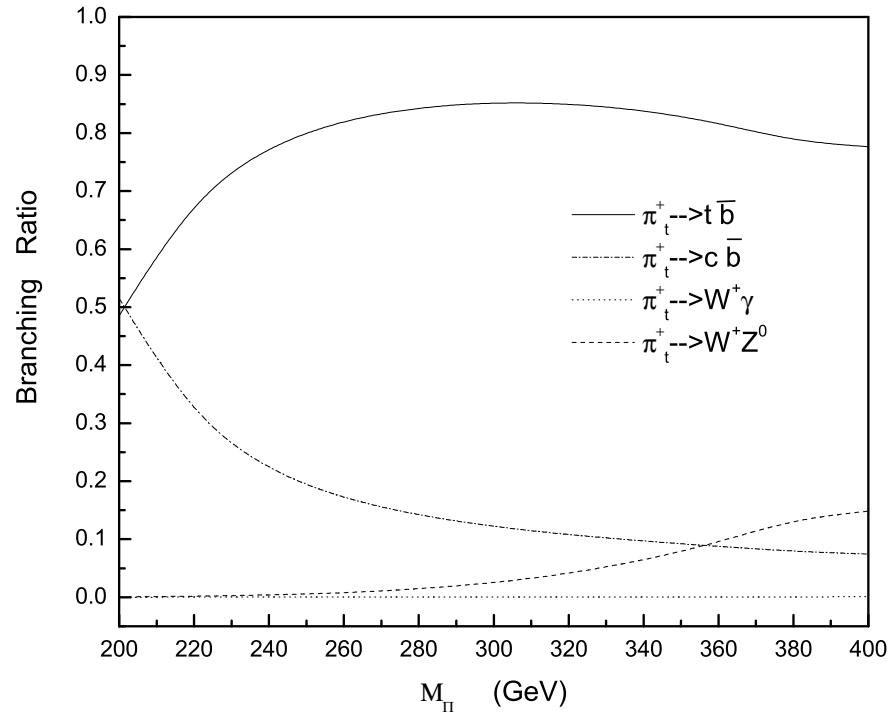


Figure 2: The decay branching ratio of Π_t^+ for $\varepsilon = 0.03$.

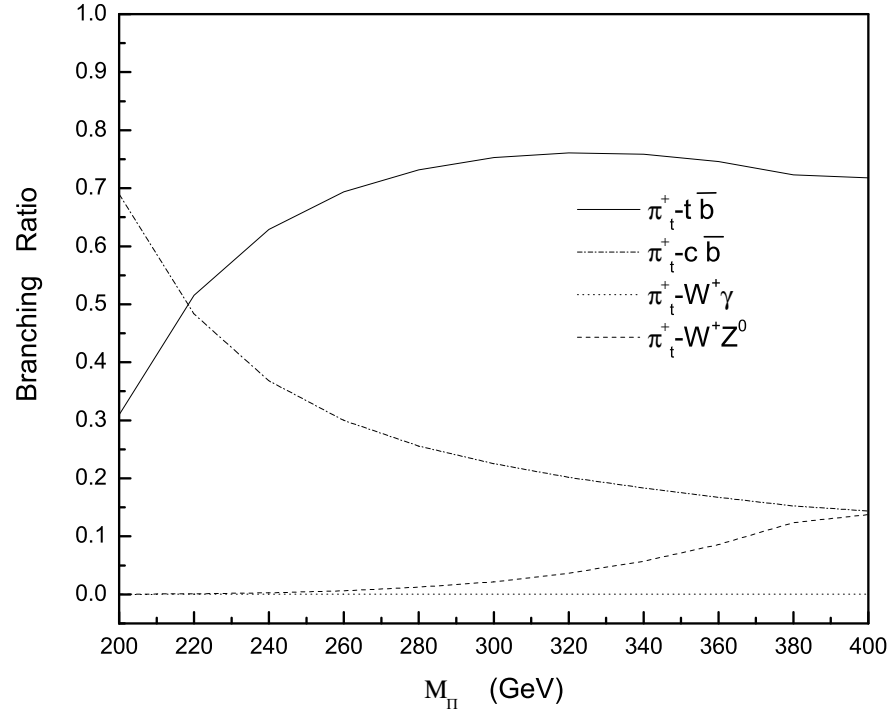


Figure 3: The decay branching ratio of Π_t^+ for $\varepsilon = 0.06$.

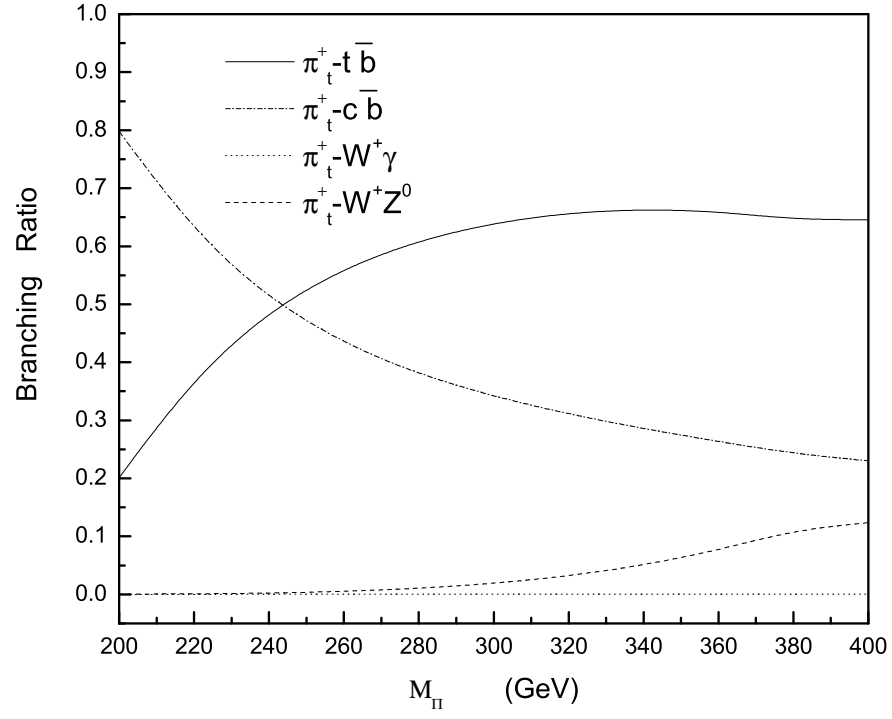


Figure 4: The decay branching ratio of Π_t^+ for $\varepsilon = 0.1$.

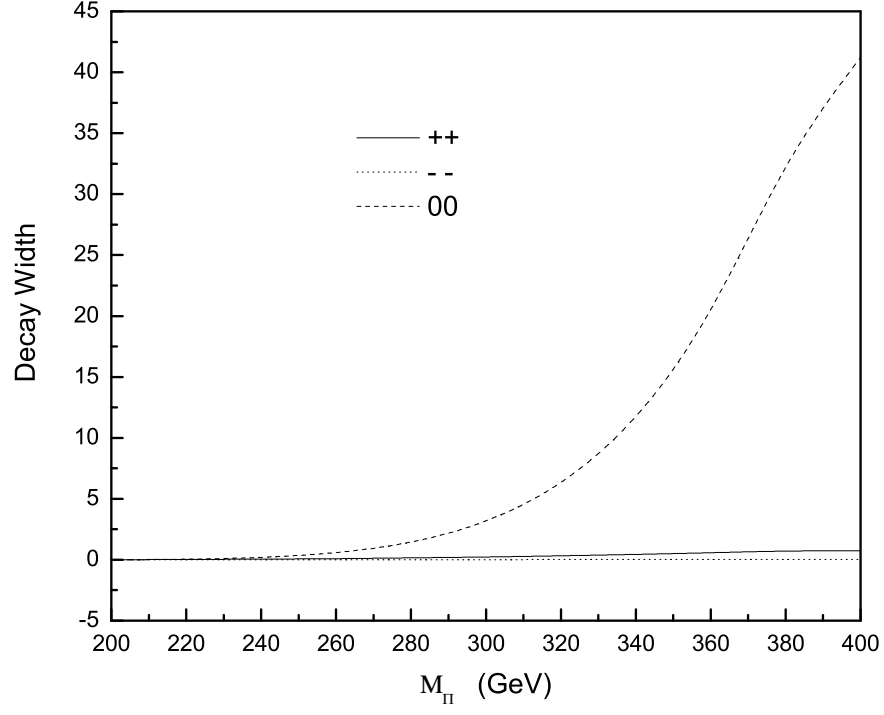


Figure 5: The decay width of $\Pi_t^+ \rightarrow W^+ Z$ varying as the helicity of the outcoming particles($\varepsilon = 0.06$).

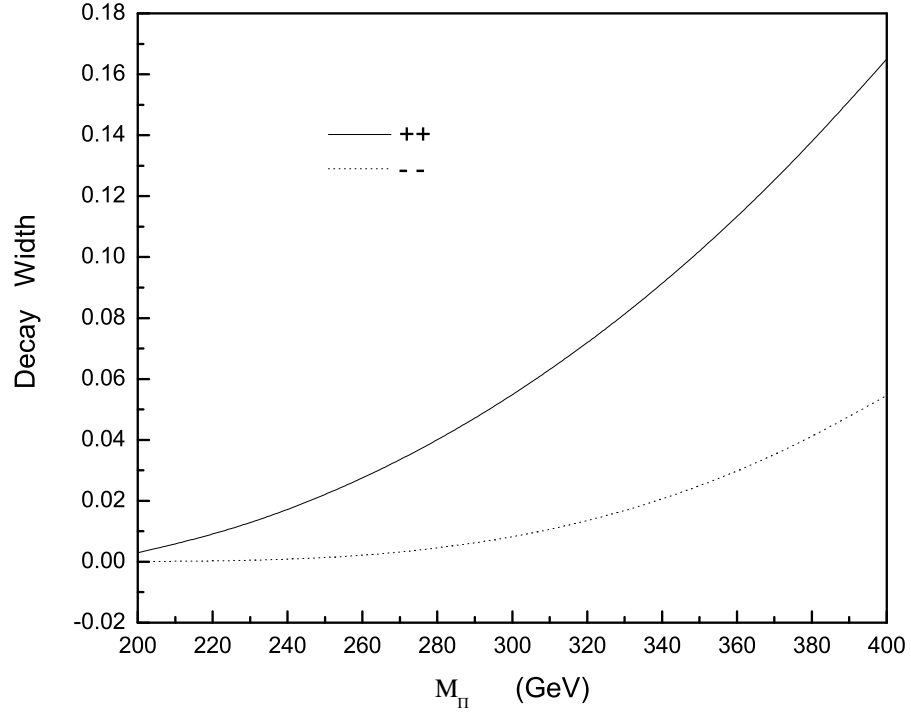


Figure 6: The decay width of $\Pi_t^+ \rightarrow W^+ \gamma$ varying as the helicity of the outcoming particles ($\varepsilon = 0.06$).