
Regge analysis of pion-pion (and pion-kaon) scattering for energy $s^{1/2} > 1.4$ GeV

J. R. Peláez

*Departamento de Física Teórica, II
(Métodos Matemáticos),
Facultad de Ciencias Físicas,
Universidad Complutense de Madrid,
E-28040, Madrid, Spain*

and

F. J. Ynduráin

*Departamento de Física Teórica, C-XI
Universidad Autónoma de Madrid,
Canto Blanco,
E-28049, Madrid, Spain.*

Abstract

We perform a detailed Regge analysis of NN , πN and $\pi\pi$ scattering. From it, we find expressions that represent the $\pi\pi$ scattering amplitudes with an accuracy of a few percent, for exchange of isospin zero, and $\sim 15\%$ for exchange of isospin 1, and this for energies $s^{1/2} > 1.4$ GeV and for momentum transfers $|t|^{1/2} \lesssim 0.4$ GeV. These Regge formulas are perfectly compatible with the low energy ($s^{1/2} \sim 1.4$ GeV) scattering amplitudes deduced from $\pi\pi$ phase shift analyses as well as with higher energy ($s^{1/2} \gtrsim 1.4$ GeV) experimental $\pi\pi$ cross sections. They are also compatible with NN and πN experimental cross sections using factorization, a property that we check with great precision. This contrasts with results from phase shift analyses of the $\pi\pi$ scattering amplitude which bear little resemblance to reality in the region $1.4 < s^{1/2} < 2$ GeV, as they are not well defined and increasingly violate a number of physical requirements as energy grows.

πK scattering is also considered, and we present a Regge analysis for these processes valid for energies $s^{1/2} > 1.7$ GeV.

1. Introduction

A precise and reliable knowledge of the $\pi\pi$ scattering amplitude has become increasingly important in the last years. This is so, in particular, because $\pi\pi$ scattering is one of the few places where one has more observables than unknown constants in a chiral perturbation theory analysis, so it provides a window to higher order terms. Moreover, an accurate determination of the S wave scattering lengths, and of the phase shifts at $s^{1/2} = m_K$, provide essential information for two subjects under intensive experimental investigation at present, viz., pionic atom decays and CP violation in the kaonic system. In recent papers, Ananthanarayan, Colangelo, Gasser and Leutwyler^[1] (that we will denote by ACGL), Colangelo, Gasser and Leutwyler,^[2] Descotes et al.^[3] and Kamiński, Leśniak and Loiseau^[3] have used experimental information, analyticity and unitarity (in the form of the Roy equations) and, in ref. 2, chiral perturbation theory, to construct the $\pi\pi$ scattering amplitude at low energy, $s^{1/2} \leq 0.8$ GeV. For these analyses one needs as input the imaginary part of the $\pi\pi$ amplitudes above the energy at which the Roy analysis stops; in particular, one needs the scattering amplitudes for $s^{1/2}$ above 1.4 GeV, which will be the subject of the present paper.

Unfortunately, the authors in refs. 2, 3 take their $\pi\pi$ scattering amplitude in this energy region from ACGL,^[1] which presents a number of serious drawbacks.¹ First of all, the input scattering amplitude at energy $s^{1/2} \gtrsim 2$ GeV which these authors use (following Pennington^[5]) is not physically acceptable, as it contradicts known properties of standard Regge theory and, moreover, is quite incompatible with *experimental*² $\pi\pi$ total cross sections,^[7] and this in spite of the large errors assumed by ACGL. Secondly, the scattering amplitude for $1.4 \text{ GeV} \leq s^{1/2} \leq 1.9 \text{ GeV}$ that ACGL (and, following them, the authors in refs. 2, 3, 4) use is obtained from phase shift analyses, specifically the Cern–Munich set of analyses,^[8] which are subject to large uncertainties and which, indeed, can be shown to contradict a number of physical requirements. (Although we will not discuss this here (see ref. 9), it is also clear that the errors ACGL, and the authors in ref. 2, take for some of their lower energy experimental input data are excessively optimistic and, moreover, certain of their chiral parameters are likely to be biased). One should imagine that the use of incorrect high energy input should lead to inconsistent low energy output. In fact, this occurs in the work by Colangelo, Gasser and Leutwyler,^[2] where the central values are probably displaced and the errors claimed are excessively optimistic and lead to several mismatches, as shown in refs. 9, 11.

In the present note we will not concern ourselves with the reliability or otherwise of the *low energy* consequences of faulty high energy input, but will concentrate our efforts in ascertaining what a *correct* high energy input should be. To do this, we will perform a detailed Regge analysis and show that it is compatible with *experimental* data for all values of $s^{1/2} \gtrsim 1.4$ GeV (for some $\pi\pi$ processes, even down to $s^{1/2} \sim 1$ GeV). The resulting $\pi\pi$ amplitudes, summarized in Eqs. (4), (5), (11) below, should provide a correct and accurate input for dispersive studies of $\pi\pi$ scattering. Our analysis will be an improvement on classical ones (performed in the late sixties), and this for the following reasons: we have more precise data, covering also a wider energy range for nucleon-nucleon and pion-nucleon reactions; and we have also at our disposal a wide set of high energy $\pi\pi$ cross section data. This will allow us to give an accurate description of the amplitudes with zero isospin exchange, at the level of a very few percent, and a less precise one for the isospin exchange amplitude, for which the errors may go up to $\sim 15\%$ at low energy.

An analysis of high energy πK scattering is possible by a straightforward extension of the methods here; it is given in Sect. 3, where we present precise Regge formulas for zero isospin exchange, valid for energies $s^{1/2} > 1.7$ GeV.

¹ In ref. 4, the Regge parameters of ACGL are also used for πK scattering; perhaps this is the reason why they are not able to get a satisfactory description of this process.

² It should be noted that Pennington has publicly stated (in the Conversano workshop, July 2003) that his analysis, tenable in 1974, is superseded by more recent developments, both experimental and theoretical. In fact, already by 1977 it was clear to experts that standard Regge behaviour also holds for $\pi\pi$ scattering; see, e.g., Froggatt and Petersen, ref. 6, who use the correct Regge behaviour in their dispersive analysis of $\pi\pi$ scattering.

2. Regge analysis of $\pi\pi$ scattering ($s^{1/2} \geq 1.4$ GeV)

We normalize scattering amplitudes to

$$\sigma_{AB} = \frac{4\pi^2}{\lambda^{1/2}(s, m_A^2, m_B^2)} \operatorname{Im} F_{A+B \rightarrow A+B}(s, 0); \quad \lambda(a, b, c) = a^2 + b^2 + c^2 - 2ab - 2ac - 2bc.$$

σ_{AB} is the total $A + B$ cross section; for NN ($\bar{p}p$, pp) and πN scattering, we understand that the cross sections are spin-averaged. According to Regge theory, the imaginary part of a scattering amplitude with fixed isospin in the t channel, $\operatorname{Im} F_{A+B \rightarrow A+B}^{(I_t)}(s, t)$, factorizes³ as a product: for each Regge pole, R , we can write

$$\operatorname{Im} F_{A+B \rightarrow A+B}^{(I_t)}(s, t) \underset{s \rightarrow \infty}{\underset{t \text{ fixed}}{\simeq}} f_A^{(R)}(t) f_B^{(R)}(t) (s/\hat{s})^{\alpha_R(t)}. \quad (1a)$$

Here \hat{s} is a constant, usually taken to be 1 GeV²; we will do so here. A similar formula holds for the real parts:

$$\operatorname{Re} F_{A+B \rightarrow A+B}^{(I_t)}(s, t) \underset{s \rightarrow \infty}{\underset{t \text{ fixed}}{\simeq}} \operatorname{Re} \xi(R) f_A^{(R)}(t) f_B^{(R)}(t) (s/\hat{s})^{\alpha_R(t)}. \quad (1b)$$

$\xi(R)$, with $\operatorname{Im} \xi(R) = 1$, is known as the *signature* factor; for the Pomeron (P), P' and rho Regge poles one has

$$\operatorname{Re} \xi(R) = -\frac{1 + \cos \pi \alpha_R}{\sin \pi \alpha_R}, \quad R = P, P'; \quad \operatorname{Re} \xi(\rho) = \frac{1 - \cos \pi \alpha_\rho}{\sin \pi \alpha_\rho}. \quad (1c)$$

The residue functions $f_i^{(R)}(t)$ depend on the quantum numbers of the Regge pole exchanged, on the particles that couple to it and, if we had external currents, also on their virtuality; but the power $(s/\hat{s})^{\alpha_R(t)}$ is universal and depends only on the Regge pole exchanged in channel t . The exponent $\alpha_R(t)$ is the Regge trajectory associated to the quantum numbers in channel t . For the Pomeron, we will take it linear; for the rho, a quadratic formula may be used. We thus write, for small t ,

$$\alpha_P(t) \underset{t \sim 0}{\simeq} \alpha_P(0) + \alpha'_P t, \quad \alpha_\rho(t) \underset{t \sim 0}{\simeq} \alpha_\rho(0) + \alpha'_\rho t + \frac{1}{2} \alpha''_\rho t^2. \quad (2)$$

For the ρ and Pomeron pole, fits to high energy πN and NN processes give

$$\begin{aligned} \alpha_\rho(0) &= 0.52 \pm 0.02, \quad \alpha'_\rho = 0.90 \text{ GeV}^{-2}, \quad \alpha''_\rho = -0.3 \text{ GeV}^{-4}; \\ \alpha_P(0) &= 1, \quad \alpha'_P = 0.11 \pm 0.03 \text{ GeV}^{-2}. \end{aligned} \quad (3)$$

The Regge parameters taken here are basically those in the global fit of Rarita et al.,^[13] which are still the best available as there are essentially no modern data for the *slopes* in the relevant energy range. There are a few differences, however. For $\alpha_\rho(0)$, we take the value 0.52 ± 0.02 , instead of 0.58 as in ref. 13. This is more consistent with determinations based on deep inelastic scattering. Moreover, for $\alpha_\rho(t)$ we use a quadratic formula that agrees with the average slope of ref. 13 for small, negative t , and which fulfills the condition $\alpha_\rho(M_\rho^2) = 1$. These are minor improvements as, in fact, for all our fits here we only need the values of the $\alpha_R(0)$; the slopes only intervene in the sum rules.

Let us now turn to the functions $f_i(t)$. With respect to them we have two quite separate questions. First of all, we have the question of their normalization, that is to say, the values $f_i(0)$. These can be obtained with little ambiguity and small errors by fitting experimental NN , πN and $\pi\pi$ total cross section data; we will do precisely that below. A different matter is the dependence of the $f_i(t)$ on t , i.e., the ratios $f_i(t)/f_i(0)$, which is important in particular for Roy equations or sum rules like the ones at the end of the present Section. These are obtained from fits to the slopes of NN , πN differential cross sections. Unfortunately, these fits are not unique, because both the background and the functional forms assumed for the $f_i(t)$ have a nonnegligible influence on the results, and because for the differential cross sections also the *real* part of the scattering amplitudes intervene. Moreover, the parameters of these fits were obtained before QCD emerged as the theory of strong interactions; these fits were extended to large values of t where, as we now know, Regge theory must fail and one has instead the Brodsky–Farrar behaviour.^[14] They are thus forced fits.

³ In potential theory factorization can be proved rigorously; in relativistic theory, it follows from extended unitarity or, in QCD, from the DGLAP formalism.^[12]

The situation, however, is not hopeless; the difference between the *numerical* results of various fits is small, for small values of $|t|$. For example, the numerical difference for the ratios $f_P(t)/f_P(0)$ between refs. 9, 16 is below the 15% level for $|t|^{1/2} \leq 0.4$ GeV, which covers the values of t in which we are interested here. In the present paper we have chosen the t dependence of ref. 13, which was obtained in a detailed fit to data.

Before writing explicit formulas for the various processes (NN , πN , $\pi\pi$) we have to decide in which variable we assume Regge behaviour to hold, which is important for us since we are going down to rather low energies. In (1) we have taken the c.m. energy squared, $s = (p_1 + p_2)^2$, with p_i the momenta of the incoming particles. Other possibilities are the s-u crossing symmetric variable $\nu = 2p_1 \cdot p_2$ and E_{kin}^2 , so we could assume behaviours like ν^{α_P} or $E_{\text{kin}}^{2\alpha_P}$ instead of s^{α_P} , etc. We have, in our fits, tried all three possibilities; the fits using s , as in (1), all have substantially better $\chi^2/\text{d.o.f.}$ than those using $\nu = 2p_1 \cdot p_2$ or E_{kin}^2 . Therefore, we stick to Regge behaviour in the variable s , as in (1).

Regge formulas for $\pi\pi$, πN and NN scattering. We start with $\pi\pi$ scattering. For exchange of isospin $I_t = 0$ in the t channel, containing the Pomeron and P' pole (the second associated with the $f_2(1270)$ resonance) we have

$$\begin{aligned} \text{Im } F_{\pi\pi}^{(I_t=0)}(s, t) &\underset{s \rightarrow \infty}{\underset{t \text{ fixed}}{\simeq}} P(s, t) + P'(s, t), \\ P(s, t) &= \beta_P \alpha_P(t) \frac{1 + \alpha_P(t)}{2} e^{bt} (s/\hat{s})^{\alpha_P(t)}, \\ P'(s, t) &= \beta_{P'} \frac{\alpha_{P'}(t)[1 + \alpha_{P'}(t)]}{\alpha_{P'}(0)[1 + \alpha_{P'}(0)]} e^{bt} (s/\hat{s})^{\alpha_{P'}(t)}, \quad \alpha_{P'}(t) = \alpha_\rho(t); \\ b &= (2.4 \pm 0.2) \text{ GeV}^{-2}. \end{aligned} \tag{4a}$$

Here $\beta_P = [f_\pi^{(P)}]^2$, $\beta_{P'} = [f_\pi^{(P')}]^2$.

The expression (4a) is like its counterpart in ref. 13, except for the P' pole parameters. In fact, the subleading contribution of the P' pole, that is necessary at the lowest energy range, is added somewhat empirically; its parameters are not well known, and we simply assume the corresponding trajectory to be degenerate with the one of the rho, as is suggested by a number of theoretical developments (in particular the Veneziano model or duality), and as is done in ref. 6: $\alpha_{P'}(t) = \alpha_\rho(t)$. In ref. 13, a larger value (0.7 instead of 0.52) was given for the intercept of the P' pole and a smaller number was taken for its residue. Our formula (4a) gives numerical results very similar to those obtained with the parameters in ref. 13 and, for the Pomeron, also to those in ref. 6.

For $I_t = 1$, we also take the parametrization of ref. 13. We write

$$\begin{aligned} \text{Im } F_{\pi\pi}^{(I_t=1)}(s, t) &\underset{s \rightarrow \infty}{\underset{t \text{ fixed}}{\simeq}} \rho(s, t); \\ \rho(s, t) &= \beta_\rho \left[(1.5 + 1)e^{bt} - 1.5 \right] \frac{1 + \alpha_\rho(t)}{1 + \alpha_\rho(0)} (s/\hat{s})^{\alpha_\rho(t)}. \end{aligned} \tag{4b}$$

b is as before and $\beta_\rho = [f_\pi^{(\rho)}]^2$. The universal value of the slope of the diffractive factor, e^{bt} , for all three trajectories rho, P and P' , is what was found in ref. 13 from fit to actual NN and πN data; it can nowadays be understood physically as a consequence of the universality of the Regge mechanism in QCD. We note that Froggatt and Petersen,^[6] who fit $\pi^+\pi^-$ data, find a value for b similar to ours for the Pomeron, but somewhat different ones for rho and P' . This last fact is not very meaningful as, in the fits to $\pi^+\pi^-$, the ρ , P' Regge poles are subleading and easily hidden by the Pomeron. We also remark that, in ref. 11, we had added a small background to $\text{Im } F_{\pi\pi}^{(I_t=1)}$ to join smoothly the asymptotic formulas to the experimental cross section at $s^{1/2} \sim 1.4$ GeV. With the value of the parameter β_ρ found in the present paper, such background is unnecessary.

For $\pi\pi$ scattering we have to add an amplitude for exchange of isospin 2, corresponding to double rho exchange, which we do by writing

$$\text{Im } F_{\pi\pi}^{(I_t=2)}(s, t) \underset{s \rightarrow \infty}{\underset{t \text{ fixed}}{\simeq}} R_2(s, t) \equiv \beta_2 e^{bt} (s/\hat{s})^{\alpha_\rho(t) + \alpha_\rho(0) - 1}. \tag{5}$$

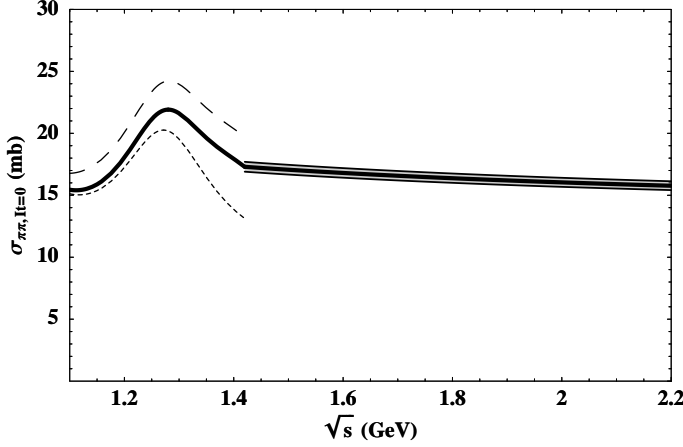


FIGURE 1. The average cross section $\frac{1}{3}[2\sigma_{\pi^0\pi^+} + \sigma_{\pi^0\pi^0}]$, which is pure $I_t = 0$. Continuous lines, for $s^{1/2} > 1.4$ GeV: Regge formula. The lines cover the errors in the values of the Regge residues. Continuous lines, up to $s^{1/2} = 1.4$ GeV: experimental cross section (from the fits in ref. 11). The dotted and dashed lines are representative of the experimental errors in the cross section.

We will discuss this quantity $R_2(s, t)$ later on; in particular, we will determine the quantity β_2 , which is small. We will start by putting $\beta_2 = 0$ and correct for this afterwards.

The important parameters are β_P , $\beta_{P'}$, β_ρ . We can obtain them fitting NN (pp and $\bar{p}p$) and πN cross sections (including the forward differential cross section for the charge exchange reaction $\pi^- p \rightarrow \pi^0 n$), from $\pi\pi$ cross sections or from a global fit to the two sets. We write

$$\begin{aligned} \frac{\sigma_{pp} + \sigma_{\bar{p}p}}{2} &\underset{s \text{ large}}{\simeq} \frac{4\pi^2}{\lambda^{1/2}(s, m_p^2, m_p^2)} \frac{1}{2} f_{N/\pi}^2 \left[P(s, 0) + P'(s, 0) \right], \\ \sigma_{\pi^\pm p} &\underset{s \text{ large}}{\simeq} \frac{4\pi^2}{\lambda^{1/2}(s, m_\pi^2, m_p^2)} f_{N/\pi} \left\{ \frac{1}{\sqrt{6}} \left[P(s, 0) + P'(s, 0) \right] \mp \frac{1}{2} \bar{\rho}(s, 0) \right\}, \\ \left. \frac{d\sigma(\pi^- p \rightarrow \pi^0 n)}{dt} \right|_{t=0} &\underset{s \text{ large}}{\simeq} f_{N/\pi}^2 \frac{1 - \cos \pi \alpha_\rho}{\sin^2 \pi \alpha_\rho} \frac{\pi^3}{\lambda(s, m_\pi^2, m_p^2)} |\bar{\rho}(s, 0)|^2. \end{aligned} \quad (6a)$$

Here $f_{N/\pi} \equiv f_N^{(P)} / f_\pi^{(P)}$, and we assume this to be equal to $f_N^{(P')} / f_\pi^{(P')}$. Moreover, we have defined

$$\bar{\rho}(s, t) = \bar{\beta}_\rho \left[(1.5 + 1)e^{bt} - 1.5 \right] \frac{1 + \alpha_\rho(t)}{1 + \alpha_\rho(0)} (s/\hat{s})^{\alpha_\rho(t)}, \quad (6b)$$

where

$$\bar{\beta}_\rho = \left[f_\pi^{(P)} f_N^{(\rho)} / f_\pi^{(\rho)} f_N^{(P)} \right] \beta_\rho. \quad (6c)$$

Fits. We will not fit data for scattering off neutrons which would not improve the precision while, because the neutrons are necessarily bound, they could distort the fits. We will also not include the difference of cross sections $\sigma_{\bar{p}p} - \sigma_{pp}$ in the fits, as this would involve the contribution of at least three Regge poles (ω , ϕ and π) which do not contribute to $\pi\pi$. One could include the reaction $\bar{p}p \rightarrow \bar{n}n$, which only involves exchange of the rho, but the data for it are few and with large errors, so it would add little to the analysis. For the charge-exchange reaction, $\pi^- p \rightarrow \pi^0 n$, only data in the forward direction are included. This reaction is interesting in that, although it has much larger errors than the others, it receives contribution from the real part of the corresponding Regge pole, so it represents a completely independent test of the Regge formulas.

Before going on to the actual fits, a few words have to be said on the energy regions in which one may expect Regge behaviour (and, in particular, factorization) to hold. Generally speaking, we expect this to occur when one is past the region of elastic resonances and one also has $E_{\text{kin}}^2 \gg \Lambda^2$ ($\Lambda \simeq 0.4$ GeV is the QCD parameter), which means for $E_{\text{kin}} > 1$ GeV; but the precise details vary for different reactions. Thus, for pp , $\bar{p}p$ scattering there are no resonances and hence Regge behaviour is expected to occur precociously: here we will actually fit from $E_{\text{kin}} = 0.98$ GeV.

For $\pi\pi$ scattering it is difficult to tell when exactly one may use Regge formulas since data, particularly for $\pi^- \pi^-$, are not very good. For the cross section $\sigma^{(I_t=0)} \equiv \frac{1}{3}[2\sigma_{\pi^0\pi^+} + \sigma_{\pi^0\pi^0}]$, Eq. (4) provides

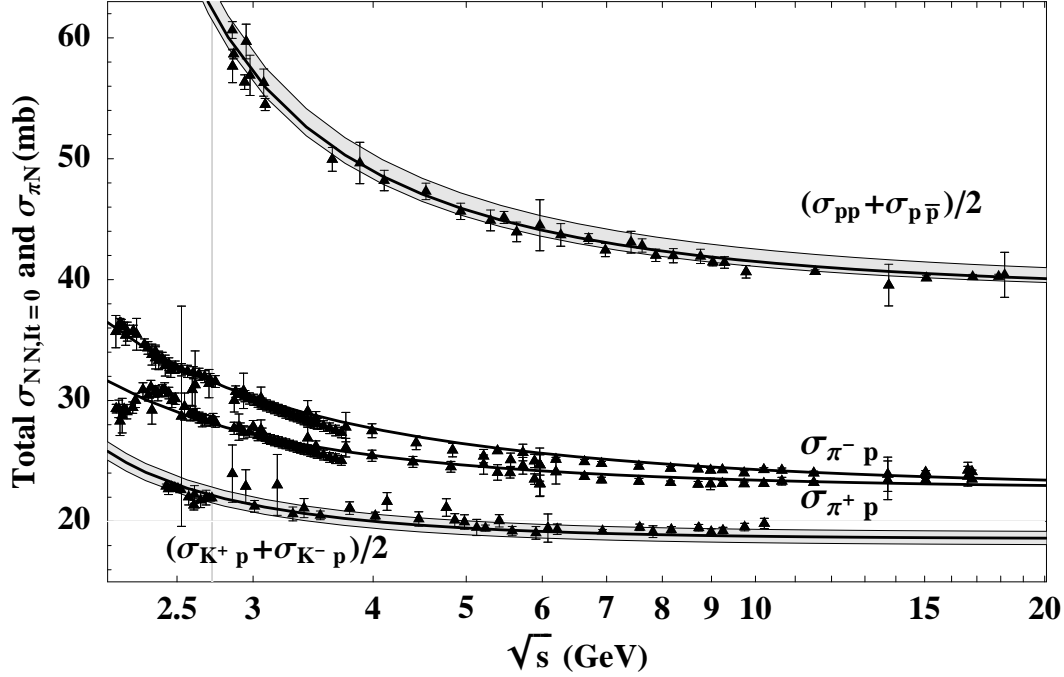


FIGURE 2. The total cross sections $\sigma_{\pi\pm p}$, $(\sigma_{\bar{p}p} + \sigma_{pp})/2$ and $(\sigma_{K^+p} + \sigma_{K^-p})/2$. Black dots, triangles and squares: experimental points. Continuous lines: Regge formula, with parameters as in our best fit. For NN , and $(\sigma_{K^+p} + \sigma_{K^-p})/2$ the three lines cover the errors in the values of the Regge residues. For πN the theoretical error is of the order of that for $(\sigma_{\bar{p}p} + \sigma_{pp})/2$. Note that the thick line in the low energy experimental cross sections for πN is merely due to the accumulation of closely spaced data.

a good representation for energies as low as $E_{\text{kin}} = 1$ GeV, as shown in Fig. 1; but, when resonances are more important, Regge behaviour is a good approximation only at higher energies. For actual fits, we will consider two extreme possibilities. The first, that we will call *no-cut*, consists in including all $\pi\pi$ data for $E_{\text{kin}} > 1.1$ GeV ($s^{1/2} \geq 1.38$ GeV). The second possibility, that we call *cut*, consists in cutting out all data for energies below $s^{1/2} = 2$ GeV. The difference in results between the two fits will be an indication of the *systematic* errors in our calculation.

For πN the formulas (6) fit well data down to $E_{\text{kin}} \sim 1.3$ GeV, but, for the sum, $\sigma_{\pi^+p} + \sigma_{\pi^-p}$ one can go to $E_{\text{kin}} \sim 1$ GeV. For the difference, $\sigma_{\pi^+p} - \sigma_{\pi^-p}$ and for the charge-exchange reaction $\pi^-p \rightarrow \pi^0n$, resonances somewhat spoil *local* agreement, but Eq. (6) provides a good *average* representation even down to 1 GeV, as has been known for a long time (see, e.g., ref. 15) and as can be seen in the lower energy region in our fit to π^+p data, (see Fig. 2). We will here start from $E_{\text{kin}} = 1.08$ GeV.

Another question is how high one goes in energy. We will here fit experimental data for c.m. kinetic energies $E_{\text{kin}} \lesssim 16.5$ GeV. We do not fit data above this energy because the logarithmic increase of the total cross sections begins to be important beyond such high energies, and we would need formulas more complicated than (1); while, in all applications to $\pi\pi$ scattering, the importance of the very high energy region is negligible.

For NN and πN we will take the data as given by the Particle Data Tables^[16] compilations. For those data where systematic errors are not given, we have included a common systematic error of 0.5% for pp , 1% for $\bar{p}p$ and 1.5% for πp , which are like the standard systematic errors in other data. Another possibility is to take a common systematic error of 1.5% for all data: the difference of the results with the two will indicate the systematic errors of our fit. We have also made a selection of NN , πN data, as follows. We take only data at energies at which there are results for both pp and $\bar{p}p$ or π^+p and π^-p ; and, when there are, at a given energy, data from various experiments, we have taken only the most recent. This is designed

to thin out the data to a number comparable in order of magnitude to that of $\pi\pi$, so that $\pi\pi$ data have a nonnegligible weight in the joint fits. For $\pi\pi$ scattering we have taken the errors as given by the various experimental groups except for those of Abramowicz et al.,^[7] who only give statistical errors, much smaller than those of the other groups, and for which we have added a common systematic error of 1.5 mb to all points; even with this, the error, though comparable, is smaller than what other groups find.

We could fit separately the NN , πN data and the $\pi\pi$ data of ref. 7, or make a global fit. The results of these fits, in which we have put $\beta_2 = 0$, and fixed $\alpha_\rho(0) = 0.52$, are given in Table I, where the errors correspond to one standard deviation. The best values are average values, with errors enlarged to overlap other results. A graphical representation of this best fit may be seen, compared with experimental NN , πN cross sections in Fig. 2, and for $\pi\pi$ data, in Fig. 3. We note that, for $\pi\pi$, we have used the values of β_ρ and β_2 from Eq. (11) below.

	$NN, \pi N$ [enlarged error ^(a)]	Only $\pi\pi$ [cut ^(b)]	$NN, \pi N, \pi\pi$ [cut ^(b) ^(c)]	Best values
$f_{N/\pi}$	1.408 ± 0.005 [1.411 ± 0.004]		1.404 ± 0.005 [1.407 ± 0.005]	1.406 ± 0.007
$\bar{\beta}_\rho$	0.366 ± 0.009 [0.367 ± 0.010]		0.366 ± 0.010 [0.367 ± 0.009]	0.366 ± 0.010
β_ρ		1.30 ± 0.13 [0.59 ± 0.27]	1.32 ± 0.13 [0.59 ± 0.25]	$1.0 \pm 0.3^{(*)}$
β_P	2.55 ± 0.01 [2.53 ± 0.01]	2.50 ± 0.08 [2.55 , fix]	2.56 ± 0.01 [2.56 ± 0.01]	2.56 ± 0.03
$\beta_{P'}$	1.04 ± 0.02 [1.09 ± 0.02]	1.46 ± 0.17 [1.04 , fix]	1.04 ± 0.02 [1.04 ± 0.02]	1.05 ± 0.05
$\frac{\chi^2}{\text{d.o.f.}}$	$\frac{303}{229-4}$ [$\frac{252}{227-4}$]	$\frac{109}{58-3}$ [$\frac{45}{39-1}$]	$\frac{415}{288-5}$ [$\frac{348}{268-5}$]	

^(a) We here endow all πN numbers with a minimum systematic error of 1.5%. ^(b) By “cut” we mean that $\pi\pi$ data for $s^{1/2} < 2$ GeV are removed from the fit. ^(c) We here fix β_P , $\beta_{P'}$ as given by NN , πN to avoid spurious minima.

^(*) The error in this quantity will be improved using crossing sum rules; see Eq. (11) below.

TABLE I

A few features of our results worth noting are the following. Firstly, the equality of $f_{N/\pi}$ and β_P , $\beta_{P'}$ for fits with and without $\pi\pi$ data is a very satisfactory test of factorization. Another interesting point is the stability and accuracy of the parameters $f_{N/\pi}$, $\bar{\beta}_\rho$, β_P . The parameter $\beta_{P'}$ is less well determined, and β_ρ is not fixed with precision by fits to data alone; we will improve its accuracy in a moment using sum rules. Besides this, we have a few technical points to make in connection with the fits including $\pi\pi$ data. As is clear from Fig. 3, the low energy ($s^{1/2} < 2.5$ GeV) results for $\pi^-\pi^-$ cross sections of various experiments are quite incompatible with one another, which is the reason for the large $\chi^2/\text{d.o.f.}$ in *no-cut* fits. There is certainly a bias in the experimental $\pi^-\pi^-$ cross sections of Biswas et al., and Robertson, Walker and Davis,^[7] in the lower energy range. This is probably due to incorrect treatment of final state interactions, that, at these lower energies, are influenced by the Δ_{33} and other resonances. At higher energies the influence of this resonance seems to become negligible as, indeed, the $\pi^-\pi^-$ cross sections found by Robertson, Walker and Davis overlap those of Abramowicz et al.^[7] and both tend to the $\pi^+\pi^-$ one, as Regge theory and the Pomeranchuk theorem imply. We consider that this problem is solved by considering our two types of fits, *cut* or *no-cut*, for $\pi\pi$ scattering.

We next include the isospin 2 exchange piece, $R_2(s, t)$. We have three methods to get the quantity β_2 . First, we fix the values of β_P and $\beta_{P'}$ to their best values, as given in Table I, and fit the $\pi\pi$ data using Eqs. (4), (5). Note that one cannot leave the parameters β_P , $\beta_{P'}$ free in these fits because one would get spurious minima, since the data are not precise enough. We find $\beta_\rho = 1.07$ and a very small $\beta_2 \sim -2 \times 10^{-8}$.

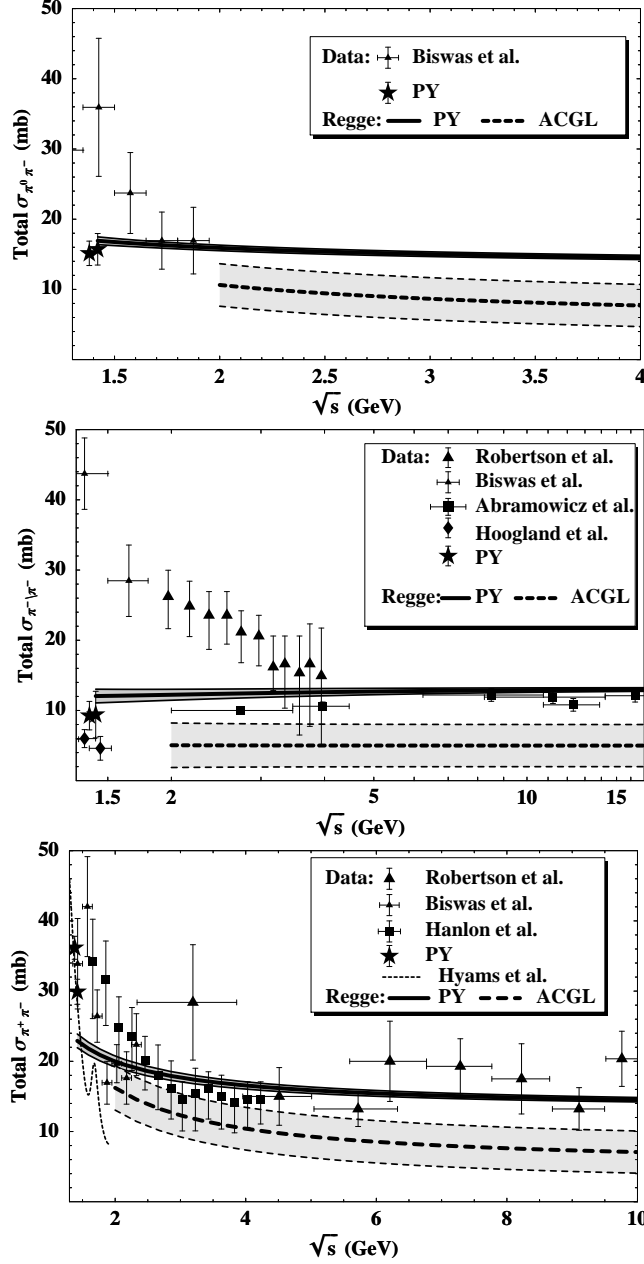


FIGURE 3. The total cross sections $\sigma_{\pi^0\pi^-\pi^-\pi^-}$, $\sigma_{\pi^-\pi^+\pi^-\pi^-}$ and $\sigma_{\pi^+\pi^-\pi^-\pi^-}$. Black dots, triangles and squares: experimental points from ref. 7. The stars at 1.38 and 1.42 GeV (PY) are from the phase shift analysis of experimental data given in ref. 11. Continuous lines, from 1.42 GeV (PY): Regge formula, with parameters as in our best fit (the three lines per fit cover the error in the theoretical values of the Regge residues). Dashed lines, above 2 GeV: the cross sections following from ACGL;^[1] the grey band covers their error band. Below 2 GeV, the dotted line corresponds to the $\pi^+\pi^-$ cross section from the Cern–Munich analysis; cf. Fig. 7 in the paper of Hyams et al.^[8]

Alternatively, we could obtain β_2 by fitting $\sigma_{\pi^0\pi^0} - \sigma_{\pi^0\pi^+}$ at $s^{1/2} = 1.42$ GeV, as was done in ref. 11. This gives $\beta_2 = 0.55 \pm 0.2$. Finally, we can use the first crossing sum rule in the Appendix to ref. 11 (identical to (B.7) in ACGL), which would give a β_2 compatible with zero. We take as a compromise the number

$$\beta_2 = 0.2 \pm 0.2. \quad (7)$$

However, we should note that the t dependence of $R_2(s, t)$ is little more than guesswork.

Sum rules. We now say a few words on the sum rules discussed in ref. 11. Because these sum rules were verified with Regge expressions slightly different from what we have now found, one may wonder what happens to them. Since the formulas in (4), (5), with parameters as in Table I, agree with those of ref. 11 within $\lesssim 2\sigma$, and the decrease of β_P is (partially) compensated by the increase in $\beta_{P'}$, it can be expected that the various sum rules would still be satisfied within errors, as indeed it happens. Our numbers here leave the agreement of the Olsson sum rule and the value of the P wave scattering length and effective range still within 1σ . We have already discussed the first crossing sum rule in the Appendix in ref. 11 in connection with β_2 . We then turn to the second crossing sum rule. It reads,

$$\int_{m_\pi^2}^{\infty} ds \frac{\text{Im } F^{(I_t=1)}(s, 4m_\pi^2) - \text{Im } F^{(I_t=1)}(s, 0)}{s^2} = \int_{m_\pi^2}^{\infty} ds \frac{8M_\pi^2[s - 2m_\pi^2]}{s^2(s - 4m_\pi^2)^2} \text{Im } F^{(I_s=1)}(s, 0). \quad (8)$$

The interest of this sum rule lies in that its high energy ($s^{1/2} \geq 1.42$ GeV) is dominated by $\rho(s, t)$, while the low energy piece ($s^{1/2} \leq 1.42$ GeV) is such that the contributions of the S waves cancel, so it is dominated by the P wave, which is very well known. Thus, it provides an independent, reliable way of fixing the parameter β_ρ . We find (8) satisfied provided one has

$$\beta_\rho = 0.85 \pm 0.12. \quad (9)$$

Since this is compatible with the independent determinations in Table I, we may compose them to get the value

$$\beta_\rho = 0.87 \pm 0.11. \quad (10a)$$

An alternate possibility is to include (9) as a constraint in the fit including all NN , πN and $\pi\pi$ data. This gives

$$\beta_\rho = 1.07 \pm 0.09. \quad (10b)$$

Combining (10a,b) we can then take

$$\beta_\rho = 0.97 \pm 0.10 \text{ (Stat.)} \pm 0.10 \text{ (Syst.)}. \quad (10c)$$

Best values. We can now present our best values, and compare them with the values given in ref. 11 (PY), obtained basically from those by Rarita et al.,^[13] or those of refs. 1, 5 (ACGL):

	[Our best values]	[PY]	[ACGL].
β_ρ	0.97 ± 0.14	0.84 ± 0.10	1.48 ± 0.25
β_P	2.56 ± 0.03	3.0 ± 0.3	1.0 ± 0.6
$\beta_{P'}$	1.05 ± 0.05	0.72 ± 0.07	2.22 ± 0.38
β_2	0.2 ± 0.2	0.55 ± 0.20	0

(11)

Besides these, we have also $f_{N/\pi} = 1.408 \pm 0.005$ and $\bar{\beta}_\rho = 0.366 \pm 0.010$.

Our present results are compatible with those in refs. 6, 11, 13. We note, however, that our fits include much more information on the total cross sections than those in refs. 6, 13. The first only includes $\pi^+\pi^-$ data while the more complete fit of Rarita et al.^[13] includes 24 total cross section data for NN (we have 34) and 28 for πN (we have 87); the energy range we cover is also wider, by a factor 6 in the variable s . We also have 58 $\pi\pi$ data points (none in ref. 13). Of course, the situation is different for the t dependence of the residue functions $f_i(t)$ for which the fit of Rarita et al.^[13] cannot be really improved.

The results in (11) may be compared with some theoretical models. The value $f_{N/\pi} \simeq 1.4$ is similar to what one gets in the naive quark model^[17] with additive quark-quark cross sections, that gives $f_{N/\pi} = 3/2$. (It is, however, not clear why the naive quark model works, as its mechanism is very different from the orthodox QCD one). Likewise, the value of $\beta_\rho = 0.97 \pm 0.14$ is similar to what one has in the Veneziano model^[18] ($\beta_\rho \simeq 0.95$), but the relation $\beta_{P'} = \frac{3}{2}\beta_\rho$ that this model gives is clearly violated. β_ρ also agrees with the rho dominance model, in which one couples the rho universally to pions and nucleons according to

$$g \bar{N} \vec{t} \gamma^\mu N \vec{\rho}_\mu, \quad g \left(\vec{\pi} \times \overleftrightarrow{\partial}_\mu \vec{\pi} \right) \vec{\rho}^\mu$$

with $\vec{t} = \vec{\sigma}/2$, $\vec{\sigma}$ the Pauli matrices, that gives $\beta_\rho = \sqrt{\frac{8}{3}} f_{N/\pi} \bar{\beta}_\rho \simeq 0.84$.

3. πK scattering

The analysis of πK scattering follows similar lines. For exchange of isospin zero we have

$$\begin{aligned} \text{Im } F_{\pi K}^{(I_t=0)}(s, t) &\underset{s \rightarrow \infty}{\underset{t \text{ fixed}}{\simeq}} f_{K/\pi} \left[P(s, t) + r P'(s, t) \right]; \\ f_{K/\pi} &= f_K^{(P)}(0) / f_\pi^{(P)}(0). \end{aligned} \quad (12a)$$

P, P' are as above, and r is related to the branching ratio for the $\bar{K}K$ decay of the resonance⁴ $f_2(1270)$, $r = (4.6 \pm 0.5) \times 10^{-2}$. For isospin 1 exchange,

$$\begin{aligned} \text{Im } F_{\pi K}^{(I_t=1)}(s, t) &\underset{s \rightarrow \infty}{\underset{t \text{ fixed}}{\simeq}} g_{K/\pi} \rho(s, t), \\ g_{K/\pi} &= f_K^{(\rho)}(0) / f_\pi^{(\rho)}(0); \end{aligned} \quad (12b)$$

$\rho(s, t)$ is as before. To find the desired representations for the πK amplitude we have to determine the ratios $f_{K/\pi}, g_{K/\pi}$. For the first, this is done taking the $f_{N/\pi}$ from $NN, \pi N$ scattering, as in the previous sections, and with the help of the even combination of cross sections for KN scattering:

$$\sigma_{K^+p} + \sigma_{K^-p} \underset{s \text{ large}}{\simeq} \frac{4\pi^2}{\lambda^{1/2}(s, m_K^2, m_p^2)} f_{N/\pi} f_{K/\pi} \left[P(s, 0) + r P'(s, 0) \right] \quad (13)$$

For $g_{K/\pi}$, unfortunately, we cannot use the charge exchange reaction $K^-p \rightarrow K^0n$ because there are two trajectories equally important, ρ and that corresponding to $a_2(1320)$ exchange, that contribute (for a discussion, cf. for instance the text of Barger and Cline, ref. 12). The difference of cross sections K^+p and K^-p also contains extra contributions (ω, ϕ, \dots).

For the KN cross sections we will take data in the region $E_{\text{kin}} > 1$ GeV, and go up to $E_{\text{kin}} = 10$ GeV. At higher energies the logarithmic increase of the total cross section for K^+p scattering begins to be important, and we would need more complicated Regge formulas; while, as occurs for the $\pi\pi$ case, the importance of the very high energy region is negligible in most applications to πK scattering. For πK scattering we thus expect the ensuing Regge expressions to be accurately valid for a corresponding energy range, say, for $1.7 \text{ GeV} < s^{1/2} < 11 \text{ GeV}$.

For $K^\pm p$ we will take the data as given by the Particle Data Tables^[16] compilations. For those data where systematic errors are not given, we have included a common systematic error of 0.3 mb, as we did for the πN case. We take only data at energies at which there are results for both K^+p and K^-p . In the fits we use the very precise values of the parameters $f_{N/\pi}, \beta_P$ obtained before, and we set $r = 0$, since it is very small and not very well known. We find

$$\begin{aligned} f_{K/\pi} &= 0.67 \pm 0.01 \quad [\text{from } K^+p + K^-p; \chi^2/\text{d.o.f.} = 50/(43-1)] \\ g_{K/\pi} &= 1.1 \pm 0.1. \end{aligned} \quad (14)$$

and the results for $(\sigma_{K^+p} + \sigma_{K^-p})/2$ are shown in Fig.2. The value of $g_{K/\pi}$ is from the classical analysis of ref. 19, that uses SU(3) invariance (including breaking). The value of $f_{K/\pi}$ is reasonably near to its SU(3) value, $\sqrt{\frac{2}{3}} \simeq 0.82$.

⁴ Since the P' pole couples so weakly to kaons, one may wonder on the importance of other Regge poles for the subleading contribution to kaon scattering. For KK scattering, the Regge pole associated with the $f_2(1525)$ resonance gives a substantial contribution; but, for KN or πK scattering, this trajectory contributes very little since it is almost uncoupled to pions and nucleons and its intercept is small, $\alpha_{f_2(1525)} \simeq -0.3$. For KN and πK , the amplitude for exchange of zero isospin is almost pure Pomeron.

4. A short discussion

The Regge parameters that ACGL and, following them the authors in refs. 2, 3, 4, 17 assume not only are unorthodox but, as we have shown, incompatible with experiment. As our Fig. 3 clearly demonstrates, the claimed large errors in ACGL are not large enough to cover the experimental data.

ACGL get these quaint Regge parameters by considering sum rules like (8) that link the Regge contributions for $s^{1/2} \geq 2$ GeV with the corresponding low energy ($s^{1/2} < 2$ GeV) pieces. Unfortunately, the intermediate intermediate energy ($1.4 \text{ GeV} \leq s^{1/2} < 2 \text{ GeV}$) that ACGL, again here followed by the authors in refs. 2, 3, 4, take for the S0, P, D0 and F phases⁵ and inelasticities between 1.4 and 1.9 GeV, come basically from the experimental analysis of the Cern–Munich group, whose $\pi^+\pi^-$ cross section is more and more incompatible, as $s^{1/2}$ nears 2 GeV—in fact, as soon as inelasticity becomes important—with the values found by all other experiments:^[7] see our Fig. 3. (The interested reader may consult ref. 9 for the detailed discussion of this and other related issues). It is thus not surprising that Pennington^[5] and Ananthanarayan et al.,^[1] who fix their Regge parameters by balancing them above 2 GeV with phase shifts below 2 GeV, get totally incorrect Regge amplitudes. And, given these facts, it also follows that the *low energy* results of references 2, 3, 4, which borrow their input at energies $s^{1/2} \geq 1.4$ GeV from ACGL, should be taken with great caution.

Unlike the results of phase shift analyses, the Regge formulas in Eqs. (4), with the parameters as the “Best values” in (11), give a consistent representation for the imaginary part of all the $\pi\pi$ scattering amplitudes, a representation which can be trusted, within the given errors, for $s^{1/2} > 1.4$ GeV and $|t|^{1/2} < 0.4$ GeV. In fact, one has better than that: our Regge formulas give a good representation of those processes in pion-pion scattering where resonances are absent, or are not important, down to lower energies, just as it happens in NN or πN scattering. This occurs, in particular, for $\pi^0\pi^+$ and $\pi^-\pi^-$, for which the Regge formulas reproduce the experimental data down to $s^{1/2} \sim 1.1$ GeV. However, by the very nature of things, we are likely to have uncertainties of the order of 15% in the region $1.4 \text{ GeV} \leq s^{1/2} \leq 1.8 \text{ GeV}$ when exchange of isospin 1 is important, because the Regge formula probably represents data only in the average there, as occurs for πN scattering.

One may also wonder what happens for values of the momentum transfer larger than $|t| \sim 0.16$ GeV. On general grounds, one expects Regge theory to work when $s \gg \Lambda^2$, $s \gg |t|$ and in fact, as already mentioned, Regge representations for NN or πN become unreliable at large $|t|$. For example, the parametrizations of Rarita et al.^[13] and ref. 6 diverge from one another by a factor 2 already at $-t = 0.23$. There is unfortunately no sure way out of this problem, and one has to admit that, for $s^{1/2} > 1.4$ GeV and values of the momentum transfer $|t| > 0.15 \text{ GeV}^2$, there is no reliable information on the pion-pion scattering amplitude—which is a cause of uncertainty for Roy equation analyses that require information for values of $|t|$ as large as 0.5 GeV^2 .

⁵ We will use the handy notation S0, S2, P, D0, D2, F, G0, G2, ..., for the $\pi\pi$ partial waves.

Acknowledgments

We are grateful to CICYT, Spain, and to INTAS, for partial financial support. J.r. Peláez thanks partial support from the Spanish CICYT projects, BFM2000-1326 and BFM2002-01003 and the E.U. EURIDICE network contract no. HPRN-CT-2002-00311.

References

- 1 Ananthanarayan, B., et al., *Phys. Rep.*, **353**, 207, (2001).
- 2 Colangelo, G., Gasser, J., and Leutwyler, H., *Nucl. Phys.* **B603**, 125, (2001).
- 3 Descotes, S., Fuchs, N. H., Girlanda, L., and Stern, J., *Eur. Phys. J. C*, **24**, 469, (2002); Kamiński, R., Leśniak, L., and Loiseau, B. *Phys. Letters* **B551**, 241 (2003).
- 4 Buttiker, P., Descotes-Genan, S., and Moussallam, B., LPT-Orsay-03-76 (hep-ph/0310283).
- 5 Pennington, M. R., *Ann. Phys. (N.Y.)*, **92**, 164, (1990).
- 6 Froggatt, C. D., and Petersen, J. L., *Nucl. Phys.* **B129**, 89 (1977).
- 7 Biswas, N. N., et al., *Phys. Rev. Letters*, **18**, 273 (1967) [$\pi^-\pi^-$, $\pi^+\pi^-$ and $\pi^0\pi^-$]; Cohen, D. et al., *Phys. Rev.* **D7**, 661 (1973) [$\pi^-\pi^-$]; Robertson, W. J., Walker, W. D., and Davis, J. L., *Phys. Rev.* **D7**, 2554 (1973) [$\pi^+\pi^-$]; Hoogland, W., et al. (1977). *Nucl. Phys.*, **B126**, 109 [$\pi^-\pi^-$]; Hanlon, J., et al, *Phys. Rev. Letters*, **37**, 967 (1976) [$\pi^+\pi^-$]; Abramowicz, H., et al. *Nucl. Phys.*, **B166**, 62 (1980) [$\pi^+\pi^-$]. These references cover the region between 1.35 and 16 GeV, and agree within errors in the regions where they overlap (with the exception of $\pi^-\pi^-$ below 2.3 GeV, see text).
- 8 Hyams, B., et al., *Nucl. Phys.* **B64**, 134, (1973); Grayer, G., et al., *Nucl. Phys.* **B75**, 189, (1974). See also the analysis of the same experimental data in Estabrooks, P., and Martin, A. D., *Nucl. Physics*, **B79**, 301, (1974) and Au, K. L., Morgan, D., and Pennington, M. R. *Phys. Rev.* **D35**, 1633 (1987).
- 9 Ynduráin, F. J., FTUAM 03-14 (hep-ph/0310206).
- 10 Ynduráin, F. J., FTUAM 03-15 (hep-ph/0309039), in press in *Phys. Letters*.
- 11 Peláez, J. R., and Ynduráin, F. J., *Phys. Rev.* **D68**, 074003 (2003).
- 12 Gell-Mann, M. *Phys. Rev. Letters*, **8**, 263, (1962); Gribov, V. N., and Pomeranchuk, I. Ya. *Phys. Rev. Letters*, **8**, 343, (1962). For more references in general Regge theory, see Barger, V. D., and Cline, D. B., *Phenomenological Theories of High Energy Scattering*, Benjamin, New York, (1969). For references to the QCD analysis, cf. Gribov, V. N., and Lipatov, L. N. *Sov. J. Nucl. Phys.* **15**, 438 and 675 (1972); Kuraev, E. A., Lipatov, L. N., and Fadin, V. S. *Sov. Phys. JETP* **44**, 443 (1976); Dokshitzer, Yu. L. *Sov. Phys. JETP* **46**, 641 (1977); Balitskii, Ya. Ya., and Lipatov, L. N. *Sov. J. Nucl. Phys.* **28**, 822 (1978); Altarelli, G., and Parisi, G. *Nucl. Phys.* **B126**, 298 (1977). For phenomenological Regge analysis of deep inelastic scattering, see Martin, F. *Phys. Rev.* **D19**, 1382 (1979); López, C., and Ynduráin, F. J., *Nucl. Phys.* **B171**, 231 (1980); Adel, K., Barreiro, F., and Ynduráin, F. J., *Nucl. Phys.* **B495**, 221 (1997).
- 13 Rarita, W., et al., *Phys. Rev.* **165**, 1615, (1968).
- 14 Brodsky, S. J., and Farrar, G., *Phys. Rev. Lett.*, **31**, 1153 (1973).
- 15 Barger, V., and Olssen, M. *Phys. Rev.*, **151**, 1123 (1967).
- 16 Particle Data Tables: Hagiwara, K., et al., *Phys. Rev.* **D66**, 010001 (2002).
- 17 Levin, H. J., and Frankfurter, L. L. (1965). *JETP Letters* **2**, 65. For a comprehensive review, see Kokkedee, J. J. J. (1969), *The Quark Model*, Benjamin, New York.
- 18 Veneziano, G. *Nuovo Cimento* **57**, 190 (1968); Lovelace, C. *Phys. Letters* **B28**, 264 (1968).
- 19 Barger, V., et al. *Nucl. Phys.* **B5**, 411 (1968).