

Inclusive quarkonium production and the NRQCD factorization approach

Geoffrey T. Bodwin*

HEP Division, Argonne National Laboratory, 9700 South Cass Avenue, Argonne, IL 60439

(Dated: November 17, 2018)

I discuss the current status of the comparison between quarkonium-production measurements and the predictions of the NRQCD factorization formalism.

I. NRQCD FACTORIZATION

In calculating rates for quarkonium production or decay, one would like to separate the short-distance heavy-quark-antiquark ($Q\bar{Q}$) annihilation or production process, which has a typical momentum scale $p \gtrsim m_Q$ and can be treated perturbatively, from the long-distance quarkonium dynamics, which have a typical momentum scale $p \lesssim m_Q v$ and are nonperturbative in character. Here m_Q is the heavy-quark mass, and v is the relative velocity of the Q and \bar{Q} in the quarkonium rest frame. Such a separation of long- and short-distance scales in heavy-quarkonium production and decay can be expressed elegantly in terms of the effective field theory Nonrelativistic QCD (NRQCD) [1].

In the cases of inclusive quarkonium production at large transverse momentum p_T and at large CM-frame momentum p^* , the cross section can be written in a factorized form as a sum of products of NRQCD matrix elements and short-distance coefficients:

$$\sigma(H) = \sum_n \frac{F_n(\Lambda)}{m_Q^{d_n-4}} \langle 0 | \mathcal{O}_n^H(\Lambda) | 0 \rangle. \quad (1)$$

The $F_n(\Lambda)$ are short-distance coefficients. They are, essentially, the partonic cross sections to make a $Q\bar{Q}$ pair convolved with parton distributions. The $F_n(\Lambda)$ can be calculated as expansions in the strong-coupling constant α_s . The (vacuum) matrix elements involve four-fermion operators, which have the form

$$\mathcal{O}_n^H = \chi^\dagger \kappa_n \psi \left(\sum_X |H+X\rangle \langle H+X| \right) \psi^\dagger \kappa'_n \chi. \quad (2)$$

Here, ψ is the Pauli spinor field that annihilates a heavy quark, χ is the Pauli spinor field that creates a heavy antiquark, and κ contains Pauli matrices, color matrices, and covariant derivatives. The operator creates a $Q\bar{Q}$ pair in a state with certain color, spin, and orbital-angular-momentum quantum numbers, projects it onto an intermediate state containing a heavy quarkonium H plus anything, and annihilates a $Q\bar{Q}$ pair with specific quantum numbers from that state. The operator matrix

elements contain all of the long-distance (nonperturbative) physics. They are the probabilities for a $Q\bar{Q}$ pair to evolve into a heavy quarkonium.

A similar factorization formula applies to inclusive quarkonium decays. The decay matrix elements are the crossed versions of quarkonium production matrix elements. Only the color-singlet production and decay matrix elements are simply related.

The NRQCD factorization formalism gains much of its predictive power from the fact that the nonperturbative operator matrix elements are universal, *i.e.*, process independent. Although some decay matrix elements have been computed on the lattice [2, 3], in general, the matrix elements must be extracted phenomenologically. The consistency of the phenomenological matrix elements from process to process is a key test of the NRQCD factorization formalism.

NRQCD also predicts velocity-scaling rules [1], which give the leading power behavior of the matrix elements as functions of v . It follows that the sum over operator matrix elements in Eq. (1) is actually an expansion in powers of v . For charmonium, $v^2 \approx 0.3$; for bottomonium $v^2 \approx 0.1$.

An important feature of the NRQCD factorization formalism is that quarkonium decay and production occur through color-octet, as well as color-singlet, $Q\bar{Q}$ states. If one drops all of the color-octet contributions, then the result is the color-singlet model (CSM). In contrast, NRQCD factorization is not a model. It sometimes is called, erroneously, “the color-octet model,” but it is, rather, a consequence of QCD in the limit $m, p_T \gg \Lambda_{\text{QCD}}$.

A proof of NRQCD factorization would rely both on NRQCD itself and on the machinery that is used to prove factorization of hard-scattering processes in QCD. Although it is widely believed that the NRQCD factorization formula (1) can be established by standard methods, no detailed proof exists in the literature. It is expected that corrections to the factorization formula are of order $\Lambda_{\text{QCD}}^2/p_T^2$ for unpolarized cross sections and Λ_{QCD}/p_T for polarized cross sections [4].

II. SOME SUCCESSES OF THE NRQCD FACTORIZATION FORMALISM

Predictions of the NRQCD factorization formalism have been confirmed in a number of decay and production processes. In this talk, I will focus on quarkonium

*Work in the High Energy Physics Division at Argonne National Laboratory is supported by the U. S. Department of Energy, Division of High Energy Physics, under Contract No. W-31-109-ENG-38.

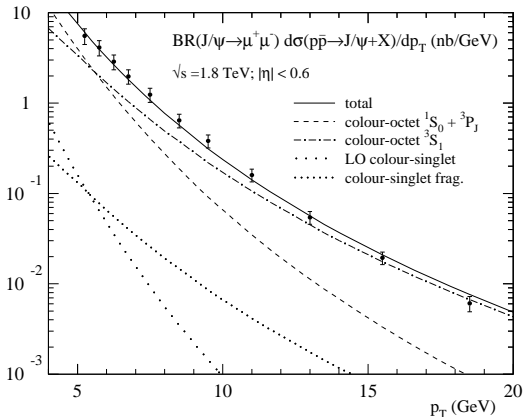


FIG. 1: The J/ψ cross section as a function of p_T . The data points are from the CDF measurement [5]. The solid curve is the NRQCD factorization fit to the data given in Ref. [6]. The other curves give various contributions to the NRQCD factorization fit. From Ref. [6].

production.

A. Quarkonium production at the tevatron

The CDF data for J/ψ production at the Tevatron are shown in Fig. 1, along with a fit based on NRQCD factorization. As can be seen, the color-singlet contributions, whose normalizations are known from decay processes, undershoot the data by more than an order of magnitude. The color-octet contributions offer a possible explanation of the data. However, it should be remembered that the color-octet matrix elements are obtained by fitting to the Tevatron data. A precise test of NRQCD factorization occurs only when one uses the fitted values of the matrix elements to make predictions for other processes. The shape of the data is consistent with NRQCD factorization, although there is a good deal of freedom to change the theoretical shape by adjusting the values of the color-octet matrix elements. The Tevatron data for ψ' and Υ production are also fit well by the NRQCD factorization expressions.

B. $\gamma\gamma \rightarrow J/\psi + X$ at LEP

As can be seen in Fig. 2, in the case of J/ψ production in $\gamma\gamma$ collisions at LEP, comparison of theory [10] with Delphi data clearly favors NRQCD over the color-singlet model. Theoretical uncertainties arise mainly from uncertainties in the color-octet matrix elements and from the choices of renormalization and factorization scales. The latter uncertainties were estimated by varying the

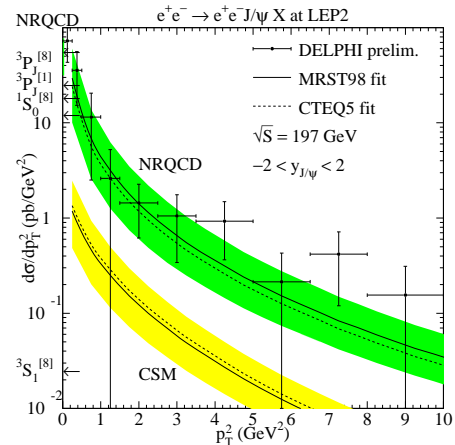


FIG. 2: The cross section for $\gamma\gamma \rightarrow J/\psi + X$ at LEP. The solid curves correspond to the MRST98LO [7] parton distributions, and the dashed curves correspond to the CTEQ5L [8] parton distributions. The upper set of curves is the NRQCD factorization prediction, and the lower set of curves is the color-singlet-model prediction. The data points are from the Delphi measurement [9]. From Ref. [10].

scales up and down by a factor of two. The uncertainties in the color-octet matrix elements are exacerbated by the fact that different linear combinations of matrix elements appear in J/ψ production at LEP than in J/ψ production at the Tevatron.

C. Quarkonium production in DIS at HERA

The leading-order NRQCD factorization and CSM predictions of Ref. [11] for the J/ψ inclusive production cross section $d\sigma/dp_T^2$ in ep deep-inelastic scattering (DIS) are shown in Fig. 3, along with the H1 data. As can be seen, the data clearly favor the NRQCD factorization prediction over the CSM prediction. A similar situation holds for $d\sigma/dQ^2$. Surprisingly, the cross section $d\sigma/dz$, which is differential in the energy fraction (inelasticity) z , is not fit well by either the NRQCD factorization or CSM predictions. The former overshoots the data at large z and undershoots the data small z , while the latter undershoots the data at all z . It is worth noting that the calculation of Ref. [11] disagrees with a number of previous results [13–17], which themselves are not fully consistent. Those discrepancies have not yet been resolved completely.

III. SOME PROBLEMATIC COMPARISONS WITH EXPERIMENT

There are several notable processes for which the comparison of NRQCD factorization predictions with the data is less than satisfactory.

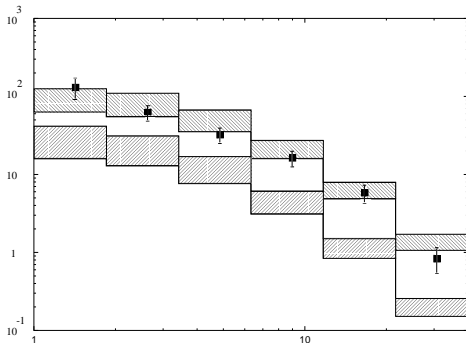


FIG. 3: J/ψ inclusive production in ep DIS. The vertical axis is $d\sigma/dp_T^2$ in units of pb/GeV^2 ; the horizontal axis is the laboratory p_T^2 in units of GeV^2 . The data points are from the H1 Collaboration [12]. The upper histogram is the leading-order NRQCD factorization prediction, and the lower histogram is the CSM prediction. Theoretical error bands include estimates of uncertainties from renormalization and factorization scales, parton distributions, and color-octet matrix elements. From Ref. [11].

A. Polarization of quarkonium at the Tevatron

The polarization of quarkonium produced at large p_T at the Tevatron provides a potentially definitive test of the color-octet mechanism. Quarkonium production at large- p_T ($p_T \gtrsim 4m_c$ for the J/ψ) is dominated by gluon fragmentation into the quarkonium through the 3S_1 color-octet matrix element. At large p_T , the fragmenting gluon is nearly on its mass shell, and, so, is nearly transversely polarized. According to the NRQCD velocity-scaling rules, spin-flip interactions are suppressed relative to non-spin-flip interactions. Therefore, it is expected that most of the gluon's polarization is transferred to the J/ψ [18]. Radiative corrections and color-singlet production dilute this polarization [19–21]. Nevertheless, substantial polarization is expected at large p_T . In the J/ψ case, feeddown from the ψ' and the χ_c states is important and has now been taken into account [22]. The NRQCD factorization prediction for the J/ψ polarization as a function of p_T is shown, along with the CDF data, in Fig. 4. The quantity α parametrizes the angular distribution of the decay leptons in the J/ψ rest frame: $d\sigma/d(\cos\theta) \propto 1 + \alpha \cos^2\theta$. Here, θ is the angle between the three-momentum of the positive lepton in the J/ψ rest frame and the boost vector from the J/ψ rest frame to the CM frame of the colliding hadrons. $\alpha = 1$ corresponds to 100% transverse polarization; $\alpha = -1$ corresponds to 100% longitudinal polarization. Polarization of produced ψ' mesons is simpler theoretically, since feed-down is not important, but, unfortunately, the experimental statistics are much poorer.

As can be seen, the observed J/ψ polarization is generally smaller than the prediction and seems to trend in the wrong direction, decreasing with increasing p_T . However, the experimental error bars are large, and only

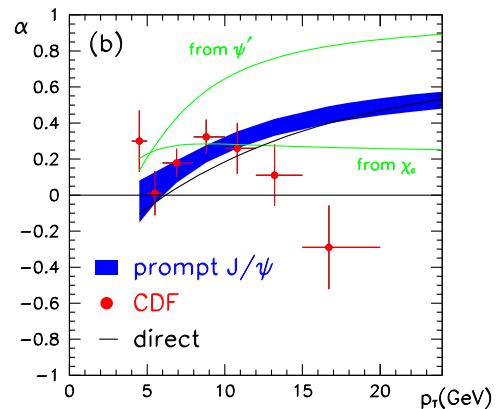


FIG. 4: J/ψ polarization at the Tevatron. The band is the total NRQCD factorization prediction. The other curves give the contributions from feeddown from higher charmonium states. The data points are from the CDF measurement [23]. From Ref. [22].

the last data point truly disagrees with the prediction. Furthermore, there are large uncertainties in the theoretical predictions. There are uncertainties in the NRQCD matrix elements, which are reflected in the prediction band in Fig. 4. There are uncertainties from uncalculated contributions of higher order in α_s , including effects from multiple soft-gluon emissions and k-factors. Since the polarization depends on a ratio of matrix elements, it probably is not strongly affected by corrections to the matrix-elements fits from such higher-order effects. Next-to-leading-order corrections have been calculated for 3S_1 color-octet fragmentation [19, 24, 25], which gives the bulk of the polarization. Corrections to the non-fragmentation process could conceivably increase the unpolarized contribution by a factor of two. There are also large order- v^2 corrections to gluon fragmentation to quarkonium [26], but the principal effect of these is to change the size of the corresponding color-octet matrix element in fits to the Tevatron data, which does not affect the polarization prediction. The large order- v^2 corrections do, however, raise questions as to the convergence of the NRQCD v expansion.

Existing calculations assume that 100% of the $Q\bar{Q}$ polarization is transferred to the quarkonium. Spin-flip corrections are suppressed only by v^2 , not v^4 , relative to the non-flip part [1]. It could happen that the spin-flip corrections are anomalously large and depolarize the produced quarkonium. It has also been suggested that the velocity-scaling rules may need to be modified for the charmonium system [27, 28]. These issues should be resolved by a lattice calculation that is in progress [29].

B. Inelastic photoproduction at HERA

Theoretical calculations of the cross section for inelastic photoproduction of quarkonium at HERA have been

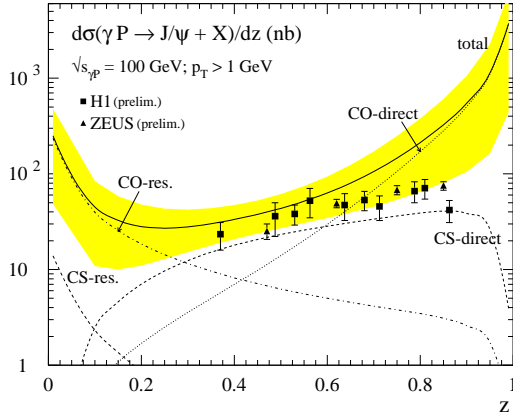


FIG. 5: The rate for inelastic quarkonium photo-production at HERA as a function of the energy fraction z . The curves give total, direct, and resolved color-octet (CO) and color-singlet (CS) contributions. The band shows the uncertainty in the total contribution that arises from the uncertainties in the color-octet matrix elements. The data points are from the H1 and Zeus results of Refs. [37, 38]. The more recent H1 and Zeus results of Refs. [39, 40] show a similar behavior. From Ref. [6].

carried out in the NRQCD factorization formalism by several groups [30–36]. The compilation of predictions from Ref. [6] and the H1 and Zeus data are shown in Fig. 5, plotted as function of the energy fraction z . As can be seen, the color-octet contribution is poorly determined, owing to large uncertainties in the color-octet matrix elements. Even so, there is little room for a color-octet contribution. Furthermore, as is shown in Fig. 6, corrections of next-to-leading order in α_s (NLO) [41, 42] increase the color-singlet piece by about a factor of two at large z and are, by themselves, in good agreement with the data. The data shown in Figs. 5 and 6 are for the cut $p_T > 1$ GeV. One can question whether factorization is valid at such small values of p_T . However, the data differential in p_T are compatible with NLO color-singlet production alone at large p_T [6]. It should be noted, though, that there are large uncertainties in the NLO color-singlet contribution, which arise primarily from uncertainties in m_c and α_s . The true color-singlet contribution could be lower than the central value by about a factor of two, leaving more room for a color-octet contribution.

Near $z = 1$, the leading-order color-octet contribution grows rapidly, in apparent disagreement with the data. However, in this region soft-gluon emission leads to large logarithms of $1 - z$ and also to large corrections of higher order in v , both of which must be resummed. The resummation of the corrections of higher order in v leads to a nonperturbative “shape function” [43]. Both the shape function and the resummed logarithmic corrections significantly smear out the color-octet contribution

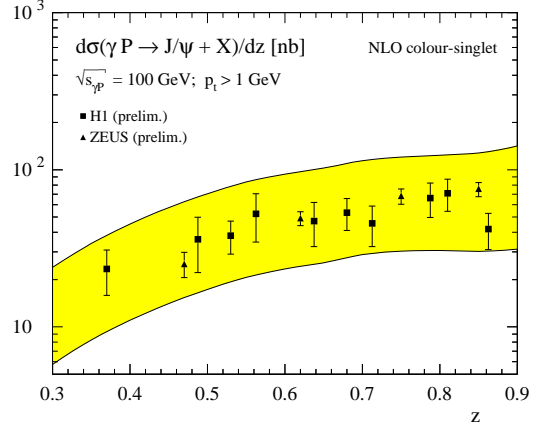


FIG. 6: The rate for inelastic quarkonium photo-production at HERA as a function of z , compared with the NLO color-singlet model. The band shows the uncertainties that arise from α_s and m . The data points are from the H1 and Zeus results of Refs. [37, 38]. From Ref. [6].

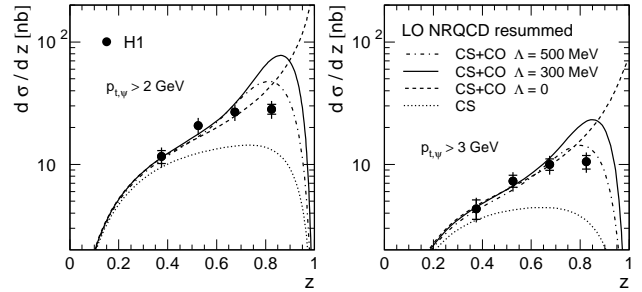


FIG. 7: H1 photoproduction data [39] for $d\sigma/dz$ compared with the leading-order color-octet (CO), color-singlet (CS), and total (CO+CS) contributions for various values of the parameter Λ in the color-octet nonperturbative shape function. From Ref. [39].

near $z = 1$. The effects of a model calculation of the shape function [44] on the leading-order NRQCD factorization predictions are shown in Fig. 7, along with the H1 data. The Zeus data [40] show a similar behavior. As can be seen, the inclusion of shape-function effects may lead to a considerable improvement in the agreement of the NRQCD factorization predictions with the data. The resummation of logarithms is expected to have a comparable effect. (Note that the higher- p_T data shown in Fig. 7 are more compatible with a color-octet contribution than the data shown in Fig. 5). Effects from resummation of logarithms of $1 - z$ and model shape functions have been calculated for the process $e^+e^- \rightarrow J/\psi + X$ [45]. For shape functions that satisfy the velocity-scaling rules, these effects are comparable in size. It may be possible

to use this resummed theoretical prediction to extract the shape function from the Belle and BaBar data for $e^+e^- \rightarrow J/\psi + X$ and then use it to make firm predictions for J/ψ photoproduction near $z = 1$.

C. Double $c\bar{c}$ production at Belle

For the exclusive double charmonium process $e^+e^- \rightarrow J/\psi + \eta_c$, the Belle Collaboration measures a cross section times a branching ratio into at least four charged tracks of $46 \pm 6_{-9}^{+7}$ fb [46]. In contrast, leading-order calculations predict a cross section of 2.31 ± 1.09 fb [47–49]. There are some uncertainties from uncalculated corrections of higher-order in α_s and v and from NRQCD matrix elements. However, because this is an exclusive process, only color-singlet matrix elements enter, and these are fairly well determined from the decays $J/\psi \rightarrow e^+e^-$ and $\eta_c \rightarrow \gamma\gamma$.

Since the Belle mass resolution is 110 MeV but the J/ψ - η_c mass difference is only 120 MeV, it has been suggested that some of the $J/\psi + \eta_c$ data sample may consist of $J/\psi + J/\psi$ events [50, 51]. The state $J/\psi + J/\psi$ has charge-parity $C = +1$, and consequently, is produced in a two-photon process, whose rate is suppressed by a factor $(\alpha/\alpha_s)^2$ relative to the rate for $J/\psi + \eta_c$. However, as was pointed out in Refs. [50, 51], the two-photon process contains photon-fragmentation contributions that are enhanced by factors $(E_{\text{beam}}/2m_c)^4$ from photon propagators and $\log[8(E_{\text{beam}}/2m_c)^4]$ from a would-be collinear divergence. As a result, the predicted cross section $\sigma(e^+e^- \rightarrow J/\psi + J/\psi) = 8.70 \pm 2.94$ fb is larger than the predicted cross section $\sigma(e^+e^- \rightarrow J/\psi + \eta_c) = 2.31 \pm 1.09$ fb, although corrections of higher order in α and v likely reduce the former prediction by about a factor of three. These predictions spurred a re-analysis of the Belle data [52], with the result that there is no significant $J/\psi + J/\psi$ signal observed [$\sigma(e^+e^- \rightarrow J/\psi + J/\psi) < 7$ fb].

There are also Belle results on inclusive double-charmonium production. For the ratio $R_{J/\psi} = \sigma(e^+e^- \rightarrow J/\psi + c\bar{c})/\sigma(e^+e^- \rightarrow J/\psi + X)$, the most recent Belle analysis yields $R_{J/\psi} = 0.82 \pm 0.15 \pm 0.14$, with $R_{J/\psi} > 0.48$ (90% confidence level) [46]. Predictions based on NRQCD factorization [53–55] give $R_{J/\psi} \approx 0.1$. The measured and predicted $J/\psi + c\bar{c}$ absolute cross sections also disagree by almost an order of magnitude, with the Belle result [56] being about 0.6–1.1 pb and the prediction [53–55] being about 0.10–0.15 pb. This prediction is based only on the color-singlet contribution. However, corrections of higher order in v , including color-octet contributions are not expected to be large. Neither are corrections of higher order in α_s .

The discrepancies in the double $c\bar{c}$ inclusive and exclusive cross sections are among the largest in the standard model. Theory and experiment differ by about an order of magnitude—a discrepancy which is larger than any known QCD k-factor. It is important to recognize that

these discrepancies are problems not just for NRQCD factorization, but for perturbative QCD (pQCD) in general. In the case of the cross section for $e^+e^- \rightarrow J/\psi + \eta_c$, one obtains exactly the same predictions in the NRQCD factorization [47, 48] and light-front-QCD [49] formalisms. With regard to the fraction of $J/\psi + X$ events that are $J/\psi + c\bar{c}$, it is difficult to see how any perturbative calculation could give a value as large as 80%. The color-evaporation model, for example, proceeds through the same Feynman diagrams as the NRQCD factorization calculation, differing only in the specific treatment of the evolution of the $c\bar{c}$ pair into quarkonium, and would, therefore, be expected to give a prediction that is not too different from that of NRQCD factorization.

Clearly, it is very important to have independent checks of the Belle double-charmonium results, such as could be provided by the BaBar collaboration. If the Belle results are confirmed, then we would be forced to entertain some unorthodox possibilities: there are new charmonium production mechanisms within the standard model that have not yet been recognized, pQCD is inapplicable to double-charmonium production, or physics beyond the standard model plays an important rôle. It would be very surprising, however, if the last possibility could manifest itself at such low energies.

IV. SUMMARY

The NRQCD factorization approach provides a systematic method for calculating quarkonium decay and production rates a double expansion in powers of α_s and v . Calculation of production rates also relies upon hard-scattering factorization, for which corrections are suppressed by powers of Λ_{QCD}/p_T . NRQCD factorization has enjoyed a number of successes, for example, in quarkonium production at the Tevatron, $\gamma\gamma \rightarrow J/\psi + X$ at LEP, and quarkonium production in DIS at HERA. Other experimental tests are, so far, more problematic. These include quarkonium polarization at the Tevatron, inelastic quarkonium photoproduction at HERA, and double $c\bar{c}$ production at Belle. The Belle double $c\bar{c}$ production results present a severe challenge to pQCD. It would be very useful for the BaBar collaboration to check these results. In other cases, inclusion of corrections of higher order in α_s and v and resummation of soft-gluon effects and endpoint corrections of higher order in v should help to achieve agreement between theory and experiment. More precise theoretical predictions are hampered by uncertainties in the NRQCD matrix elements. Lattice calculations can help to pin down the decay matrix elements, but it is not yet known how to formulate the calculation of production matrix elements on the lattice. This is an exciting time for heavy-quarkonium physics, with a great deal of experimental and theoretical activity in quarkonium decay and spectroscopy, as well as production, and we can expect to see continuing progress on the many challenging problems that remain.

-
- [1] G. T. Bodwin, E. Braaten, and G. P. Lepage, Phys. Rev. D **51**, 1125 (1995) [arXiv:hep-ph/9407339]; **55**, 5855(E) (1997).
 - [2] G. T. Bodwin, D. K. Sinclair, and S. Kim, Phys. Rev. Lett. **77**, 2376 (1996) [arXiv:hep-lat/9605023].
 - [3] G. T. Bodwin, D. K. Sinclair, and S. Kim, Phys. Rev. D **65**, 054504 (2002) [arXiv:hep-lat/0107011].
 - [4] J.-w. Qiu and G. Sterman, private communication.
 - [5] F. Abe *et al.* [CDF Collaboration], Phys. Rev. Lett. **79**, 572 (1997).
 - [6] M. Krämer, Prog. Part. Nucl. Phys. **47**, 141 (2001) [arXiv:hep-ph/0106120].
 - [7] A. D. Martin, R. G. Roberts, W. J. Stirling, and R. S. Thorne, Eur. Phys. J. C **4**, 463 (1998) [arXiv:hep-ph/9803445].
 - [8] H. L. Lai *et al.* [CTEQ Collaboration], Eur. Phys. J. C **12**, 375 (2000) [arXiv:hep-ph/9903282].
 - [9] S. Todorova-Nova, in *Proceedings of the XXXI International Symposium on Multiparticle Dynamics*, Datong, China, 1–7 September, 2001 (World Scientific, Singapore, to appear) arXiv:hep-ph/0112050; M. Chapkin, talk presented at *7th International Workshop on Meson Production, Properties and Interaction (Meson 2002)*, Krakow, Poland, May 24–28, 2002, unpublished.
 - [10] M. Klasen, B. A. Kniehl, L. N. Mihaila, and M. Steinhauser, Phys. Rev. Lett. **89**, 032001 (2002) [arXiv:hep-ph/0112259].
 - [11] B. A. Kniehl and L. Zvirner, Nucl. Phys. **B621**, 337 (2002) [arXiv:hep-ph/0112199].
 - [12] A. Meyer, DESY-THESIS-1998-012; A. Meyer (unpublished); S. Mohrdieck (unpublished).
 - [13] J. G. Korner, J. Cleymans, M. Kuroda, and G. J. Gounaris, Phys. Lett. B **114**, 195 (1982).
 - [14] J. P. Guillet, Z. Phys. C **39**, 75 (1988).
 - [15] H. Merabet, J. F. Mathiot, and R. Mendez-Galain, Z. Phys. C **62**, 639 (1994).
 - [16] D. Krücker, Ph.D. Thesis, RWTH Aachen, 1995.
 - [17] F. Yuan and K. T. Chao, Phys. Rev. D **63**, 034017 (2001) [arXiv:hep-ph/0008301].
 - [18] P. L. Cho and M. B. Wise, Phys. Lett. B **346**, 129 (1995) [arXiv:hep-ph/9411303].
 - [19] M. Beneke and I. Z. Rothstein, Phys. Lett. B **372**, 157 (1996) [Erratum-ibid. B **389**, 769 (1996)] [arXiv:hep-ph/9509375].
 - [20] A. K. Leibovich, Phys. Rev. D **56**, 4412 (1997) [arXiv:hep-ph/9610381].
 - [21] M. Beneke and M. Krämer, Phys. Rev. D **55**, 5269 (1997) [arXiv:hep-ph/9611218].
 - [22] E. Braaten, B. A. Kniehl, and J. Lee, Phys. Rev. D **62**, 094005 (2000) [arXiv:hep-ph/9911436].
 - [23] T. Affolder *et al.* [CDF Collaboration], Phys. Rev. Lett. **86**, 3963 (2001).
 - [24] J. P. Ma, Nucl. Phys. **B447**, 405 (1995) [arXiv:hep-ph/9503346].
 - [25] E. Braaten and J. Lee, Nucl. Phys. B **586**, 427 (2000) [arXiv:hep-ph/0004228].
 - [26] G. T. Bodwin and J. Lee, arXiv:hep-ph/0308016.
 - [27] N. Brambilla, A. Pineda, J. Soto and A. Vairo, Nucl. Phys. B **566**, 275 (2000) [arXiv:hep-ph/9907240].
 - [28] S. Fleming, I. Z. Rothstein and A. K. Leibovich, Phys. Rev. D **64**, 036002 (2001) [arXiv:hep-ph/0012062].
 - [29] G. T. Bodwin, J. Lee, D. Sinclair, work in progress.
 - [30] M. Cacciari and M. Krämer, Phys. Rev. Lett. **76**, 4128 (1996) [arXiv:hep-ph/9601276].
 - [31] M. Beneke, M. Krämer, and M. Vanttinen, Phys. Rev. D **57**, 4258 (1998) [arXiv:hep-ph/9709376].
 - [32] J. Amundson, S. Fleming, and I. Maksymyk, Phys. Rev. D **56**, 5844 (1997) [arXiv:hep-ph/9601298].
 - [33] P. Ko, J. Lee and H. S. Song, Phys. Rev. D **54**, 4312 (1996); **60**, 119902(E) (1999) [arXiv:hep-ph/9602223].
 - [34] B. A. Kniehl and G. Kramer, Phys. Lett. B **413**, 416 (1997) [arXiv:hep-ph/9703280].
 - [35] B. A. Kniehl and G. Kramer, Phys. Rev. D **56**, 5820 (1997) [arXiv:hep-ph/9706369].
 - [36] R. M. Godbole, D. P. Roy, and K. Sridhar, Phys. Lett. B **373**, 328 (1996) [arXiv:hep-ph/9511433].
 - [37] H1 Collaboration, Contributed paper 157aj, International Europhysics Conference on High Energy Physics (EPS99), Tampere, Finland, 1999.
 - [38] Zeus Collaboration, Contributed Paper 851, International Conference on High Energy Physics (ICHEP2000), Osaka, Japan, 2000.
 - [39] C. Adloff *et al.* [H1 Collaboration], Eur. Phys. J. C **25**, 25 (2002) [arXiv:hep-ex/0205064].
 - [40] S. Chekanov *et al.* [ZEUS Collaboration], Eur. Phys. J. C **27**, 173 (2003) [arXiv:hep-ex/0211011].
 - [41] M. Krämer, J. Zunft, J. Steegborn, and P. M. Zerwas, Phys. Lett. B **348**, 657 (1995) [arXiv:hep-ph/9411372].
 - [42] M. Krämer, Nucl. Phys. B **459**, 3 (1996) [arXiv:hep-ph/9508409].
 - [43] M. Beneke, I. Z. Rothstein, and M. B. Wise, Phys. Lett. B **408**, 373 (1997) [arXiv:hep-ph/9705286].
 - [44] M. Beneke, G. A. Schuler, and S. Wolf, Phys. Rev. D **62**, 034004 (2000) [arXiv:hep-ph/0001062].
 - [45] S. Fleming, A. K. Leibovich, and T. Mehen, arXiv:hep-ph/0306139.
 - [46] K. Abe *et al.* [Belle Collaboration], BELLE-CONF-0331, contributed paper, International Europhysics Conference on High Energy Physics (EPS 2003), Aachen, Germany, 2003.
 - [47] E. Braaten and J. Lee, Phys. Rev. D **67**, 054007 (2003) [arXiv:hep-ph/0211085].
 - [48] K. Y. Liu, Z. G. He, and K. T. Chao, Phys. Lett. B **557**, 45 (2003) [arXiv:hep-ph/0211181].
 - [49] S. J. Brodsky, C.-R. Ji, and J. Lee, private communication.
 - [50] G. T. Bodwin, J. Lee, and E. Braaten, Phys. Rev. Lett. **90**, 162001 (2003) [arXiv:hep-ph/0212181].
 - [51] G. T. Bodwin, J. Lee, and E. Braaten, Phys. Rev. D **67**, 054023 (2003) [arXiv:hep-ph/0212352].
 - [52] K. Abe *et al.* [Belle Collaboration], arXiv:hep-ex/0306015.
 - [53] P. L. Cho and A. K. Leibovich, Phys. Rev. D **54**, 6690 (1996) [arXiv:hep-ph/9606229].
 - [54] S. Baek, P. Ko, J. Lee, and H. S. Song, Phys. Lett. B **389**, 609 (1996) [arXiv:hep-ph/9607236].
 - [55] F. Yuan, C. F. Qiao, and K. T. Chao, Phys. Rev. D **56**, 321 (1997) [arXiv:hep-ph/9703438].
 - [56] K. Abe *et al.* [Belle Collaboration], Phys. Rev. Lett. **89**, 142001 (2002) [arXiv:hep-ex/0205104].