

Thermal Fluctuations of Gauge Fields and First Order Phase Transitions in Color Superconductivity

Taeko Matsuura,¹ Kei Iida,² Tetsuo Hatsuda,¹ and Gordon Baym³

¹*Department of Physics, University of Tokyo, Tokyo 113-0033, Japan*

²*The Institute of Physical and Chemical Research (RIKEN), Wako, Saitama 351-0198, Japan*

³*Department of Physics, University of Illinois at Urbana-Champaign, Urbana, Illinois 61801-3080, USA*

(Dated: December 24, 2018)

We study the effects of thermal fluctuations of gluons and the diquark pairing field on the superconducting-to-normal state phase transition in a three-flavor color superconductor, using the Ginzburg-Landau free energy. At high baryon densities, where the system is a Type I superconductor, gluonic fluctuations, which dominate over diquark fluctuations, induce a cubic term in the Ginzburg-Landau free energy, as well as large corrections to quadratic and quartic terms of the order parameter. The cubic term leads to a relatively strong first order transition, in contrast to the very weak first order transitions in metallic Type I superconductors. The strength of the first order transition decreases with increasing baryon density. In addition gluonic fluctuations lower the critical temperature of the first order transition. We derive explicit formulae for the critical temperature and the discontinuity of the order parameter at the critical point. The validity of the first order transition obtained in the one-loop approximation is also examined by estimating the size of the critical region.

PACS numbers: 12.38.-t, 12.38.Mh, 26.60.+c

I. INTRODUCTION

Degenerate quark matter at high baryon density is expected to undergo a phase transition to a color superconducting state [1]. The properties of color superconductors have been studied so far in the weak coupling regime with one-gluon exchange between quarks [2, 3], in the strong coupling regime with an effective four-fermion interaction [4], in Ginzburg-Landau (GL) theory [5, 6], and from the perspective of sum rules and phenomenological equations [7]. A major difference of color superconductors and metallic superconductors is that the former is a highly relativistic system in which the long-range magnetic interaction (dynamically screened only by Landau-damping [8]) is responsible for the formation of the superconducting gap. The dynamically screened interaction leads to a non-standard form of the gap, $\Delta(g) \propto \mu \exp(-3\pi^2/\sqrt{2}g)$ in the weak coupling region, with g the strong coupling constant and μ the baryon chemical potential [9]. Despite this non-BCS feature of color superconductivity, the transition to the normal phase at finite temperature T in mean-field theory is second order, with a BCS critical temperature $T_c \simeq 0.57\Delta$ [10].

In this paper we address the question of the modification of the structure of the transition due to inclusion, beyond mean-field theory, of thermal fluctuations of the gluons and of the diquark pairing condensate $\sim \langle \psi\psi \rangle$. The effects of thermal fluctuations on the phase transition were first studied in BCS superconductors in metals in Ref. [11], and in finite temperature field theory in Ref. [12]. The GL free energy for metallic superconductor without photon degrees of freedom has a global $U(1)$ symmetry. It therefore falls into the $O(2)$ universality class and shows a second order phase transition [13]. However, the coupling to photon fluctuations may lead to a first order phase transition [11]; in particular, Type I materials have a *weak* first order transition, characterized by a cubic term of the order parameter in the GL free energy. In color superconductors, a first order transition is also expected [2]. However, there are crucial differences from metallic superconductors. Firstly, the fluctuations of the diquark field alone may lead to a first order phase transition; in fact, the GL free energy in color superconductivity (without gluons) has a global color-flavor symmetry, $SU_c(3) \times SU_{L+R}(3)$, which exhibits no infrared fixed-point in the renormalization group flow of the coupling constants, and is thus likely to show a first order phase transition [14, 15]. Secondly, thermal gluon fluctuations may induce a relatively *strong* first order transition, in contrast to the metallic case, partly because of the relativistic nature of the quarks and partly because of the large coupling constant $\alpha_s = g^2/4\pi$ [2, 17].

We study the effects of fluctuations of the pairing and gluon fields on the phase transition via their effects on the GL free energy, emphasizing the relative importance of the diquark and gluon fluctuations, and the need to treat gluon fluctuations consistently, keeping all terms of the same order. We estimate, semi-quantitatively, the strength of first order transition as well as the modification of the transition temperature. Unlike the conclusion of [2] for two-flavor color superconductivity, we find that the first order transition weakens with increasing baryon density, and that the transition temperature is lowered from its mean-field value.

In Sec. II, we review the GL approach to color superconductivity, following [5, 7]. We consider two characteristic pairings in three-flavor superconductors: color-flavor locking (CFL) and isoscalar (IS) ordering. Then we discuss the size of the thermal fluctuations of the pairing field and the gluons. We study the relative magnitude of these

fluctuations and the question of whether the system is Type I or Type II in the framework of GL theory for a three-flavor color superconductor. The validity of the one-loop approximation to evaluate gluon fluctuations is discussed for the Type I case. In Sec. III, we focus on Type I superconductors realized in the weak coupling regime, and calculate the effects of the thermal fluctuations of the gluons in the one-loop approximation. A first order transition is induced for both CFL and IS pairings. The strength of the transition and the critical temperature are evaluated explicitly for the CFL state at high density. The proposed critical end point of the first order transition in the low density regime [17] is beyond the scope of this paper and will not be discussed here. Section IV is devoted to a summary and concluding remarks. In Appendix A, we summarize the parameters of the GL free energy in the weak coupling regime [5].

II. GINZBURG-LANDAU FREE ENERGY

As a prelude to analyzing the color superconducting phase transition at finite temperature, we first review the GL free energy and the pairing fields in the absence of fluctuations. We then estimate the size of fluctuations around the mean-field and the critical regions both for gluon and diquark fields within the Gaussian approximation.

A. 3-dimensional effective theory

Let us consider a system of degenerate massless u, d, s quarks with a common Fermi momentum. The pairing gap of a quark of color b and flavor j with that of color c and flavor k in the $J^P = 0^+$ channel is written as ϕ_{bcjk} ; further assuming that the pairing takes place in the color-flavor antisymmetric channel, which is expected to be the most attractive in the weak coupling, the gap is parameterized as $\phi_{bcjk} = \epsilon_{abc}\epsilon_{ijk}\mathbf{d}_a^i$ [5, 6]. Under $G = SU(3)_c \times SU(3)_{L+R} \times U(1)_B$, \mathbf{d}_a^i transforms as a vector, and by construction belongs to the $(3^*, 3^*)$ representation of $SU(3)_c$ and $SU(3)_{L+R}$.

The GL free energy density in three spatial dimensions, written in terms of the order parameter field $\mathbf{d}_a^i(\mathbf{x})$, with coupling to the $SU(3)_c$ gluon gauge fields, reads [6]

$$S = \bar{\alpha} \sum_a |\mathbf{d}_a|^2 + \beta_1 \left(\sum_a |\mathbf{d}_a|^2 \right)^2 + \beta_2 \sum_{ab} |\mathbf{d}_a^* \cdot \mathbf{d}_b|^2 + 2\kappa_T \sum_a |(D_l \mathbf{d})_a|^2 + \frac{1}{4} G_{lm}^\alpha G_{lm}^\alpha. \quad (1)$$

The parameters $\bar{\alpha}$, β_1 , and β_2 characterize the homogeneous part of the free energy, while κ_T is the stiffness parameter, controlling spatial variations of the order parameter. Since \mathbf{d}_a^i is antisymmetric in color space, the color-covariant derivative D_l is

$$(D_l \mathbf{d})_a = \partial_l \mathbf{d}_a + \frac{i}{2} g A_l^\alpha (\lambda^{\alpha*} \mathbf{d})_a, \quad (2)$$

where the $\lambda^{\alpha*}$ are the complex conjugates of the Gell-Mann matrices, and G_{lm} is the spatial part of the gluon field-strength tensor,

$$G_{lm}^\alpha = \partial_l A_m^\alpha - \partial_m A_l^\alpha + g f_{\alpha\beta\gamma} A_l^\beta A_m^\gamma. \quad (3)$$

The free energy density Eq. (1) may be interpreted as an $SU(3)_c \times SU(3)_f$ scalar field theory coupled to an $SU(3)_c$ gauge field in three-spatial dimensions. Eq. (1) is model independent and valid near the critical temperature of the second order transition when the average value of $\mathbf{d}_a^i(\mathbf{x})$ is small.

Although the general analysis does not require specific values of the parameters in the GL free energy, it is useful to bear in mind their characteristic scales, as found in weak coupling (see Appendix A), $\bar{\alpha} \sim \mu^2 \ln(T/T_c)$ and $\beta_1 = \beta_2 = 3\kappa_T \sim (\mu/T_c)^2$, with μ the baryon chemical potential and T_c the weak coupling critical temperature.

The order parameters for color-flavor locking (CFL) and isoscalar (IS) ordering in three-flavor matter are

$$\mathbf{d}_a^i \rightarrow \begin{cases} d \delta_{ai} & (\text{CFL}) \\ d \delta_{a3} \delta_{i3} & (\text{IS}). \end{cases} \quad (4)$$

We shall in general take d to be real, and set the direction 3 to be b in color and s in flavor. If we consider only the uniform field configurations that minimize S , Eq. (1), and neglect thermal fluctuations around the stationary value (the mean-field approximation), we obtain $\mathbf{A}^\alpha = \mathbf{A} = 0$ and

$$d^2 = \begin{cases} d_{\text{CFL}}^2 \equiv -\frac{1}{6} \bar{\alpha} \left(\beta_1 + \frac{1}{3} \beta_2 \right)^{-1} & \text{for } \beta_2 > 0 \text{ and } 3\beta_1 + \beta_2 > 0 \\ d_{\text{IS}}^2 \equiv -\frac{1}{2} \bar{\alpha} (\beta_1 + \beta_2)^{-1} & \text{for } -\beta_1 < \beta_2 < 0. \end{cases} \quad (5)$$

Since $\bar{\alpha}$ changes sign at the mean field T_c , it is useful to rewrite it in the form,

$$\bar{\alpha} = \alpha_0 t, \quad (6)$$

where $t = (T - T_c)/T_c$ is the reduced temperature, and $\alpha_0 > 0$. As is evident from Eq. (5), the system undergoes a second order phase transition from the paired state to a normal state quark-gluon plasma as T increases. Whether the paired state just below T_c is CFL or IS depends on the values of β_1 and β_2 . In the weak coupling limit where $\beta_1 = \beta_2$ and $\alpha_0 \sim \mu^2$, CFL ordering is favored, with $d_{\text{CFL}} \sim T_c \sqrt{|t|}$ for $T \lesssim T_c$.

B. Fluctuations about mean-field, and the critical region

Let us now consider the effect of thermal fluctuations of the spin-zero diquark (scalar) field and the spin-one gluon fields about their mean values, in the Gaussian approximation [18]. In this approximation, only the quadratic part of the fluctuations of the fields about their means (denoted by “cl”), $(\mathbf{A}^\alpha)_{\text{cl}} = 0$ and $(\mathbf{d}_a^i)_{\text{cl}}$ in Eqs. (4), are kept in the free energy. The fluctuation part of the free energy is then $\Delta S = [S(\mathbf{d}, \mathbf{A}) - S(\mathbf{d}_{\text{cl}}, \mathbf{A}_{\text{cl}})]_{\text{quadratic}}$. The fluctuations of the gauge fields at the same spatial coordinate are given by the thermal average, $\langle \mathbf{A}^\alpha \mathbf{A}^\beta \rangle$, of the product of the gauge fields, where

$$\langle \dots \rangle = \frac{\int d\{\delta \mathbf{d}\} d\{\mathbf{A}\} \dots e^{-\Delta S[\{\mathbf{A}\}, \{\delta \mathbf{d}\}]/T}}{\int d\{\delta \mathbf{d}\} d\{\mathbf{A}\} e^{-\Delta S[\{\mathbf{A}\}, \{\delta \mathbf{d}\}]/T}}, \quad (7)$$

with $\{\mathbf{A}\} = \{\mathbf{A}^1, \dots, \mathbf{A}^8\}$, and $\{\delta \mathbf{d}\} = \{\mathbf{d} - \mathbf{d}_{\text{cl}}\} = \{\text{Re}(\mathbf{d}_R^u) - \text{Re}(\mathbf{d}_{R\text{cl}}^u), \text{Im}(\mathbf{d}_R^u) - \text{Im}(\mathbf{d}_{R\text{cl}}^u), \dots, \text{Im}(\mathbf{d}_B^s) - \text{Im}(\mathbf{d}_{B\text{cl}}^s)\}$. After diagonalization of ΔS in color, we find the gluon field fluctuations,

$$\langle \mathbf{A}^\alpha \mathbf{A}^\beta \rangle = 2\delta_{\alpha\beta} T \int_{|\mathbf{k}| < \Lambda} \frac{d^3 k}{(2\pi)^3} \frac{1}{\mathbf{k}^2 + (m_A)_{\alpha\alpha}^2}, \quad (8)$$

where we have taken the Coulomb gauge $\nabla \cdot \mathbf{A} = 0$. The momentum Λ is an ultraviolet cutoff, which corresponds to an upper bound on the wave numbers of the classical thermal fluctuations with zero Matsubara frequency. This cutoff is inversely proportional to the size of the quark pairs ($\Lambda \sim d \sim T_c$) [11, 19]. In the following we take $\Lambda = T_c$ for simplicity. In Eq. (8), $(m_A)_{\alpha\beta}$ is the Meissner mass matrix, calculated in Ref.[7] for IS and CFL orderings; the Meissner masses are the inverse correlation lengths of the gluon field fluctuations. The components of this matrix are given in Table I.

In weak coupling, where the system is color-flavor locked, $m_A \sim g\mu\sqrt{|t|}$ for $T \lesssim T_c$. Since the Meissner mass is vanishingly small compared to $\Lambda \sim T_c$ near the second order critical point, we can expand Eq. (8) in terms of $(m_A)_{\alpha\alpha}/T_c$:

$$\langle \mathbf{A}^\alpha \mathbf{A}^\beta \rangle = \delta_{\alpha\beta} \frac{TT_c}{\pi^2} \left[1 - \frac{\pi}{2} \frac{(m_A)_{\alpha\alpha}}{T_c} + \left(\frac{(m_A)_{\alpha\alpha}}{T_c^2} \right)^2 + \mathcal{O} \left(\left(\frac{(m_A)_{\alpha\alpha}}{T_c} \right)^4 \right) \right]. \quad (9)$$

We can similarly calculate the expectation value of the product of the fluctuations of the scalar diquark field. In this case it is convenient to work in the color-flavor space ($a = R, G, B$, $i = u, d, s$) in which the part of ΔS of quadratic order in $\delta \mathbf{d}_a^i = \mathbf{d}_a^i - (\mathbf{d}_a^i)_{\text{cl}}$ is diagonal. (For an IS condensate, the original color-flavor space provides the diagonalization.) For notational simplicity we write the diagonalized field as $(\delta \mathbf{d})_\rho \equiv (\delta \mathbf{d}_a^i)_m$ where $m (=1, 2)$ distinguishes the real and imaginary parts of $\delta \mathbf{d}_a^i$ and the $\rho (=a, i, m)$ summarizes all the indices. We then obtain

$$\begin{aligned} \langle (\delta \mathbf{d})_\rho (\delta \mathbf{d})_\sigma \rangle &= \delta_{\rho\sigma} \frac{T}{2\kappa_T} \int_{|\mathbf{k}| < \Lambda} \frac{d^3 k}{(2\pi)^3} \frac{1}{\mathbf{k}^2 + (m_d)_{\rho\rho}^2} \\ &= \delta_{\rho\sigma} \frac{TT_c}{4\pi^2 \kappa_T} \left[1 - \frac{\pi}{2} \frac{(m_d)_{\rho\rho}}{T_c} + \left(\frac{(m_d)_{\rho\rho}}{T_c} \right)^2 + \mathcal{O} \left(\left(\frac{(m_d)_{\rho\rho}}{T_c} \right)^4 \right) \right]. \end{aligned} \quad (10)$$

Here $(m_d)_{\rho\rho}$ is the matrix of inverse correlation lengths of the order parameter fluctuations, whose diagonal components are given in Table I.

The number of modes corresponding to a given correlation length is also indicated in Table I. The ninefold massless scalar modes ($m_d = 0$) may be understood as follows. The IS state, characterized by $\mathbf{d}_a^i = d\delta_{a3}\delta_{i3}$, Eq. (4), is invariant under $G' = SU(2)_c \times SU(2)_{L+R} \times U(1) \times U(1)$. Here the first $U(1)$ symmetry corresponds to a simultaneous

TABLE I: The inverse squared correlation lengths of the scalar (d) and gauge (A) fluctuations, m_d^2 and m_A^2 , together with the number of degenerate modes corresponding to each fluctuation.

	IS		CFL		$T > T_c$	
	$m_{d,A}^2$	degeneracy	$m_{d,A}^2$	degeneracy	$m_{d,A}^2$	degeneracy
d	$2(\beta_1 + \beta_2) d^2 / \kappa_T$	1	$2(3\beta_1 + \beta_2) d^2 / \kappa_T$	1	$\bar{\alpha} / 2\kappa_T$	18
	$-\beta_2 d^2 / \kappa_T$	8	$2\beta_2 d^2 / \kappa_T$	8		
	0	9	0	9		
A	$\frac{4}{3} \kappa_T g^2 d^2$	1	$2\kappa_T g^2 d^2$	8	0	8
	$\kappa_T g^2 d^2$	4				
	0	3				

rotation in baryon-color space, and the second to a simultaneous rotation in baryon-flavor space. Thus the number of Nambu-Goldstone bosons is $\dim[G] - \dim[G'] = 17 - 8 = 9$. The CFL state, characterized by $\mathbf{d}_a^i = d\delta_{ai}$, Eq. (4), is invariant under $G' = SU(3)_{c+L+R}$. Thus one has $17 - 8 = 9$ Nambu-Goldstone bosons in this case too.

Note that not all massless scalar modes with $m_d = 0$ in Table I are physical. Parts of them are absorbed in the longitudinal components of the gluon. As a result, only four scalar modes out of nine are physical in the IS state, while only one scalar mode is physical in the CFL state. However, as we show later, the physical massless modes do not modify the structure of the one-loop free energy, and thus we do not consider them in the discussion below. In weak coupling, the masses of the physical modes behave as $m_d \sim T_c \sqrt{|t|}$ for $T \lesssim T_c$.

As discussed in [11], the initial terms in the expansions (9) and (10) proportional to TT_c simply shift the critical temperature, T_c , of the second order transition. This is because they modify the coefficient of the quadratic term of the order parameter in the GL potential. On the other hand, the terms proportional to $TT_c m_d$ and $TT_c m_A$ in Eqs. (9) and (10) induce a cubic term of the order parameter in the GL potential, and thus generally drive the phase transition to first order [11]. Whether the resultant first order transition is reliable or not can be checked by estimating the size of the critical region on the basis of Eqs. (9) and (10) [19]. The terms $TT_c m_d^2$ and $TT_c m_A^2$ in Eqs. (9) and (10) modify the coefficient of quadratic term of the order parameter in the GL potential, which, as we shall see, turn out to be important in determining the strength of the first order transition.

We now discuss the critical regions for scalar and gauge fluctuations. In the immediate vicinity of T_c , fluctuations of the soft modes become significant, leading to a breakdown of the Gaussian approximation [19]. The temperature span of this critical region can be determined from standard scaling arguments near the critical point [18]. For our problem, the typical spatial scales of scalar and gauge field fluctuations are m_d^{-1} and m_A^{-1} , respectively. Using these scales, we define the “effective” coupling strengths among the soft modes for the scalar and gauge fields as $\beta_i T_c / (32\pi^2 \kappa_T^2 m_d)$ and $g^2 T_c / (2\pi^2 m_A) = 2\alpha_s T_c / (\pi m_A)$, respectively. We introduce the factor $2\pi^2$ since the effective couplings to be used in the perturbative expansion are always associated with the phase space factor $1/(2\pi^2) = 4\pi/(2\pi)^3$ [20]. These coupling strengths should be small enough that the calculation of the free energy in a loop expansion is meaningful.

Also the three dimensional effective theory for the soft modes is meaningful only when the masses of the soft modes are small compared to $\Lambda \sim T_c$. Combining the conditions discussed above, we find the necessary (but not sufficient) conditions for the Gaussian approximation to be valid,

$$\frac{|\beta_i|}{32\pi^2 \kappa_T^2} T_c \ll m_d \ll T_c, \quad (11)$$

$$\frac{2\alpha_s}{\pi} T_c \ll m_A \ll T_c, \quad (12)$$

namely that the temperature should be inside the appropriate region where the masses of the soft modes are not too small and not too large. Also the above equations imply that the coupling constants should be sufficiently small,

$$\frac{|\beta_i|}{32\pi^2 \kappa_T^2} \ll 1, \quad \frac{2\alpha_s}{\pi} \ll 1. \quad (13)$$

We define the ratio of the typical spatial scales of scalar and gauge field fluctuations,

$$\kappa \equiv \frac{m_d}{m_A} \simeq \left(\frac{|\beta_i|}{4\pi\alpha_s \kappa_T^2} \right)^{1/2}, \quad (14)$$

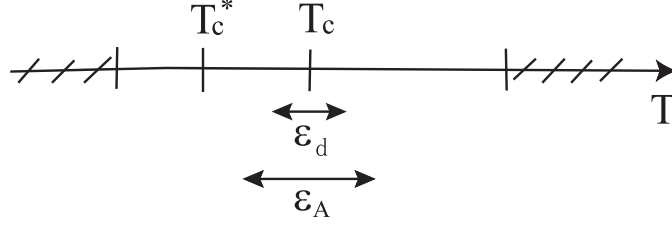


FIG. 1: Schematic depiction of the relative magnitude of the critical regions, ϵ_d and ϵ_A . Here T_c is the critical temperature for the second order transition in the mean-field approximation, and T_c^* the critical temperature of the first order transition induced by gauge-field fluctuations, derived below. In the hatched region where $|T - T_c| > T_c$, the Ginzburg-Landau expansion in terms of the order parameter is not justified.

which measures the relative importance of the fluctuations to the GL free energy. As we shall see in Sec. III, gauge fluctuations are more important than scalar fluctuations for $\kappa \ll 1$, while scalar fluctuations are more important for $\kappa \gg 1$. In weak coupling at high density, one finds

$$\kappa^2 \sim \frac{10^3}{\alpha_s} \left(\frac{T_c}{\mu} \right)^2 = \frac{10}{\alpha_s} \left(\frac{T_c}{100 \text{ MeV}} \right)^2 \left(\frac{1 \text{ GeV}}{\mu} \right)^2, \quad (15)$$

where we have neglected a numerical coefficient of order unity. Since in weak coupling, the ratio T_c/μ is exponentially suppressed as $\exp(-3\pi^2/\sqrt{2}g)$, κ is considerably smaller than unity at high baryon density, and gauge fluctuations dominate over scalar fluctuations.

The parameter κ defined in Eq. (14) is the Ginzburg-Landau parameter [22] that distinguishes the type of color superconductor under an external chromomagnetic field; $\kappa = \delta/\xi$ where δ is the penetration depth, and ξ the coherence length. By explicit calculation of the surface energy of a domain wall separating the normal and superconducting phases in the presence of an external magnetic field, one finds that Type I color superconductivity is realized for $\kappa_{\text{IS}} < 1/\sqrt{2}$ in the IS state [6] and for $\kappa_{\text{CFL}} < 0.589$ in the CFL state with $\beta_1 = \beta_2$ [23].

As Eqs. (14) and (15) indicate, $m_d \ll m_A$ is realized in weak coupling. Therefore, the color superconductors are Type I at least at very high densities. Whether they are Type I or Type II at low densities is not known. In the next section, we assume Type I behavior and consider only the effect of gauge fluctuations.

In the weak coupling limit, the Ginzburg criterion, the first of the inequalities in Eqs. (11) and (12), becomes

$$t \gg \epsilon_d \equiv 10^2 \left(\frac{T_c}{\mu} \right)^4 = 10^{-2} \left(\frac{T_c}{100 \text{ MeV}} \right)^4 \left(\frac{1 \text{ GeV}}{\mu} \right)^4, \quad (16)$$

$$t \gg \epsilon_A \equiv 10\alpha_s \left(\frac{T_c}{\mu} \right)^2 = \frac{\alpha_s}{10} \left(\frac{T_c}{100 \text{ MeV}} \right)^2 \left(\frac{1 \text{ GeV}}{\mu} \right)^2. \quad (17)$$

where we have again neglected unimportant numerical coefficients of order unity in defining $\epsilon_{d,A}$.

Since the ratio T_c/μ is exponentially suppressed in weak coupling, one finds $1 \gg \epsilon_A \gg \epsilon_d$ at high baryon density. Note also the relation $\kappa^2 \sim 10^{-2}\epsilon_d/\epsilon_A$; the relative sizes of the critical regions are related to the types of color superconductor¹. Schematically shown in Fig. 1 is a comparison of the sizes of the critical region of the scalar field and that of the gauge field for a Type I superconductor.

Let us briefly summarize the results obtained in this Section. For a Type I color superconductor, as realized in the high density region, gluon fluctuations give the dominant correction to the free energy. As we show in the next section, in the one-loop approximation, these fluctuations change the order of the phase transition from second to first, and modify the critical temperature from T_c to T_c^* . If the relative shift of the critical temperature $(T_c^* - T_c)/T_c$ is well outside the critical region dictated by Eqs. (11) and (12), the Gaussian approximation is consistent. This situation is quite analogous to the first order transition in Type I metallic superconductor [11].

On the other hand, in a Type II color superconductor, which may be realized in the low density region for T_c comparable to μ , scalar fluctuations are not at all negligible. Furthermore, the Gaussian approximation becomes highly questionable. A renormalization group analysis with an ϵ expansion shows that, even without gauge fields,

¹ This relation can be derived beyond the weak coupling approximation; the exact relation is $\kappa^2 = (1/256)\epsilon_d/\epsilon_A$.

scalar fluctuations alone induce a first order transition in an $SU(n) \times SU(n)$ model with $n \geq 3$ [15]. Our model falls in this category when the coupling of the gauge field with the diquark condensate is neglected. A further complication for Type II color superconductors is that the non-Abelian self-coupling of the gauge field may not be negligible, namely, the second condition Eq.(13) also becomes questionable at low densities. The non-Abelian coupling may change the order of the transition, as discussed in [17], but this problem is beyond the scope of this paper.

The phase diagram in the (β_1, β_2) plane implied by the GL free energy Eq. (1) is given in [5] at the mean-field level without gauge fields. Once we take into account fluctuations of the order-parameter and the gauge fields, we need to consider the phase structure in the four dimensional $(\beta_1, \beta_2, \kappa_T, \alpha_s)$ space. Figure 2 shows its projection onto the two dimensional (β, α_s) space with $\beta \equiv \beta_1 = \beta_2 = 3\kappa_T$. The CFL phase in the weak coupling limit lies in this reduced space (see Appendix A).

The solid line in the figure is the boundary separating Type I and Type II color superconductivity, characterized by $\kappa = 1$ in Eq. (14). For the Gaussian approximation for the gauge fields to be reliable, $2\alpha_s/\pi$ should be smaller than 1, Eq.(13). Therefore, within the shaded region in the figure, the one-loop approximation taking into account only the gauge field is reliable for studying effects of thermal fluctuations. The dashed line in the figure shows the relation between α_s and β (both functions of μ) in weak coupling, as obtained from the formulae in Appendix A. The weak coupling regime is well within the shaded area.

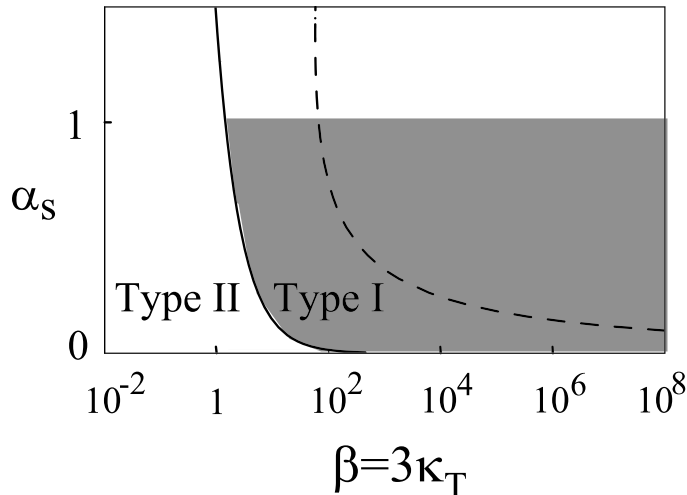


FIG. 2: The phase structure in the two dimensional (β, α_s) space. The solid line, characterized by $\kappa = 1$, is the boundary between Type I (right side) and Type II (left side) superconducting behavior. The dashed line shows α_s as a function of β , calculated in weak coupling. The loop expansion for gauge field fluctuations is valid in the shaded area.

In Fig. 3, we show κ calculated in weak coupling, Eq. (15), as a function of the baryon chemical potential. The dependences of μ on T_c and α_s are taken from the weak coupling results in Appendix A. The figure indicates that $\kappa \ll 1$ (Type I superconductivity) is satisfied not only at high density but also at moderate densities, to the extent that one can rely on the extrapolation using the weak coupling formulae.

III. FIRST ORDER TRANSITION INDUCED BY GAUGE FIELD

In this section, we assume a Type I color superconductor and evaluate the free energy of the CFL and IS states up to one-loop order, taking into account gauge field, but not scalar field, fluctuations. The free energy difference between the superfluid and normal phases, $F_{\text{eff}}(d)$, in this approximation reads, in the Coulomb gauge,

$$\begin{aligned}
 F_{\text{eff}}(d) &= S(d) + \frac{1}{2} \ln \det \left(\frac{\partial^2 S}{\partial \mathbf{A}^\alpha \partial \mathbf{A}^\beta} \right) - F_{\text{eff}}(d=0) \\
 &= S(d) + \frac{1}{2} 2T \sum_{\alpha} \int_{|\mathbf{k}| < T_c} \frac{d^3 k}{(2\pi)^3} [\ln(k^2 + (m_A)_{\alpha\alpha}^2) - \ln k^2] \\
 &= S(d) + T \sum_{\alpha} [a_2(m_A)_{\alpha\alpha}^2 - a_3(m_A)_{\alpha\alpha}^3 + a_4(m_A)_{\alpha\alpha}^4], \tag{18}
 \end{aligned}$$

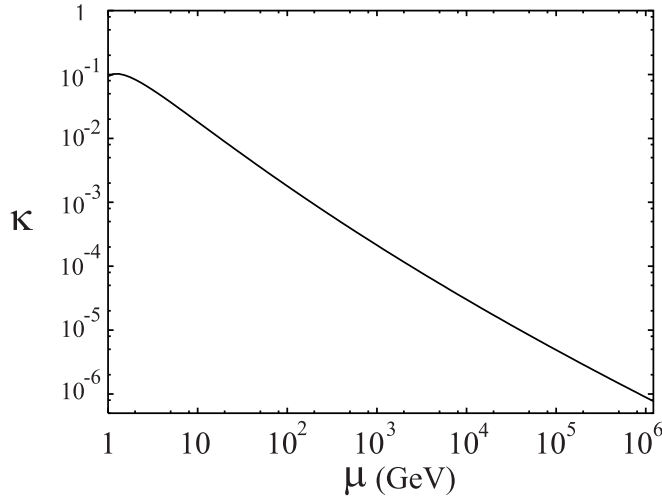


FIG. 3: The parameter κ calculated as a function of μ in the weak coupling approximation Eq.(15).

with

$$a_2 = \frac{T_c}{2\pi^2}, \quad a_3 = \frac{1}{6\pi}, \quad a_4 = \frac{1}{4\pi^2 T_c}. \quad (19)$$

We have included the two degrees of freedom associated with the polarization of the gauge fields in the Coulomb gauge. The high-momentum cutoff of the loop integral Λ , which sets the scale of the three-dimensional effective theory, is taken to be T_c , as discussed in the previous section. The m_A , the non-zero Meissner masses listed in Table I, are proportional to d , which here is a variational parameter determined by minimizing F_{eff} in the above formula. In evaluating the integral we have used the expansion in terms of $m/\Lambda = m/T_c$:

$$\begin{aligned} f(m) &= \int_{|\mathbf{k}| < \Lambda} \frac{d^3 k}{(2\pi)^3} \log \left(\frac{k^2 + m^2}{k^2} \right) = \int_0^{m^2} dM^2 \int_{|\mathbf{k}| < \Lambda} \frac{d^3 k}{(2\pi)^3} \frac{1}{k^2 + M^2} \\ &= \frac{\Lambda}{2\pi^2} m^2 - \frac{1}{6\pi} m^3 + \frac{1}{4\pi^2 \Lambda} m^4 + \mathcal{O}(m^6). \end{aligned} \quad (20)$$

The expansion is well convergent for $m_A \ll T_c$, corresponding to the condition Eq. (12).

By setting $m = m_d$ in Eq. (20), we can roughly estimate the energy contribution from diquark fluctuations. This equation also allows us to see the reason why κ , introduced in the previous section, measures the relative importance of diquark and gauge field fluctuations in the free energy. At each order of the expansion of $F_{\text{eff}}(d)$ in terms of d , the dominant contribution comes from the modes with largest mass. (Note that the energy scale entering Eq. (18), $T_c m_{d,A}^3$, can be regarded as the unit of thermal energy $\sim T$ times the number density, $\sim m_{d,A}^3$, of modes of mass $m_{d,A}$.) For the Type I case, $\kappa = m_d/m_A \ll 1$, which indicates that the gauge field fluctuations dominate over diquark field fluctuations. One can also see from Eq. (20) that the massless modes in Table I do not contribute to the free energy difference F_{eff} .

As we have discussed in the previous section and is easily seen by comparing Eqs. (18) and (9), the integral of the gauge field fluctuation $\langle \mathbf{A}^2 \rangle$ with respect to m_A^2 leads precisely to the one-loop correction to the free energy. In particular, the term proportional to a_2 in Eq. (18) decreases the critical temperature of the second order transition since it is proportional to d^2 with a positive coefficient. On the other hand, the term proportional to a_3 drives the first order transition because it has a cubic structure d^3 with a negative coefficient. This is indeed the mechanism of the first order transition induced by thermal photons, first pointed out in [11] in the context of the Type I metallic superconductors.

In dense QCD, Bailin and Love have previously discussed the first order transition induced by thermal gluons in two-flavor color superconductors [2]. Considering only the terms proportional to a_2 and a_3 , they concluded that the transition is strongly first order at high density. Furthermore, the strength of the first order transition grows as μ increases in their result (e.g., Eq. (4.100) in [2]). On the contrary, as we show below, the strong first order transition induced by a_3 term is substantially tamed by the consistent inclusion of the a_4 term for both CFL and IS orderings. As a consequence, the first order transition becomes weaker with increasing density, in contrast to the conclusion of [2].

A. Free energy of the CFL state

In this subsection, we show explicitly the one-loop free energy and the critical temperature of the first order transition T_c^* for the CFL phase. If we use the CFL form in Eq. (4) and the Meissner masses in Table I, the free energy $F_{\text{eff}}(d)$ in Eq. (18) reads

$$F_{\text{eff}}(d) = 3\tilde{\alpha}d^2 - qd^3 + rd^4, \quad (21)$$

with

$$3\tilde{\alpha}d^2 = 3\bar{\alpha}d^2 + 8Ta_2m_A^2 = \left[3\bar{\alpha} + \frac{TT_c}{\pi^2} (32\pi\kappa_T\alpha_s) \right] d^2, \quad (22)$$

$$qd^3 = 8Ta_3m_A^3 = \left[\frac{8\sqrt{2}T}{3\pi} (4\pi\kappa_T\alpha_s)^{\frac{3}{2}} \right] d^3, \quad (23)$$

and

$$rd^4 = 3(3\beta_1 + \beta_2)d^4 + 8Ta_4m_A^4 = \left[3(3\beta_1 + \beta_2) + \left(\frac{T}{T_c} \right) 128\kappa_T^2\alpha_s^2 \right] d^4. \quad (24)$$

Here, $m_A = (2\kappa_T)^{1/2}g|d|$ is the Meissner mass in the CFL phase.

As we have already mentioned, the effects of gauge fluctuations are three-fold: First, they increase the size of the quadratic (d^2) terms. This increase implies that thermal fluctuations tend to make the superconducting phase less energetically favorable. Second, we find a cubic term with a negative coefficient, $-q$, which favors the superconducting phase. Furthermore, the second-order transition found in mean-field theory turns into a first order one due to this term, independent of the magnitude of μ . Finally, we find a positive correction to the quartic term from the fluctuations. Like the correction to the quadratic term, this term acts against the superconducting phase. The sum of these three corrections leads to a first order transition which is significantly stronger than in a metallic superconductor, but is much weaker than that claimed in [2], where the quartic correction was neglected.

For later convenience, we define a “renormalized” critical temperature T'_c at which the quadratic term in Eq. (21) vanishes, $\tilde{\alpha} = 0$. (Note that the critical temperature at the tree level, T_c , has been defined through $\bar{\alpha} = 0$.) Then,

$$\frac{T'_c}{T_c} = \left(1 + \frac{T_c^2}{\alpha_0} \frac{32\pi\kappa_T\alpha_s}{3\pi} \right)^{-1}, \quad (25)$$

$$\tilde{\alpha} = \alpha_0 \frac{T - T'_c}{T'_c} \equiv \alpha_0 t'. \quad (26)$$

The decrease of the renormalized critical temperature from the mean-field value ($T'_c < T_c$) is consistent with the fact that the contribution of the fluctuations to the quadratic term makes the superconducting state less favorable.

On the other hand the true critical temperature, T_c^* , of the first order transition is the temperature where the free energy has two degenerate minima, $d = 0$ and $d = d^* \neq 0$. Since $F_{\text{eff}}(0) = 0$ by definition, this implies that $F_{\text{eff}}(d^*) = \partial F_{\text{eff}}(d^*)/\partial d^* = 0$ is satisfied at $T = T_c^*$. Thus we find

$$\frac{T_c^*}{T'_c} = 1 + \frac{q^2}{12\alpha_0 r}, \quad (27)$$

$$d^* = \frac{q}{2r}. \quad (28)$$

The cubic term $-qd^3$ in the free energy, which tends to stabilize the superconducting phase, increases the critical temperature of the first order transition from T'_c as seen in Eq. (27). Thus the ratio T_c^*/T'_c is a measure of the strength of first order transition induced by the thermal gluons. One may also define other measures such as the jump of the diquark condensate at $T = T_c^*$ relative to its $T = 0$ value, d^*/d_0 , where $d_0 = d(T = 0)$.

Using the weak coupling formulae for β_i and κ_T in Appendix A, we find the following estimates of the above

quantities at high density,

$$p \equiv \frac{3\alpha_0 r}{q^2} \simeq \frac{81\pi}{14\zeta(3)\alpha_s}, \quad (29)$$

$$\frac{T'_c}{T_c} \simeq \left(1 + \frac{9}{2\pi^2 p}\right)^{-1}, \quad \frac{T_c^*}{T'_c} \simeq 1 + \frac{1}{4p}, \quad (30)$$

$$d^* \simeq \pi^{5/2} \left(\frac{6}{7\zeta(3)}\right)^{1/2} \frac{T_c^2}{\mu\sqrt{\alpha_s}}, \quad (31)$$

$$\frac{d^*}{d_0} \simeq \frac{e^\gamma \pi^{3/2}}{10} \left(\frac{6}{7\zeta(3)}\right)^{1/2} \frac{1}{\sqrt{\alpha_s}} \left(\frac{T_c}{100\text{MeV}}\right) \left(\frac{1\text{GeV}}{\mu}\right) \sim 0.3\kappa, \quad (32)$$

where we have used the mean-field relation $d_0 = (\pi/e^\gamma)T_c$ with γ being Euler's constant.

In Fig. 4(a), we compare the ratio T'_c/T_c , T_c^*/T'_c , and T_c^*/T_c as functions of the baryon chemical potential μ , with the weak coupling parameters of Appendix A. Note that T_c^* is always smaller than T_c ,

$$\frac{T_c^*}{T_c} - 1 \sim -\frac{\alpha_s}{10^2}. \quad (33)$$

In Fig. 4(b), the jump of the order parameter at the critical point, d^*/d_0 , is shown as a function of μ . The jump is at most a few percent for $\mu > 1$ GeV, but is much larger than that expected in Type I metallic superconductors (see below). Also, one finds that the first order transition becomes weaker logarithmically as μ increases, and approaches a second order transition at $\mu = \infty$. As noted above, this is in contrast to the result of [2] in which the first order transition becomes strong as μ increases. Such behavior is unreasonable because the coupling of gluons and diquarks becomes weak at high density due to the asymptotic freedom. As we have already discussed, the discrepancy between our result and that in [2] originates from the fact that thermal corrections to the quartic term in the free energy were not taken into account in [2]. As we approach the baryon density close to that at the confinement-deconfinement transition, $\mu \sim 1$ GeV, the fluctuations of the scalar field as well as the non-Abelian interactions of the gluons neglected in our calculation become important. Therefore the results shown in Fig. 4(a,b) may be modified qualitatively in this region. Elucidating the super-to-normal transition in the low density region remains an interesting open question.

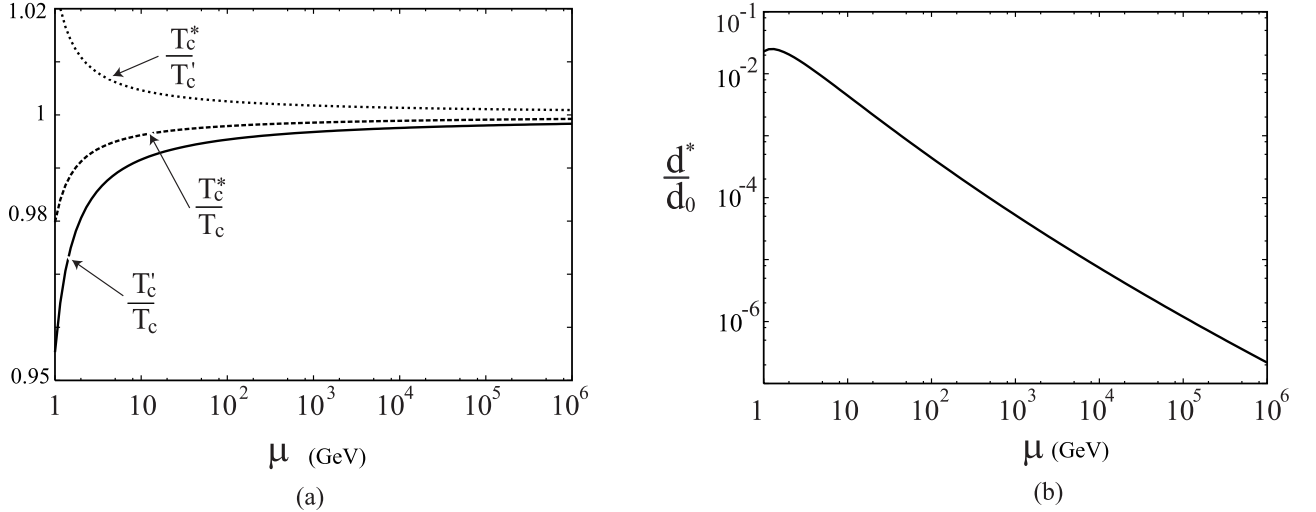


FIG. 4: (a) The ratio of three critical temperatures, T'_c/T_c (solid line), T_c^*/T_c (dashed line) and T_c^*/T'_c (dotted line). (b) The jump of the diquark condensate at $T = T_c^*$ relative to its $T = 0$ value; d^*/d_0 as functions of the baryon chemical potential μ in the CFL phase. Weak coupling values for β_i and κ_T are used.

It is instructive to compare the strength of the present first-order transition with that of Type I metallic superconductors. In the latter case, one finds an extremely weak first-order transition: $(T_c^* - T'_c)/T_c \sim \alpha^3 (E_F/T_c)^2 (E_F/m)^{3/2} \sim 10^{-6}$ [2, 11]. E_F is the electron Fermi energy ($E_F = p_F^2/2m$), m is the electron mass and $\alpha = e^2/4\pi$ is the electromagnetic fine structure constant. Major differences from the case of massless color superconductivity are the presence of

a small factor E_F/m and the small coupling constant. Note that in the metallic case, the thermal photon correction to the quartic term in the GL free energy divided by the corresponding mean-field value is $\mathcal{O}(\alpha^2(E_F/T_c)^2(E_F/m))$, which is the same order with or even smaller than unity. In contrast, thermal gluon fluctuations in the weak-coupling color superconductors dominate the quartic term [see Eq. (24)]. This is the reason why in the metallic case the shift $(T_c^* - T_c')/T_c'$ involves such a high power, α^3 , compared with only g^2 for color superconductivity.

Let us now discuss the reliability of the first order phase transition obtained here in weak coupling, from the point of view of the critical region examined in Sec. IIB. The first inequalities in Eqs. (11) and (12) can be interpreted as conditions for the size of $T - T_c$, or alternatively as conditions for the size of d ; if $T_c^* - T_c$ or d^* is very small, critical fluctuations are not negligible and one cannot trust the result of the one-loop approximation. In the case of weak coupling, $t^* \equiv |T_c^* - T_c|/T_c \simeq 10^{-2}\alpha_s$ from Eq. (33); in addition $T_c/\mu \ll 1$. Therefore, the conditions given in Eqs. (17) and (16), $t^* \gg \epsilon_{A,d}$, are well satisfied, and the critical temperature of the first order transition is outside the critical region of the diquark and gauge fluctuations. Also, by substituting d^* in Eq. (31) into the first inequalities in Eqs. (11) and (12), one finds the conditions, $\alpha_s/\beta \ll 1.6\pi^5$ and $\alpha_s \ll \pi^2/6$, which should be satisfied for the effective three-dimensional approach to be valid. They are in fact well satisfied, insofar as the couplings stay in the shaded region in Fig.2.

B. Free energy of the IS state

The analysis of the IS state is similar to that of the CFL state. The free energy in the one-loop approximation becomes

$$F_{\text{eff}}(d) = \tilde{\alpha}d^2 - qd^3 + rd^4, \quad (34)$$

with

$$\tilde{\alpha}d^2 = \bar{\alpha}d^2 + Ta_2(4m_A^2 + m_{\bar{A}}^2) = \left[\bar{\alpha} + \frac{TT_c}{\pi^2} \left(\frac{32\pi\kappa_T\alpha_s}{3} \right) \right] d^2, \quad (35)$$

$$qd^3 = Ta_3(4m_A^3 + m_{\bar{A}}^3) = \left[\frac{T}{\pi} \left(\frac{2}{3} + \frac{4}{9\sqrt{3}} \right) (4\pi\kappa_T\alpha_s)^{\frac{3}{2}} \right] d^3, \quad (36)$$

$$rd^4 = (\beta_1 + \beta_2)d^4 + Ta_4(4m_A^4 + m_{\bar{A}}^4) = \left[(\beta_1 + \beta_2) + \frac{208}{9} \left(\frac{T}{T_c} \right) \kappa_T^2 \alpha_s^2 \right] d^4. \quad (37)$$

Here, m_A and $m_{\bar{A}}$ are the Meissner masses, Table I:

$$m_A^2 = \kappa_T g^2 d^2 \quad (4 \text{ components}), \quad (38)$$

$$m_{\bar{A}}^2 = \frac{4}{3} \kappa_T g^2 d^2 \quad (1 \text{ component}). \quad (39)$$

If the global minimum of the mean-field theory is in the IS state, that is, the parameters β_1, β_2 satisfy $-\beta_1 < \beta_2 < 0$ (as shown in Fig.1 of [5]), the effective potential in the mean field approximation yields a second order transition to the normal phase, and in the one-loop approximation, a first order transition. The renormalized temperature, T_c' , the critical temperature of the first order transition, T_c^* , and order parameter, d^* , at the minimum of the free energy are calculated as before:

$$\frac{T_c'}{T_c} = \left(1 + \frac{T_c^2}{\alpha_0} \frac{32\kappa_T\alpha_s}{3\pi} \right)^{-1}, \quad \frac{T_c^*}{T_c'} = 1 + \frac{q^2}{4\alpha_0 r}, \quad (40)$$

$$d^* = \frac{q}{2r}. \quad (41)$$

The relation, $T_c^*/T_c < 1$, is also satisfied in this case. Since some of m_d^2 's in Table I are negative in the weak coupling ($\beta_1 = \beta_2 > 0$), IS ordering is unstable against scalar fluctuations and decays into CFL ordering at high densities. This result is consistent with the result in Ref. [5] where the comparison of the free energy between the IS and CFL orderings is made. As found from such comparison, the IS state is not in a local minimum when the CFL state is in the energy minimum. Nevertheless, the above formulae are relevant at finite temperature where the unlocking transition from CFL to IS ordering takes place due to the effect of the strange-quark mass, m_s [5, 16].

IV. SUMMARY

In this paper, we have studied the effect of thermal fluctuations of diquarks and the gluons on the superconducting-to-normal state phase transition in a three-flavor color superconductor. For this purpose, we adopted the Ginzburg-Landau free energy in three-spatial dimensions. Although the phase transition of this model is second order in the mean-field approximation for coupling constants near those in weak coupling, it can be turned into a first order transition either by the thermal fluctuations of the scalar diquark field, or the gluon gauge field near the critical point.

The relative importance of these two types of fluctuations is controlled by κ , the ratio of the masses of the scalar field and the gluon just below the critical temperature; κ is also the Ginzburg-Landau parameter that differentiates Type I and Type II color superconductors. In the high density regime where the weak coupling approximation is valid, we find that the system is Type I and gauge fluctuations dominate over scalar fluctuations.

After evaluating the size of the critical region, outside of which the one-loop approximation is a reasonable approximation, we calculate the one-loop correction to the free energy from the thermal gluons in a Type I color superconductor. The transition to color superconductivity becomes first order due to the induced cubic term in the GL free energy, which is similar to the case of the Type I metallic superconductors [11].

The strength of the first phase transition can be characterized by quantities such as the change of the critical temperature from its tree-level value, and the jump of the order parameter at the critical point. They indicate that the first order transition weakens with increasing baryon density. This behavior, which is quite reasonable in the sense that gluonic corrections are suppressed by α_s in weak coupling, is in sharp contrast to that found for two-flavor color superconductivity in [2]. The difference stems from the fact that one needs to take into account not only the cubic term of the order parameter (which strengthens the first order transition) but also thermal corrections to the quartic term (which suppresses the first order transition) to obtain a consistent result. Since the Ginzburg-Landau free energy has an intrinsic spatial cutoff scale Λ^{-1} , which is of order the size of the diquark ($\sim T_c^{-1}$), such a correction to the quartic term is an inevitable consequence of the three-dimensional effective theory. We also find that the critical temperature of the first order transition, T_c^* , is always lower than the T_c of the second order transition in the mean-field approximation.

Our general considerations in this paper for Type I superconductor are valid insofar as the parameters in the Ginzburg-Landau free energy stay in the shaded area in Fig. 2, which corresponds to high density region. On the other hand, in the low density, strong coupling region, not only scalar fluctuations but also non-Abelian interactions among thermal gluons are not negligible. Anti-quark pairing and the non-perturbative running of α_s at low momentum are also not negligible at low density [24]. These effects may change the nature of the phase transition at low density from that realized at high densities. Lattice simulations of the $SU(3)_c \times SU(3)_{L+R} \times U(1)_B$ sigma-model + $SU(3)_c$ gauge field introduced in the present paper would be a good starting point to analyze the phase structure in the strong coupling region. Furthermore, the strange quark mass plays an important role in the unlocking transition from the CFL state to the IS state.

Acknowledgments

The authors are grateful to S. Sasaki, K. Fukushima and M. Tachibana for stimulating discussions. T.M. would like to thank T. Shimizu and H. Abuki for helpful discussions. This work was supported in part by RIKEN Special Postdoctoral Researchers Grant No. 011-52040, by the Grants-in-Aid of the Japanese Ministry of Education, Culture, Sports, Science, and Technology (No. 15540254), and by U.S. National Science Foundation Grant PHY00-98353.

APPENDIX A: ASYMPTOTIC VALUES OF THE COUPLING CONSTANTS

In this paper, we use T_c calculated in finite temperature perturbation theory in the normal phase [21]:

$$T_c = 2 \frac{e^\gamma}{\pi} 256 \pi^4 \left(\frac{2}{N_f g^2} \right)^{5/2} e^{-(\pi^2+4)/8} \frac{\mu}{3} \exp \left(-\frac{3\pi^2}{\sqrt{2}g} \right) \quad (A1)$$

$$\alpha_s = \frac{g^2}{4\pi} = \frac{6\pi}{(33 - 2N_f) \ln(\mu/(3\Lambda_{\text{QCD}}))}, \quad (A2)$$

where $e^\gamma/\pi \sim 0.57$ and Λ_{QCD} for $N_f = 3$ is taken to be 200 MeV.

The parameters in Eq. (1) as a function of T_c and μ (baryon chemical potential) at asymptotically high densities, which were calculated from the finite temperature weak coupling gap equation in Refs. [5, 6], are

$$\bar{\alpha} = 4N(\mu/3) \ln \left(\frac{T}{T_c} \right), \quad (A3)$$

$$\beta_1 = \beta_2 = 3\kappa_T = \frac{7\zeta(3)}{8(\pi T_c)^2} N(\mu/3), \quad (A4)$$

$$N(\mu/3) = \frac{1}{2\pi^2} \left(\frac{\mu}{3} \right)^2, \quad (A5)$$

with the zeta function $\zeta(3) = 1.2020 \dots$.

-
- [1] K. Rajagopal and F. Wilczek, in *At the Frontier of Particle Physics / Handbook of QCD*, ed. M. Shifman (World Scientific, Singapore, 2001), hep-ph/0011333.
 - M.G. Alford, Ann. Rev. Nucl. Part. Sci. **51**, 131 (2001).
 - [2] D. Bailin and A. Love, Phys. Rep. **107**, 325 (1984).
 - [3] M. Iwasaki and T. Iwado, Phys. Lett. **B350**, 163 (1995).
 - [4] M. Alford, K. Rajagopal, and F. Wilczek, Phys. Lett. **B422**, 247 (1998).
 - R. Rapp, T. Schäfer, E. V. Shuryak, and M. Velkovsky, Phys. Rev. Lett. **81**, 53(1998).
 - [5] K. Iida and G. Baym, Phys. Rev. **D63**, 074018 (2001); Erratum Phys. Rev. **D66**, 059903 (2002).
 - [6] K. Iida and G. Baym, Phys. Rev. **D66**, 014015 (2002).
 - [7] K. Iida and G. Baym, Phys. Rev. **D65**, 014022 (2002).
 - [8] G. Baym, C. J. Pethick, and H. Monien, Nucl. Phys. **A498**, 313c (1989).
 - G. Baym, H. Monien, C. J. Pethick, and D. G. Ravenhall, Phys. Rev. Lett. **64**, 1867 (1990); Nucl. Phys. **A525**, 415c (1991).
 - [9] D. T. Son, Phys. Rev. **D59**, 094019 (1999).
 - [10] R. D. Pisarski and D. H. Rischke, Phys. Rev. **D61**, 074017 (2000).
 - [11] B. I. Halperin, T.C. Lubensky, and S.-k. Ma, Phys. Rev. Lett. **32**, 292 (1974).
 - [12] G. Baym and G. Grinstein, Phys. Rev. **D15**, 2897 (1977).
 - [13] See e.g. the recent paper, E. Bittner and W. Janke, Phys. Rev. Lett. **89**, 130201 (2002).
 - [14] R. D. Pisarski and D. H. Rischke, Phys. Rev. Lett. **83**, 37 (1999).
 - [15] A. J. Paterson, Nucl. Phys. **B190**, 188 (1981).
 - [16] M. G. Alford, J. Berges, and K. Rajagopal, Nucl. Phys. **B558**, 219 (1999).
 - T. Schäfer and F. Wilczek, Phys. Rev. **D60** 074014 (1999).
 - H. Abuki, Prog. Theor. Phys. **110**, 937 (2003).
 - [17] R. D. Pisarski, Phys. Rev. **C62**, 035202 (2000).
 - [18] N. Goldenfeld, *Lectures on Phase Transitions and the Renormalization Group* (Addison-Wesley, Reading, MA, 1992).
 - [19] V. L. Ginzburg, Fiz. Tverd. Tela **2**, 2031 (1960) [Sov. Phys. Solid State **2**, 1824 (1961)].
 - [20] H. Georgi, *Weak Interactions and Modern Particle Theory*, (W.A. Benjamin, Menlo Park, CA, 1984).
 - [21] W. E. Brown, J.T. Liu, and H.-c. Ren, Phys. Rev. **D62**, 054016 (2000).
 - [22] V. L. Ginzburg and L. D. Landau, Zh. Eksp. Theor. Fiz. **20**, 1064 (1950) [L.D. Landau Collected Papers (Pergamon Press, London 1965) p. 546] .
 - A.A. Abrikosov, Zh. Eksp. Teor. Fiz. **32**, 1442 (1957) [Soviet Physics JETP **5**, 1174 (1957)].
 - [23] I. Giannakis and H-c. Ren, Nucl. Phys. **B669**, 462 (2003).
 - [24] H. Abuki, T. Hatsuda and K. Itakura, Phys. Rev. **D65**, 074014 (2002).