

Energy Loss of Leading Partons in a Thermal QCD Medium

Sangyong Jeon^{†,*} and Guy D. Moore[†]

[†]*Physics Department, McGill University, 3600 University Street, Montreal, QC H3A-2T8, Canada and*

^{*}*RIKEN-BNL Research Center, Brookhaven National Laboratory, Upton, NY 11973*

We consider bremsstrahlung energy loss for hard partons traversing a quark-gluon plasma. Accounting correctly for the probabilistic nature of the energy loss, and making a leading-order accurate treatment of bremsstrahlung, we find that the suppression of the spectrum is nearly flat, with the most suppression at energies $E \sim 30T$ (T the QGP temperature), in contrast to previous literature but in agreement with experimental data. This flat pattern should also be observed at the LHC.

Introduction

In highly relativistic heavy ion collisions, production of hard p_T partons precedes most other processes, simply because the time scale of the production is short, $\tau \sim 1/p_T$. In particular, the production of hard secondary partons precedes the formation of a quark-gluon plasma (QGP). Therefore, the produced hard partons find themselves in an environment far different than the vacuum. The interaction between the parton and the environment influences the final spectrum of high p_T hadrons in a non-trivial way. In particular, if the QGP is very dense, we expect energy loss, leading to an energy dependent suppression of the high p_T spectrum, a phenomenon called “jet quenching.” The extent of jet quenching can be used to learn about the QGP [1]. Experimentally, the CERN SPS gave little evidence of jet quenching, but RHIC has seen a rather dramatic suppression of high p_T pions.

The results from RHIC experiments [2, 3, 4, 5] are surprising in many ways. At $p_T \sim 3$ GeV, we already see a substantial suppression. Furthermore, the suppression continues more or less in constant fashion up to the highest p_T measured so far (~ 10 GeV). The amount of suppression is also rather big; the ratio of high p_T events to the number expected based on proton-proton data is $R \simeq 1/5$.

Theoretically, it is well established that the main energy loss mechanism of a fast parton is the bremsstrahlung of gluons in medium. The strength of the bremsstrahlung in medium depends on a coherence effect called the Landau-Pomeranchuk-Migdal (LPM) effect. The first quantitative treatment of this effect (in QED) was by Migdal [6]; more recently it has been considered in QCD by several authors [7, 8, 9, 10].

Jet quenching through bremsstrahlung energy loss has been considered by several authors before [7, 8, 9, 11, 12, 13, 14]. The purpose of this paper is to revisit the energy loss calculation, particularly emphasizing two points. In many previous treatments, the (path length dependent) average energy loss is computed and applied to all primary partons. However, bremsstrahlung is not well described by an (path length dependent) energy loss. Bremsstrahlung energy loss is dominated by hard emissions; for any time scale up to the shower length, a parton typically has made about half its energy loss in a single emission. Therefore, if a sample of partons initially has

the same energy, then after going through some path-length of medium, the distribution of final energies is as broad as the mean energy loss. This is illustrated in Fig. 1. This is especially important when the initial energy distribution is a rapidly falling function of energy; the final distribution is dominated by the few partons which happen not to lose much energy. This has previously been emphasized by Baier *et al.* [12], who found that it significantly influences the final spectrum (see also [15]). To account for it, we directly evolve the spectrum of the partons as they undergo bremsstrahlung energy loss.

Second, most previous treatments have taken the LPM effect to be a parametrically large suppression. This is formally true whenever the parton and the emitted gluon are very energetic, $E_{\text{parton}}, E_{\text{gluon}} \gg T$. However, the LPM suppression (actual rate over Bethe-Heitler rate) is only a factor of 1/2 at $E_{\text{gluon}} = 10T$; for less energetic gluons the LPM suppression is small (and approximations which take it to be large are badly in error). When the parton spectrum is steeply falling, the most important bremsstrahlung events have $E_{\text{gluon}} \ll E_{\text{parton}}$; so at realistic parton energies one cannot take the LPM effect to be *parametrically* large. Therefore, we will use the formalism developed by Arnold, Moore and Yaffe (AMY) [16], which correctly treats the LPM effect (up to $O(g_s)$ corrections) at all energies $E_{\text{gluon}} > g_s T$.

In this short paper we will concentrate on the qualitative features of the spectrum, specifically its shape (the p_T dependence of R). The goal is to show that the trend seen in the data—that R falls slightly and levels off, but does not rise with p_T at least at accessible momenta—is the trend expected from bremsstrahlung energy loss. In previous literature it has appeared necessary to explain the data by invoking additional many body effects such as the Cronin effect and shadowing [12, 17, 18]. In particular, we predict that even at LHC, the flat suppression pattern seen in RHIC experiments should persist. Since we are only after these qualitative features, we will simplify the treatment somewhat, and consider a static thermal medium of quarks and gluons at a constant temperature $T > T_c$. To be more quantitative, we need to take into account the nuclear geometry and the expanding system. We will do so in a subsequent publication.

Brief Description of Formalism

We consider a small number of high energy partons traversing a thermalized QGP. The high energy partons are rare enough that their dominant interactions are with the thermal bath particles. We also work at leading non-trivial order in α_s . This is obviously an idealization, but it is hard to see how to do better at present.

A parton traversing the QGP undergoes a series of soft scatterings with other constituents of the medium, with leading-order cross-section

$$\sigma_{\text{soft}} = C_s g_s^2 \int \frac{d^2 \mathbf{q}_\perp}{(2\pi)^2} C(\mathbf{q}_\perp). \quad (1)$$

(The group Casimir C_s is $C_f = \frac{4}{3}$ [quarks] or $C_A = 3$ [gluons].) Here $C(\mathbf{q}_\perp)$ is the differential rate to exchange transverse (to the parton) momentum \mathbf{q}_\perp . In a hot thermal medium, its value at leading order in α_s is [19]

$$C(\mathbf{q}_\perp) = \frac{m_D^2}{\mathbf{q}_\perp^2 (\mathbf{q}_\perp^2 + m_D^2)}, \quad m_D^2 = \frac{g_s^2 T^2}{6} (2N_c + N_f). \quad (2)$$

These frequent soft scatterings can induce collinear splitting (bremsstrahlung) of the parton. The time scale over which the parton and bremsstrahlung gluon overlap, in the absence of other scatterings, is $\tau \sim \frac{x p}{\mathbf{p}_\perp^2} \sim \frac{x p}{g_s^2 T^2}$, with x the momentum fraction of the gluon and p_\perp the momentum component of the gluon perpendicular to the original parton. When $\sigma_{\text{soft}} \tau$ is large, additional collisions typically occur while the parton and gluon are still coherent; this can frustrate the original emission.

This problem has been treated in the QCD context by BDMPS [8] and by Zakharov [10]. AMY have re-analyzed it with almost the same conclusions [16]; we outline the physics and summarize their results. The probability of emission of a gluon of momentum k is schematically

$$\int dk_\perp \left| \langle p-k; k | \int_t J_\mu^a G_{\text{hard}}^{\mu a}(t) | p \rangle \right|^2, \quad (3)$$

with the effects of soft collisions implicitly included in the time evolution. The time for the $J \cdot G$ insertion in the amplitude and its conjugate differ; to get the emission rate we must integrate over the difference of these times,

$$\frac{d\Gamma}{dkdt} \sim \int dt' \langle p | J_\mu^a G_a^\mu(t') | p-k; k \rangle \langle p-k; k | J_\nu^b G_b^\nu(0) | p \rangle. \quad (4)$$

The problem is then to evolve $|p-k; k\rangle\langle p|$ between time 0 and time t' . Its evolution equation is similar to a Boltzmann equation, but with an extra phase accumulating term because the states $|p\rangle$ and $|p-k; k\rangle$ have different energies. Performing the time integration (taking the medium to be uniform on the scale of the formation time), the complete expression for the bremsstrahlung rate turns out to be,

$$\frac{d\Gamma(p, k)}{dkdt} = \frac{C_s g_s^2}{16\pi p^7} \frac{1}{1 \pm e^{-k/T}} \frac{1}{1 \pm e^{-(p-k)/T}} \times$$

$$\times \left\{ \begin{array}{ll} \frac{1+(1-x)^2}{x^3(1-x)^2} & q \rightarrow qg \\ N_f \frac{x^2+(1-x)^2}{x^2(1-x)^2} & g \rightarrow qq \\ \frac{1+x^4+(1-x)^4}{x^3(1-x)^3} & g \rightarrow gg \end{array} \right\} \times \int \frac{d^2 \mathbf{h}}{(2\pi)^2} 2\mathbf{h} \cdot \text{Re } \mathbf{F}(\mathbf{h}, p, k), \quad (5)$$

where $x \equiv k/p$ is the momentum fraction in the gluon (or either quark, for the case $g \rightarrow qq$). The factors $1/(1 \pm e^{-k/T})$ are Bose stimulation or Pauli blocking factors for the final states, with $-$ for bosons and $+$ for fermions. $\mathbf{h} \equiv \mathbf{p} \times \mathbf{k}$ is the invariant describing the non-collinearity of the final states; \mathbf{h} lives in a two dimensional transverse space. $\mathbf{F}(\mathbf{h}, p, k)$ is the solution of an integral equation describing how $|p-k; k\rangle\langle p|$ evolves with time, due to collisions and the energy difference of the two states;

$$2\mathbf{h} = i\delta E(\mathbf{h}, p, k) \mathbf{F}(\mathbf{h}) + g^2 \int \frac{d^2 \mathbf{q}_\perp}{(2\pi)^2} C(\mathbf{q}_\perp) \times \left\{ (C_s - C_A/2) [\mathbf{F}(\mathbf{h}) - \mathbf{F}(\mathbf{h}-k \mathbf{q}_\perp)] \right. \\ \left. + (C_A/2) [\mathbf{F}(\mathbf{h}) - \mathbf{F}(\mathbf{h}+p \mathbf{q}_\perp)] \right. \\ \left. + (C_A/2) [\mathbf{F}(\mathbf{h}) - \mathbf{F}(\mathbf{h}-(p-k) \mathbf{q}_\perp)] \right\}, \quad (6)$$

$$\delta E(\mathbf{h}, p, k) = \frac{\mathbf{h}^2}{2pk(p-k)} + \frac{m_k^2}{2k} + \frac{m_{p-k}^2}{2(p-k)} - \frac{m_p^2}{2p}. \quad (7)$$

Here m^2 are the medium induced thermal masses, equal to $m_D^2/2$ for a gluon and $C_f g_s^2 T^2/4 = g_s^2 T^2/3$ for a quark. For the case of $g \rightarrow qq$, the $(C_s - C_A/2)$ term is the one with $\mathbf{F}(\mathbf{h} - p \mathbf{q}_\perp)$ rather than $\mathbf{F}(\mathbf{h} - k \mathbf{q}_\perp)$.

The treatment of BDMPS is the same, except that it uses $(q^2 + m_D^2)^2$ in the denominator of Eq. (2), and drops the mass terms in Eq. (7). These errors are not numerically significant. They also typically solve Eq. (6) in a large h approximation, valid for large $p/T, k/T$ but unreliable for $k \leq 10T$.

Next, we use these expressions to evolve the hard gluon distribution $P_g(p, t=0)$ and the hard quark plus antiquark distribution $P_q(p, t=0)$ with time, as they traverse the medium. The joint equations for P_q and P_g are

$$\frac{dP_q(p)}{dt} = \int_k P_q(p+k) \frac{d\Gamma_{gg}^q(p+k, k)}{dkdt} - P_q(p) \frac{d\Gamma_{gg}^q(p, k)}{dkdt} \\ + 2P_g(p+k) \frac{d\Gamma_{qq}^g(p+k, k)}{dkdt}, \\ \frac{dP_g(p)}{dt} = \int_k P_q(p+k) \frac{d\Gamma_{gg}^q(p+k, p)}{dkdt} + P_g(p+k) \frac{d\Gamma_{gg}^g(p+k, k)}{dkdt} \\ - P_g(p) \left(\frac{d\Gamma_{qq}^g(p, k)}{dkdt} + \frac{d\Gamma_{gg}^g(p, k)}{dkdt} \Theta(2k-p) \right), \quad (8)$$

where the k integrals run from $-\infty$ to ∞ . The integration range with $k < 0$ represents absorption of thermal gluons from the QGP; the range with $k > p$ represents annihilation against an antiquark from the QGP, of energy $(k-p)$. In writing Eq. (8), we used $d\Gamma_{gg}^g(p, k) = d\Gamma_{gg}^g(p, p-k)$ and similarly for $g \rightarrow qq$; the Θ function in the loss term for

$g \rightarrow gg$ prevents double counting of final states. Since bremsstrahlung energy loss involves only small $O(g_s T/p)$ changes to the directions of particles, these equations can be used for the momentum distributions in any particular direction. For a single initial hard particle, they can be viewed as Fokker-Planck equations for the evolution of the probability distribution of the particle energy and of accompanying gluons.

Numerical Evaluations

We evaluate Eq. (5) by the impact parameter space method of [20], on a grid of points p, k ; Eq. (8) is then solved on this momentum space grid by a second order Runge-Kutta algorithm. The errors are quadratic in the momentum discretization provided proper care is taken with the small k behavior of $d\Gamma/dkdt$. Discretization errors are under control and numerical costs are modest.

To have a realistic p_T spectrum for both peripheral and central collisions, we need a realistic initial p_T spectrum. Here we will use a parameterization taken from Ref. [13],

$$\left. \frac{dN}{d^2p_T} \right|_{\text{init}} \approx \frac{C}{(p_0^2 + p_T^2)^5}, \quad (9)$$

as the initial p_T spectrum of hard partons. Ref. [13] fitted this to $\sqrt{s} = 200$ GeV $p\bar{p}$ data, and obtained $p_0 \sim 1.75$ GeV (consistent with the initial spectrum in Ref.[12]).

Results and Discussion

Consider first the evolution of a sample of quarks, all of momentum p at $t = 0$. Since bremsstrahlung is a statistical process, the range of momenta broadens and the mean value falls. We show such an evolution in Fig. 1. The unit time step in the figure was $16/g^4T$, which is $\simeq 1/T$ for $\alpha_s = 1/3$. The figure shows clearly that the momentum distribution broadens as fast as the mean value falls. For comparison, we also plotted the particle energy we would obtain if we took the energy loss process to be a steady dE/dt energy loss, determined by

$$\text{Energy loss approx.: } \frac{dE}{dt} = \int dk \frac{d\Gamma_{qg}^q(p, k)}{dkdt}, \quad (10)$$

in which case all the particles would have the same energy at any given time. We see that this is a bad description of the real energy distribution.

In Fig.2, we show the ratio of the final and the initial quark spectrum calculated in two ways. The solid and dashed curves are the result of directly solving Eq.(8), and the dotted and dash-dot curves are obtained by evolving particle energies according to Eq. (10). As the quarks move with almost the speed of light, we need not distinguish the time and the length. With the plasma temperature of about 0.4 GeV, the energy range shown corresponds to about 6 GeV to 20 GeV, with a time range of 0.5 fm to 1.5 fm.

From Fig.2, it is obvious that the dE/dt method is not a good approximation. When particles with a steeply falling energy spectrum lose energy, the final spectrum

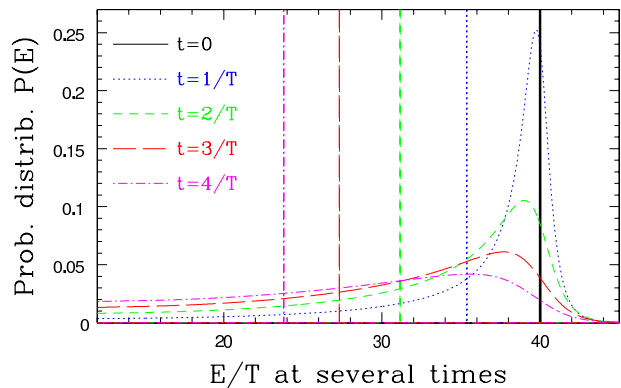


FIG. 1: Time evolution of an initially monoenergetic ensemble of quarks. For comparison, vertical bars show the energy of the quarks if we take the energy loss to be a steady process, determined by Eq. (10).

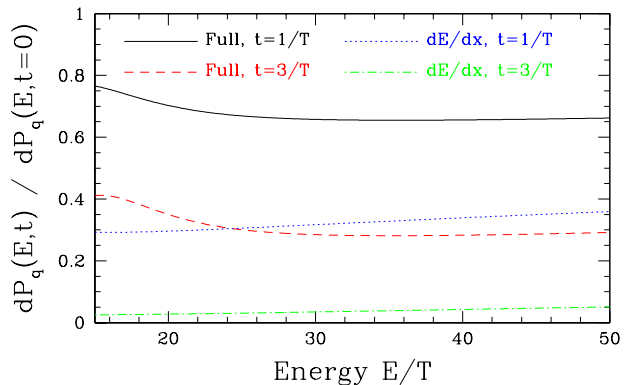


FIG. 2: The ratios of the final and the initial momentum spectra for quarks. The black and red (solid) curves are calculated by solving Eq.(8) directly. The blue and green (dashed) curves are calculated by first calculating dE/dt .

is typically dominated by those few particles which happened not to lose much energy. To give an extreme example, consider a spectrum falling as p^{-10} , and compare the effect of two energy loss mechanisms. In the first, half the particles lose all their energy and half are unaffected; in the second, all particles lose exactly half their energy. In the former case, the spectrum is reduced by a factor of 1/2; in the latter case, it is reduced by $(1/2)^{10} \sim 1/1000$. Yet the mean energy loss of the two hypothetical processes is the same. The real case is somewhere in between. Almost all particles lose energy, but a few particles happen to suffer fairly small energy loss, while others suffer large energy loss. This causes less suppression of the spectrum than if the energy loss process were uniform.

This effect becomes more important as the spectrum of initial particle energies becomes steeper. We illustrate this in Fig.3, which shows the ratio $P_q(E, t =$

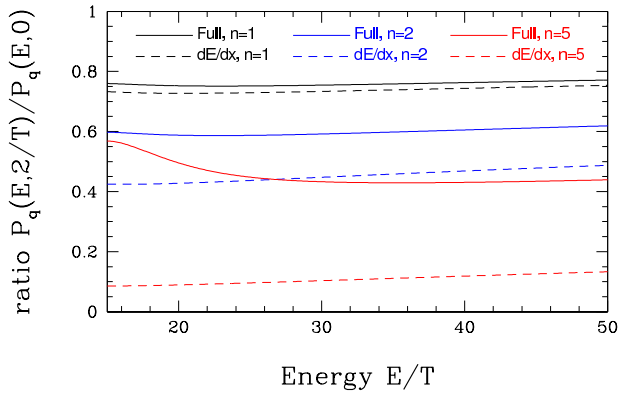


FIG. 3: The ratios of the final and the initial momentum spectra for quarks. The solid curves are calculated by solving Eq.(8) directly. The dashed curves are calculated by first calculating dE/dt . The evolution time is $2/T$. The integer n corresponds to having initial spectrum $f_0 \propto 1/(p_0^2 + p^2)^n$.

$2/T)/P_q(E, t = 0)$ for initial distributions of the form $C/(p_0^2 + p^2)^n$. For small values of n , the dE/dt method is not that bad. However, as n grows, the result of the dE/dt calculation deviates more and more from the correct one.

Also note that the energy dependence of the suppression factor is different from the dE/dt prediction; at $p/T \sim 15$ the suppression is actually becoming larger as p increases, though eventually this behavior turns over. This p dependence is similar to what is observed experimentally in the ratio plot of AA and pp high p_T spectra. As noticed before[18, 21] the previous LPM effect calculations seem to be incompatible with the current RHIC data essentially because these calculations show rising ratios while the data shows a flat or slightly decreasing ratio. What we show here is that this discrepancy does not mean that the basic energy loss mechanism (LPM suppressed bremsstrahlung) is wrong. Instead, the failure of most previous approximations is largely due to making the dE/dt approximation. Part of the explanation also lies in the treatment of bremsstrahlung made here, in which the LPM effect is not taken as parametrically

large, and absorption as well as radiation is allowed.

Conclusion

In this work, we have demonstrated that LPM suppressed bremsstrahlung can in fact explain the qualitative features of the high p_T experimental data. This is in contrast to previous findings. This is because of two features of our treatment. First, we determine the distribution of final energies an energetic parton can end up with, rather than using the mean. This is important when the initial spectrum is steeply falling. Second, we do not assume that the LPM effect is *parametrically* large from the beginning, but use a treatment which handles the transition between Bethe-Heitler and LPM correctly. Since this transition occurs at emitted gluon energies $\sim 10T$, such a treatment is necessary. We find that the ratio R of the data to the pp based expectations at first falls with energy, reaches a minimum around $30T$, and then rises slowly thereafter.

We have checked that R approaches 1 at very large p_T . However, this happens at p_T of a few hundred T . With a reasonable estimate of $T = 0.5$ GeV, this indicates that even at $p_T = 25$ GeV, the suppression pattern at LHC will be nearly flat. This is in contrast to the previous finding of Gyulassy and Vitev [17], who claim that the Cronin effect and nuclear shadowing are essential in describing the flat R from RHIC, but that these effects are small at the LHC, which will therefore observe rising R at large p_T .

To turn our observations into a quantitative prediction for the p_T spectrum will require a proper inclusion of the nuclear geometry and of the expansion and cooling of the QGP medium. We plan to address these issues in a future publication.

The authors thank C. Gale and R. Venugopalan for their comments and suggestions. S.J. and G.M. are supported in part by Natural Sciences and Engineering Research Council of Canada and by le Fonds Nature et Technologies of Québec. S.J. thanks RIKEN-BNL Center and the U.S. Department of Energy [DE-AC02-98CH10886] for providing facilities essential for the completion of this work.

-
- [1] For instance, see M. Gyulassy, I. Vitev, X. N. Wang and B. W. Zhang, nucl-th/0302077 and references therein.
 - [2] J. Adams *et al.* [STAR Collab.], nucl-ex/0306024.
 - [3] S. S. Adler *et al.* [PHENIX Collab.], nucl-ex/0304022.
 - [4] B. B. Back *et al.* [PHOBOS Collab.], nucl-ex/0302015.
 - [5] I. Arsene [BRAHMS Collab.], nucl-ex/0307003.
 - [6] A. B. Migdal, Phys. Rev. **103**, 1811 (1956).
 - [7] M. Gyulassy and X. Wang, Nucl. Phys. B **420**, 583 (1994).
 - [8] R. Baier, *et al.*, Nucl. Phys. B **483**, 291 (1997).
 - [9] R. Baier, *et al.*, Nucl. Phys. B **531**, 403 (1998).
 - [10] B. G. Zakharov, JETP Lett. **63**, 952 (1996).
 - [11] M. Gyulassy, P. Levai and I. Vitev, Nucl. Phys. B **594**, 371 (2001); Phys. Rev. Lett. **85**, 5535 (2000).
 - [12] R. Baier, *et al.*, JHEP **0109**, 033 (2001).
 - [13] E. Wang and X. N. Wang, Phys. Rev. C **64**, 034901 (2001); Phys. Rev. Lett. **87**, 142301 (2001).
 - [14] S. Jeon, J. Jalilian-Marian and I. Sarcevic, Nucl. Phys. A **723**, 467 (2003) [hep-ph/0207120]; Phys. Lett. B **562**, 45 (2003).
 - [15] M. Gyulassy, P. Levai and I. Vitev, Phys. Lett. B **538**, 282 (2002).
 - [16] P. Arnold, G. D. Moore and L. G. Yaffe, JHEP **0111**, 057 (2001) JHEP **0206**, 030 (2002) JHEP **0301**, 030 (2003).

- [17] I. Vitev and M. Gyulassy, Phys. Rev. Lett. **89**, 252301 (2002).
- [18] B. Muller, Phys. Rev. C **67**, 061901 (2003).
- [19] P. Aurenche, F. Gelis and H. Zaraket, JHEP **0205**, 043 (2002).
- [20] P. Aurenche, *et. al.*, JHEP **0212**, 006 (2002).
- [21] D. D'Enterria [PHENIX Collab.], nucl-ex/0306001.