

# Effects of sterile neutrinos on the ultrahigh-energy cosmic neutrino flux

P. Keränen<sup>1</sup>

*Nordita, Copenhagen, Denmark*

J. Maalampi<sup>2</sup>

*Department of Physics, University of Jyväskylä, Finland and Helsinki Institute of Physics,  
Helsinki, Finland*

M. Myyryläinen<sup>3</sup> and J. Riittinen<sup>4</sup>

*Department of Physics, University of Jyväskylä, Finland*

## Abstract

We investigate the effect of sterile neutrinos that are nearly degenerate with active neutrinos ( $10^{-16}\text{eV}^2 \lesssim \delta m^2 \lesssim 10^{-11}\text{eV}^2$ ) on the flux of ultrahigh-energy cosmic ray neutrinos at earth. We show that sterile neutrinos may change the ratio of the electron and muon neutrino flux by -40% to 70% in comparison with the ratio in the absence of active-sterile mixing.

---

<sup>1</sup>keranen@nordita.dk

<sup>2</sup>jukka.maalampi@phys.jyu.fi

<sup>3</sup>minja.myyrylainen@phys.jyu.fi

<sup>4</sup>janne.riittinen@phys.jyu.fi

# 1 Introduction

Neutrino telescopes will measure the relative fluxes of ultrahigh-energy neutrinos  $\nu_e$ ,  $\nu_\mu$ ,  $\nu_\tau$  created in distant astrophysical objects like active galactic nuclei (AGN) and gamma ray bursts (GRB). The fluxes measured at earth are in general expected to differ from the initial fluxes at source due to the oscillations of neutrinos during their flight [1]. A general assumption is that the initial flux at source has the composition as  $\Phi_e^0 : \Phi_\mu^0 : \Phi_\tau^0 = 1 : 2 : 0$  (making no distinction between neutrinos and antineutrinos) since neutrinos are thought to be produced in the pion decays  $\pi \rightarrow \mu + \nu_\mu$  and in the subsequent muon decays  $\mu \rightarrow e + \nu_e + \nu_\mu$ . The measurement of the flavour composition of ultrahigh-energy neutrinos in terrestrial detectors will thus provide us with information about the neutrino mixings [2], [3]. In particular, if the atmospheric neutrino mixing is maximal, as the data suggest, the observed ratio is expected to be approximately  $\Phi_e : \Phi_\mu : \Phi_\tau = 1 : 1 : 1$  irrespective to the value of the solar mixing angle [2], [3]. (For recent work on the subject, see e.g. [4], [5].)

A sterile neutrino, if mixing with active neutrinos, might have large effects on the fluxes of ultrahigh-energy neutrinos, easily detectable in the future neutrino telescopes [2]. The existing data on solar and atmospheric neutrinos combined with the recent results of the KamLAND reactor experiment [6] clearly rule out active-sterile mixing as a dominant mixing mode of neutrinos [8]. Nevertheless, substantial sterile components in the neutrino flavour states are still allowed [9], [10]. The original motivation for adding a sterile neutrino to the standard three-active-neutrinos scheme was the observation of the LSND experiment of the  $\bar{\nu}_\mu \rightarrow \bar{\nu}_e$  oscillations at  $3.3\sigma$  level with a mass-squared difference  $\Delta m_{LSND}^2 \gtrsim 0.1 \text{ eV}^2$  [11]. To make this result consistent with the observed solar and atmospheric neutrino oscillations, which have mass-squared differences  $\Delta m_{sol}^2 \sim 10^{-5} \text{ eV}^2$  and  $\Delta m_{atm}^2 \sim 10^{-3} \text{ eV}^2$ , respectively, the three active neutrinos are not enough but one needs a fourth neutrino species. The LSND result still waits for confirmation of other experiments, e.g. the MiniBOONE. On the other hand, the recent precise determination of various cosmological parameters, in particular the baryon to photon ratio and the neutrino contribution to the critical density of the universe, by the WMAP [12], 2dFGRS [13], CBI [14], and ACBAR [15] experiments, puts strong constraints on the number of relativistic particle species present at Big Bang Nucleosynthesis and on the amount that neutrinos contribute to the critical density of the universe. A population of sterile neutrinos in the early universe, created and maintained by oscillations, would contradict these constraints unless the active-sterile mixing and/or the relevant mass-squared differences are sufficiently small [27]. Whether there already exists a conflict with the LSND oscillation result

is still in dispute [16], [17].

In this paper we shall study the effects of active-sterile neutrino mixing on the fluxes of ultra-high energy neutrinos on their arrival at earth. It should be emphasized that irrespective of the fact that sterile neutrinos are possibly playing just a marginal role in the solar and atmospheric neutrino oscillation phenomena and of whether the LSND result is verified or not, sterile neutrinos may well exist in such regions of the  $(\sin^2 2\theta, \delta m^2)$  parameter space that are not probed in these experiments at all. As long as the mass-squared differences are in the range  $\delta m^2 \gtrsim 10^{-16} \text{ eV}^2$ , active-sterile neutrino mixings can have measurable effects on the UHECR neutrino fluxes. On the other hand, if the mass-squared difference is smaller than about  $10^{-11} \text{ eV}^2$ , the smallest difference one can probe with solar neutrinos, the active-sterile mixing would have remained unnoticed in all existing experiments. The UHECR neutrinos offer a way to probe neutrino oscillations in the mass-squared range  $10^{-16} \text{ eV}^2 \lesssim \delta m^2 \lesssim 10^{-11} \text{ eV}^2$  which may be hard to detect by any other means. Our objective is to study the effects of oscillations in this range.

## 2 The influence of neutrino oscillations on neutrino fluxes

In three flavour framework the flavour fields  $\nu_e, \nu_\mu$ , and  $\nu_\tau$  and the mass eigenfields  $\hat{\nu}_1, \hat{\nu}_2$  and  $\hat{\nu}_3$  are related by a  $3 \times 3$  mixing matrix  $U$  as

$$\begin{pmatrix} \nu_e \\ \nu_\mu \\ \nu_\tau \end{pmatrix} = U \begin{pmatrix} \hat{\nu}_1 \\ \hat{\nu}_2 \\ \hat{\nu}_3 \end{pmatrix}, \quad (1)$$

where

$$U = \begin{pmatrix} U_{e1} & U_{e2} & U_{e3} \\ U_{\mu 1} & U_{\mu 2} & U_{\mu 3} \\ U_{\tau 1} & U_{\tau 2} & U_{\tau 3} \end{pmatrix} = \begin{pmatrix} c_{12}c_{13} & s_{12}c_{13} & s_{13} \\ -s_{12}c_{23} - c_{12}s_{23}s_{13} & c_{12}c_{23} - s_{12}s_{23}s_{13} & s_{23}c_{13} \\ s_{12}s_{23} - c_{12}c_{23}s_{13} & -c_{12}s_{23} - s_{12}c_{23}s_{13} & c_{23}c_{13} \end{pmatrix}, \quad (2)$$

and, neglecting the possible CP violation,  $c_{jk} = \cos \theta_{jk}$  and  $s_{jk} = \sin \theta_{jk}$ . The solar neutrino data together with the recent KamLAND reactor data [6] single out the so-called large mixing angle solution, with mixing angle  $\theta_{12}$  bounded into the range  $0.49 < \theta_{12} < 0.67$  [7]. On the other hand, observations of atmospheric neutrinos are consistent with maximal mixing of the mass eigenfields  $\nu_2$  and  $\nu_3$ , allowing for a mixing between them in the range  $0.63 < \theta_{23} < 0.94$  [18]. The third mixing angle,  $\theta_{13}$ , is bounded to small values,  $0 \leq \theta_{13} \leq 0.1$ , by the non-observation of oscillations in CHOOZ [19] and Palo Verde [20] experiments. A one-parameter

matrix that is consistent with these limits is

$$\begin{pmatrix} c_{12} & s_{12} & 0 \\ -s_{12}/\sqrt{2} & c_{12}/\sqrt{2} & 1/\sqrt{2} \\ s_{12}/\sqrt{2} & -c_{12}/\sqrt{2} & 1/\sqrt{2} \end{pmatrix}, \quad (3)$$

which corresponds to  $\sin \theta_{13} = 0$  and maximal atmospheric mixing  $\sin 2\theta_{23} = 1$ .

The observed flux of the neutrino flavour  $\nu_l$  at earth,  $\Phi_l$ , is given by

$$\Phi_l = \sum_{l'} P_{ll'} \cdot \Phi_{l'}^0, \quad (4)$$

where  $P_{ll'}$  is the probability of the transition  $\nu_{l'} \rightarrow \nu_l$ ,

$$P_{ll'} = \delta_{ll'} - \sum_{i \neq j} U_{li}^* U_{li} U_{l'j} U_{l'j}^* (1 - e^{-i(m_j^2 - m_i^2)L/2E}) \quad (5)$$

and  $\Phi_l^0$  is the flux at source. For UHECR neutrinos the distance of flight  $L$  and energy  $E$  vary so that  $P_{ll'}$  averages to

$$P_{ll'} = \sum_i |U_{li}|^2 |U_{l'i}|^2. \quad (6)$$

If the mixing happens according to the matrix (3), the flux ratio at the earth is  $\Phi_e : \Phi_\mu : \Phi_\tau = 1 : 1 : 1$  irrespective of the value of the solar mixing angle  $\theta_{12}$ . When the values of the mixing angles  $\theta_{13}$  and  $\theta_{23}$  vary in the range allowed by experimental data, this ratio may have values within the gray boomerang-shaped area of Fig. 1 (see below). From observational point of view the fluxes  $\Phi_e$  and  $\Phi_\mu$  are more interesting than the flux of the tau neutrino as they can be determined much more precisely than  $\Phi_\tau$ . The present oscillation data allows their ratio to vary in the range  $0.75 \lesssim \Phi_e : \Phi_\mu \lesssim 1.17$ , where the lower end corresponds to  $\theta_{23} = 54^\circ$  and the upper end to  $\theta_{23} = 36^\circ$ , which are the largest and smallest value of the mixing angle  $\theta_{23}$  that experiments allow.

### 3 Effects of sterile neutrinos

We shall now consider the situation where there exists a sterile neutrino (neutrinos) that mixes with active neutrinos so that the ensuing new mass eigenstate is nearly degenerate with another mass state. As mentioned earlier, if the mass-squared difference  $\delta m^2$  of the two states is in the range  $10^{-16} \text{ eV}^2 \lesssim \delta m^2 \lesssim 10^{-11} \text{ eV}^2$ , the existence of the sterile flavour had escaped detection in the oscillation experiments performed so far, but they could, at least in principle, have

measurable effects on the fluxes of the UHECR neutrinos. We will now study how large these effects could be.

Let us first assume that there exists just one sterile neutrino  $\nu_s$ , which mixes with the superposition of the active states that constitutes the mass eigenstate  $\hat{\nu}_3$ . Let us denote the mass eigenstates in this four-flavour scheme as follows:

$$\begin{aligned}\nu_1 &= \hat{\nu}_1 \\ \nu_2 &= \hat{\nu}_2 \\ \nu_3 &= \cos \varphi \hat{\nu}_3 - \sin \varphi \nu_s \\ \nu_4 &= \sin \varphi \hat{\nu}_3 + \cos \varphi \nu_s.\end{aligned}\tag{7}$$

We assume that the mass difference of the states  $\nu_3$  and  $\nu_4$  is so small that in the processes, like particle decays, which are measured in laboratory experiments, these two states are not distinguished but appear as a single state with couplings equal to those of the state  $\hat{\nu}_3$ . If  $|\delta m_{34}^2| = |m_4^2 - m_3^2| \lesssim 10^{-11} \text{ eV}^2$ , the existence of the fourth state had not been revealed in neutrino oscillation experiments performed so far. In this range of the mass-squared difference there is no limitations for the value of the mixing angle  $\varphi$  from the existing data.

The neutrino mixing matrix is in this case given by

$$U^{(4)} = \begin{pmatrix} U_{e1} & U_{e2} & \cos \varphi U_{e3} & \sin \varphi U_{e3} \\ U_{\mu 1} & U_{\mu 2} & \cos \varphi U_{\mu 3} & \sin \varphi U_{\mu 3} \\ U_{\tau 1} & U_{\tau 2} & \cos \varphi U_{\tau 3} & \sin \varphi U_{\tau 3} \\ 0 & 0 & -\sin \varphi & \cos \varphi \end{pmatrix},\tag{8}$$

where  $U_{li}$  are elements of the  $3 \times 3$  matrix (2). This active-sterile mixing suppresses the transition probability  $P_{ll'}$  according to

$$P_{ll'} = |U_{l1}|^2 |U_{l'1}|^2 + |U_{l2}|^2 |U_{l'2}|^2 + S_3 \cdot |U_{l3}|^2 |U_{l'3}|^2,\tag{9}$$

where  $l, l' = e, \mu, \tau$  and we have denoted  $S_3 = \cos^4 \varphi + \sin^4 \varphi$ .

The suppression factor has a value within  $\frac{1}{2} \leq S_3 \leq 1$  depending on the value of the mixing angle  $\varphi$ . This generalizes straightforwardly to the case where all three mass states are accompanied, as a result of active-sterile neutrino mixing, by a nearly degenerate new mass state. In this case the transition probability is given by

$$P_{ll'} = S_1 \cdot |U_{l1}|^2 |U_{l'1}|^2 + S_2 \cdot |U_{l2}|^2 |U_{l'2}|^2 + S_3 \cdot |U_{l3}|^2 |U_{l'3}|^2,\tag{10}$$

where

$$S_i = \cos^4 \varphi_i + \sin^4 \varphi_i \quad (11)$$

( $i = 1, 2, 3$ ) and  $\varphi_i$  is the mixing angle between the mass state  $\nu_i$  and the accompanying sterile state  $\nu_{si}$ . In general the factors  $S_i$  varies in the range  $\frac{1}{2} \leq S_i \leq 1$  independently of each other.

Obviously, this is not the most general mixing scheme between three active and three sterile neutrinos. In general the mixing of six flavours depends on 15 rotation angles while we describe the mixing in terms of just six angles ( $\theta_{ij}, \varphi_i$ ;  $i, j = 1, 2, 3$ ). Nevertheless, we consider this as an interesting special case, and we also believe that it provides us with a generic picture of the effects of active-sterile mixings on the UHECR neutrino fluxes, at least as far as the size of the effect is concerned.

A theoretically relevant question is how to achieve a high degeneracy between the active and sterile states at the same time with a large mixing. In the simplest scheme there are two mass scales involved, one ( $m$ ) that gives the absolute mass scale and another ( $\mu \sim \sqrt{\delta m^2}$ ) that determines the mixing. The mixing angle in such a case would obey  $\varphi \sim \mu/m$ , and it is small except in the case where the absolute mass scale and the mass difference are of the same order of magnitude. Without pursuing the issue further and considering more sophisticated mixing schemes we just note that in this simple picture only the lightest of the three standard neutrino mass states could have a sterile partner with  $\delta m^2 \lesssim 10^{-11} \text{ eV}^2$  as the overall scale of the neutrino mass spectrum, in contrast with the mass differences, is not fixed by the present experimental data leaving the mass of the lightest neutrino free.

## 4 Results

Let us now look at the effect of the active-sterile mixing on the fluxes of the active neutrinos measured in terrestrial detectors. The ternary plot of Fig. 1 presents the relative fluxes  $F_l$  ( $l = e, \mu, \tau$ ) of the active neutrinos  $\nu_e, \nu_\mu, \nu_\tau$  at earth, where

$$F_l = \frac{\Phi_l}{\Phi_e + \Phi_\mu + \Phi_\tau}. \quad (12)$$

It is assumed in this plot that the initial fluxes of different flavours at source are given by the standard ratio  $\Phi_e^0 : \Phi_\mu^0 : \Phi_\tau^0 = 1 : 2 : 0$ . The gray area corresponds to the situation where all the sterile neutrinos decouple, i.e.  $\varphi_i = 0$  for all  $i = 1, 2, 3$  (or the degeneracies are such that  $\delta m^2 \lesssim 10^{-16} \text{ eV}^2$ ), and the mixing angles  $\theta_{ij}$  of the  $3 \times 3$  mixing matrix are varied in their phenomenologically allowed ranges ( $0.49 < \theta_{12} < 0.67$ ,  $0.63 < \theta_{23} < 0.94$  and  $0 \leq \theta_{13} \leq 0.1$ ).

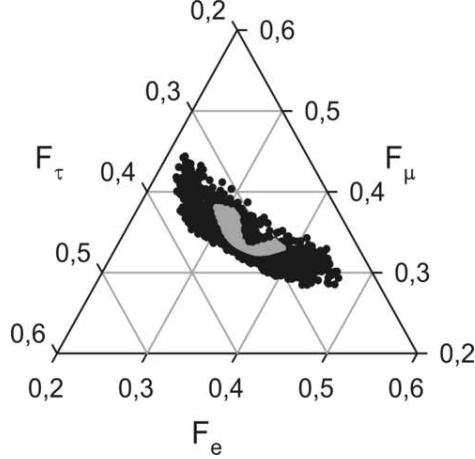


Figure 1: Relative fluxes of the UHECR neutrinos at earth. The gray area corresponds to the situation with no sterile mixing and the standard mixing angles  $\theta_{ij}$  varying within the experimentally allowed ranges. The black area, in part behind the gray area, corresponds to the situation with three sterile neutrinos with arbitrary mixing angles  $\varphi_i$ .

(We shall call this the SM case.) The black area is obtained by allowing the active-sterile mixing angles  $\varphi_i$  vary freely (the sterile-mixing case).

The phenomenologically most interesting is the flux ratio of the electron and muon neutrinos,

$$R_{e\mu} \equiv \frac{\Phi_e}{\Phi_\mu}, \quad (13)$$

which one expects to be measured much more accurately than the ratios involving the flux of tau neutrinos. In the SM case this ratio varies in the range

$$0.75 \lesssim (R_{e\mu})_{\text{SM}} \lesssim 1.17, \quad (14)$$

for the present accuracy of the mixing angles  $\theta_{ij}$ . In the sterile-mixing case one has

$$0.47 \lesssim (R_{e\mu})_{\text{sterile}} \lesssim 1.62. \quad (15)$$

The relative deviation of the ratio  $R_{e\mu}$  from its SM value, caused by the sterile mixing, varies approximately in the range

$$-40\% \lesssim \frac{(R_{e\mu})_{\text{sterile}} - (R_{e\mu})_{\text{SM}}}{(R_{e\mu})_{\text{SM}}} \lesssim 70\%. \quad (16)$$

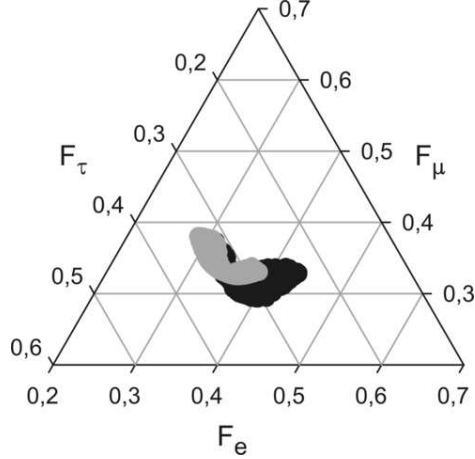


Figure 2: Relative fluxes of the UHECR neutrinos at earth. The gray area corresponds to the situation with no sterile mixing and the standard mixing angles  $\theta_{ij}$  varying within the experimentally allowed ranges. The black area corresponds to the situation with one sterile neutrino with arbitrary mixing with the heaviest neutrino.

The largest positive deviation is achieved when the sterile mixing angle  $\varphi_1$  is very small and the other two  $\varphi_2$  and  $\varphi_3$  are nearly maximal (a representative set of values being  $\varphi_1 = 3^\circ$ ,  $\varphi_2 = 37^\circ$ ,  $\varphi_3 = 44^\circ$ ), while the largest negative deviation is obtained when  $\varphi_1$  and  $\varphi_2$  are nearly maximal and  $\varphi_3$  is very small ( $\varphi_1 = 43^\circ$ ,  $\varphi_2 = 45^\circ$ ,  $\varphi_3 = 0.02^\circ$ ). In the former limit the flux ratios are approximatively  $\Phi_e : \Phi_\mu : \Phi_\tau = 0.4 : 0.3 : 0.3$ , in the latter limit  $\Phi_e : \Phi_\mu : \Phi_\tau = 0.2 : 0.5 : 0.3$ . The effect of the active-sterile mixing to the relative fluxes can thus be quite large and easily detectable in the future neutrino telescope experiments.

Let us consider the situation of just one sterile neutrino mixing with active neutrinos with the other two sterile neutrinos decoupling. Such a situation is described by the mixing matrix (8), where  $\varphi_1 = \varphi_2 = 0$ . In Fig. 2 we present a ternary plot corresponding to this situation. To see how the deviation from the SM case depends on the active-sterile mixing angle, we have plotted in Fig. 3 the maximum and minimum values of the ratio  $R_{e\mu}$  as a function of  $\varphi_3$  when the rotation angles of the  $3 \times 3$  mixing matrix vary in their experimentally allowed ranges. As can be seen from this figure, the SM result and the sterile mixing result do not overlap when the active-sterile mixing is close to maximal. The flux of electron neutrinos increases in comparison with muon neutrinos with increasing  $\phi_3$ . At the same time the relative flux of tau neutrinos remains nearly unchanged.

In the near future there will be many new experiments (KamLAND, Soudan, Gran Sasso)



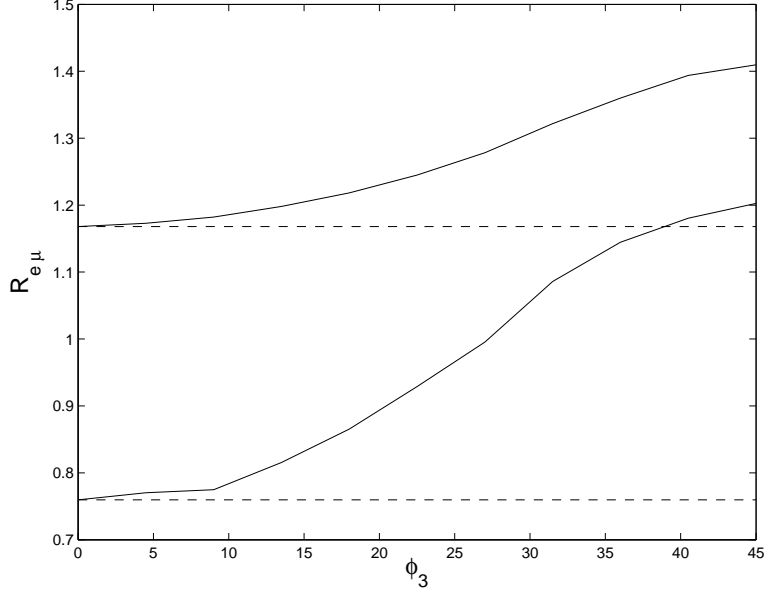


Figure 3: The ratio of the fluxes of electron and muon neutrinos as a function of the sterile mixing angle  $\varphi_3$ . The area between the solid lines corresponds to the experimental uncertainty of the standard mixing angles  $\theta_{ij}$ . The dashed lines indicate the situation in the case of no sterile mixing.

that will improve our knowledge of the values of the mixing angles  $\theta_{ij}$ . Let us explore how this would affect the sensitivity of UHECR neutrino measurements in probing the sterile mixing. We follow [4] and anticipate the following ranges for the mixing angles:  $0.54 < \theta_{12} < 0.63$ ,  $\frac{\pi}{4} \times 0.9 < \theta_{23} < \frac{\pi}{4} \times 1.1$  and  $0 < \theta_{13} < 0.1$ . The relative fluxes of neutrino flavours at earth in this case are presented in Fig. 4, where the gray area corresponds to the situation with no active-sterile oscillations. The ratio of the electron neutrino and muon neutrino fluxes varies in the absence of sterile mixing in the range  $0.88 \lesssim (R_{e\mu})_{\text{SM}} \lesssim 1.13$ , while in the presence of three sterile-neutrino oscillations with arbitrary mixing angles the variation happens within the range  $0.58 \lesssim R_{e\mu} \lesssim 1.57$ . Comparison with (14) and (15) reveals that improving the accuracy of the determination of  $\theta_{ij}$  would not substantially affect the distinctiveness of sterile neutrino signal in the UHECR neutrino flux.

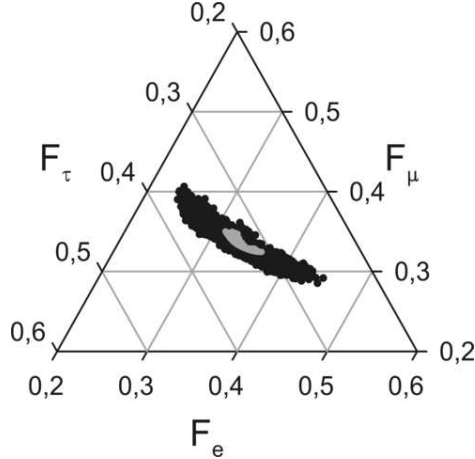


Figure 4: Relative fluxes of the UHECR neutrinos at earth. The gray area corresponds to the situation with no sterile mixing and the standard mixing angles  $\theta_{ij}$  varying within the anticipated sensitivity ranges of future experiments. The black area corresponds to the situation with three sterile neutrinos with arbitrary mixing angles  $\varphi_i$ .

## 5 Discussion

If one assumes the conventional production mechanism of ultrahigh-energy neutrinos in astrophysical sources, the three neutrino flavours  $\nu_e$ ,  $\nu_\mu$ ,  $\nu_\tau$  arrive at earth approximately in the flux ratios 1:1:1. We have investigated how these ratios are changed if the active flavours form with hypothetical sterile neutrinos nearly degenerate mass state pairs with mass-squares in the range  $10^{-16} \text{ eV}^2 \lesssim \delta m^2 \lesssim 10^{-11} \text{ eV}^2$ . The effect would be detectable in future experiments, such as the IceCube, ANTARES and NESTOR, which will improve the sensitivity to ultrahigh-energy neutrinos by 2 to 3 orders of magnitude during the next decade [21].

We have tacitly assumed in our analysis that neutrinos do not decay during their flight from the source to terrestrial detectors. In the standard model framework this certainly is a safe assumption as the experimental limits on the magnetic moments of neutrinos imply that the decays  $\nu_i \rightarrow \nu_j + \gamma$  are very slow and completely irrelevant for our flux considerations. If one extends the model to include majorons ( $J$ ), light scalar particles that appear in theories where global lepton symmetry is spontaneously broken [22], new decay channels,  $\nu_i \rightarrow \nu_j + J$ , are open that could be rapid enough to cause detectable modulation of neutrino fluxes [23]. If these decay do take place their effect could overrule the effect of the sterile mixing considered in this paper [24].

We have assumed above that the initial flux composition is the canonical one, i.e.  $\Phi_e^0 : \Phi_\mu^0 : \Phi_\tau^0 = 1 : 2 : 0$ . It has been argued that the muons produced in pion decay can lose energy e.g. in strong magnetic field of the source so that no ultrahigh-energy electron neutrinos are available [25] (see also [26]). In this situation the initial flux composition is  $\Phi_e^0 : \Phi_\mu^0 : \Phi_\tau^0 = 0 : 1 : 0$ . We have checked this case, and it turned out that there the effect of sterile mixing is smaller than in the canonical case: in the presence (absence) of sterile neutrinos one has  $0.19 \lesssim R_{e\mu} \lesssim 1.10$  ( $0.25 \lesssim R_{e\mu} \lesssim 0.93$ ).

Let us finally consider the existence of the three sterile neutrinos of our picture from the point of view of cosmology. One possible cosmological effect of sterile neutrinos is related to the Big Bang nucleosynthesis. As is well known [27] active-sterile mixing might bring - depending on the values of the mixing angle and mass-squared difference - sterile neutrinos in equilibrium with active neutrinos before neutrino decoupling and the resulting excess in energy density would endanger the standard scheme for the nucleosynthesis of light elements. This argument leads to the following bound for  $\nu_e \leftrightarrow \nu_s$  mixing [28]:  $|\delta m^2| \sin^2 2\alpha < 5 \times 10^{-8} \text{ eV}^2$  and to slightly less stringent bounds for other flavours. Obviously, this constraint has no consequence in our case as we assume  $\delta m^2 < 10^{-11} \text{ eV}^2$ . In other words, neutrino oscillations will not produce and maintain a significant sterile neutrino population. This also means that the conclusions one draws from the first results from WMAP satellite experiment [12], are not affected by the sterile neutrinos we are considering. The WMAP experiment, which measures the fluctuations of the cosmic microwave background radiation, leads to the bound  $\Omega_\nu h^2 = \sum_i m_i / 93.5 \text{ eV} < 0.0076$  (95 % CL) for the total energy density of neutrinos. This implies the limit  $\sum_i m_i < 0.69 \text{ eV}$  for the sum of masses of all neutrino species. In our case only half of six neutrino species contribute to this sum as the number density of sterile neutrinos is negligible. Hence, when the bound is saturated, all neutrinos are nearly degenerate and all three masses  $m_i$  ( $i = 1, 2, 3$ ) have the upper limit  $m_i < 0.23 \text{ eV}$ , just like in the case of no sterile neutrinos.

## 6 Acknowledgements

We are grateful to Kimmo Kainulainen, University of Jyväskylä, for useful discussions. The work has been supported by the Academy of Finland under the contract no. 40677.

## References

- [1] J.G. Learned and S. Pakvasa, *Astropart. Phys.* 3 (1995) 267.
- [2] L. Bento, P. Keränen and J. Maalampi, *Phys. Lett. B* 476 (2000) 205.
- [3] H. Athar, M. Jezabek and O. Yasuda, *Phys. Rev. D* 62 (2000) 103007.
- [4] G. Barenboim and C. Quigg, *Phys. Rev. D* 67 (2003) 073024.
- [5] G.J. Gounaris and G. Moulaka, *arXiv-hep-ph/0212110* (2002).
- [6] K. Eguchi et al. [KamLAND Collaboration], *Phys. Rev. Lett.* 90 (2003) 021802.
- [7] P.C. de Holanda and A.Yu. Smirnov, *JCAP* 0302 (2003) 001.
- [8] G. Bhattacharyya, H. Päs, L. Song, and T. Weiler, *arXiv:hep-ph/0209373* (2003).
- [9] P.C. Holanda and A.Yu. Smirnov, *arXiv:hep-ph/0211264* (2002).
- [10] S. Pakvasa and J.W.F. Valle, *arXiv:hep-ph/0301061* (2003), and references therein.
- [11] A. Aguilar et al, *Phys. Rev. D* **64** (2001) 112007.
- [12] D.N. Spergel et al., *arXiv:astro-ph/0302209* (2003).
- [13] Ø. Elgarøy et al. , *Phys. Rev. Lett.* 89 (2003) 061301.
- [14] T.J. Pearson et al., *arXiv:astro-ph/0205388* (2002).
- [15] C.L. Kuo et al. [ACBAR Collaboration], *arXiv:astro-ph/021289* (2002).
- [16] A. Pierce and H. Murayama, *arXiv:hep-ph/0302131* (2003).
- [17] S. Hannestad, *arXiv:astro-ph/0303076* (2003).
- [18] M.C. Gonzalez-Garcia and C. Pena-Garey, *arXiv:hep-ph/0212147* (2002).
- [19] M. Apollonio et al. [CHOOZ Collaboration], *Phys. Lett. B* 466 (1999) 415.
- [20] F. Boehm et al. [Palo Verde Collaboration], *Phys. Rev. D* 64 (2001) 112001.
- [21] C. Spiering, *arXiv:astro-ph/0303068* (2003).

- [22] G. Gelmini and M. Roncadelli, Phys. Lett. B99 (1981) 411; Y. Chikasige, R. Mohapatra and R. Peccei, Phys. Rev. Lett. 45 (1980) 1926.
- [23] P. Keränen, J. Maalampi and J.T. Peltoniemi, Phys. Lett. B461 (1999) 230; Y. Farzan and A.Y. Smirnov, Phys. Rev. D 65 (2002) 113001. J. F. Beacom, N. Bell, D. Hooper, S. Pakvasa and T.J. Weiler, Phys. Rev. Lett. 91 (2003) 181301; T.J. Weiler, W. A. Simmons, S. Pakvasa and J.G. Learned, hep-ph/9411432.
- [24] J.F. Beacom et al., in ref. [23].
- [25] J.P. Rachen and P. Meszaros, Phys. Rev. D58 (1998) 123005.
- [26] R. Horvat, hep-ph/0103200 (2001).
- [27] R. Barbieri and A. Dolgov, Phys. Lett. B 237 (1990) 440 and Nucl. Phys. B 349 (1991) 742; K. Kainulainen, Phys. Lett. B 244 (1990) 191; K. Enqvist, K. Kainulainen and J. Maalampi, Phys. Lett. B 249 (1990) 531 and Nucl. Phys. B 349 (1991) 754; K. Enqvist, K. Kainulainen and M. J. Thomson, Nucl. Phys. B 373(1992) 498.
- [28] X. Shi and G. M. Fuller, Phys. Rev. Lett. 83 (1999) 3120.