

KOBE-FHD-03-02
 FUT-03-01
 hep-ph/0306285

Probing Polarized Gluon Distributions through Charmed Hadron Production in Polarized pp Collisions at BNL–RHIC Energy

TOSHIYUKI MORII

Faculty of Human Development,
 Kobe University,
 Nada, Kobe 657-8501, JAPAN
 Electronic address: morii@kobe-u.ac.jp

KAZUMASA OHKUMA

Department of Information Science,
 Fukui University of Technology,
 Gakuen, Fukui, 910-8505, JAPAN
 Electronic address: ohkuma@fukui-ut.ac.jp

ABSTRACT

In order to extract information about behavior of polarized gluons in the nucleon, charmed hadron productions, i.e. D^{*+} meson and Λ_c^+ baryon productions, are studied in polarized pp reactions at BNL–RHIC energy. For these processes, the spin correlation asymmetry D_{LL} between the target proton and the produced charmed hadron, and its statistical sensitivity δD_{LL} are calculated. From analyses on these processes, we found that the pseudo-rapidity distribution of D_{LL} in the limited transverse momentum region is quite effective for distinguishing the model of polarized gluons as well as the model of spin-dependent fragmentation functions.

PACS number(s): 13.85.Ni, 13.88.+e, 14.20.Lq, 14.40.Lb,

Keywords: Proton Spin Structure, Polarized Gluon Distribution, Polarized pp Reaction, Charmed Hadron Production.

1. Introduction

Though the proton is one of the most familiar nucleons, the origin of its spin is still an open question. About 15 years ago, the European Muon Collaboration (EMC) reported surprising data on the polarized structure function of proton $g_1^p(x, Q^2)$ [1], indicating that the spin of the proton cannot be described by the naive quark model. Disagreement of the result extracted from the EMC data with theoretical predictions has been called the “*Proton Spin Puzzle*”, which is not yet solved well in spite of many follow-up experiments and a great development of theoretical analyses. It is still one of the challenging themes in nuclear and particle physics [2]. According to the parton-model concept inspired by quantum chromodynamics(QCD), the proton spin satisfies the following sum rule;

$$\frac{1}{2} = \int_0^1 dx \left[\frac{1}{2} \sum_q (\Delta q(x) + \Delta \bar{q}(x)) + \Delta g(x) \right] + \langle L \rangle_{q+g} \quad (1)$$

where $\frac{1}{2}$ on the left-hand side is a spin of proton, while $\Delta q(x)$, $\Delta \bar{q}(x)$ and $\Delta g(x)$ are the spin carried by quarks, anti-quarks and gluons, respectively. In the right-hand side of Eq.(1), integration is performed over all Bjorken- x region. $\langle L \rangle_{q+g}$ represents the orbital angular momentum of quarks and gluons in the proton. An important thing is to know how large each of these component is and then to understand, based on QCD, what the underlying dynamics of this sum rule is. These days the behavior of valence quarks in the proton has been considerably well understood with great efforts. However, the knowledge of gluons in the proton is still poor. Therefore, to solve the proton spin puzzle, it is very important to obtain a good information about gluon polarization in the proton. So far, the gluon distribution in the proton has been studied mainly through deep inelastic scattering (DIS) of polarized leptons (electrons and muons) off polarized nucleons. However, now we are in a new stage; the Relativistic Heavy Ion Collider (RHIC) at Brookhaven National Laboratory (BNL) which gives us another unique place for probing the proton structure via polarized proton–polarized proton scattering has started to work. For the RHIC experiment, the following processes are already proposed to study the behavior of polarized gluons in the proton [3];

- High- p_T (“prompt”) photon production, $\vec{p}\vec{p} \rightarrow \gamma X$,
- Jet production, $\vec{p}\vec{p} \rightarrow jet(s)X$,

- Heavy-flavor production, $\vec{p}\vec{p} \rightarrow c\bar{c}X, b\bar{b}X$,

where the particle with an arrow means that it is polarized.

In addition to these processes, we propose other interesting processes, i.e. the polarized charmed hadron productions in the polarized proton–unpolarized proton collision:

$$p\vec{p} \rightarrow c\bar{c} \rightarrow \vec{D}^{*+}X, \quad (2)$$

$$p\vec{p} \rightarrow c\bar{c} \rightarrow \vec{\Lambda}_c^+X, \quad (3)$$

by expecting that they also could be observed in the forthcoming RHIC experiment. In the lowest order of QCD, a charm quark being one of the constituents of charmed hadrons is produced via gluon–gluon fusion ($gg \rightarrow c\bar{c}$) and quark–anti-quark annihilation ($q\bar{q} \rightarrow c\bar{c}$) processes in proton–proton collisions (Fig.1). Then, if we could separate kinematically a contribution of $gg \rightarrow c\bar{c}$ from $q\bar{q} \rightarrow c\bar{c}$ and pick up $gg \rightarrow c\bar{c}$ clearly, we could extract a good information about gluon polarization by observing the spin correlation asymmetries between the initial proton and these produced charmed hadrons, since the cross section of gluon fusion is directly proportional to the gluon distribution.

Concerning the Λ_c^+ production, in a couple of years ago we analyzed the spin correlation between the initial proton and produced Λ_c^+ in the diffractive regions of the process $p\vec{p} \rightarrow p\vec{\Lambda}_c^+X$, where Pomeron interactions play an important role [4] and pointed out that the process is promising for extracting the polarized gluon distribution. In this paper, we develop those analyses to another important kinematical region, i.e. the central region of collision. The present analysis is complementary to those previous analyses and should give us additional information on the polarized gluon distribution in the different kinematical region ^{#1}.

This paper is organized as follows. In the next section, we explain why we focus on charmed hadron production in this work. Then, we introduce spin correlation observable and present a theoretical formulation of our calculation in Sec. 3. In section 4, we show the result of our numerical calculation. Finally, Sec. 5 is devoted to conclusion, including discussion and summary.

^{#1}The preliminary analysis of the Λ_c^+ production was done in ref [5].

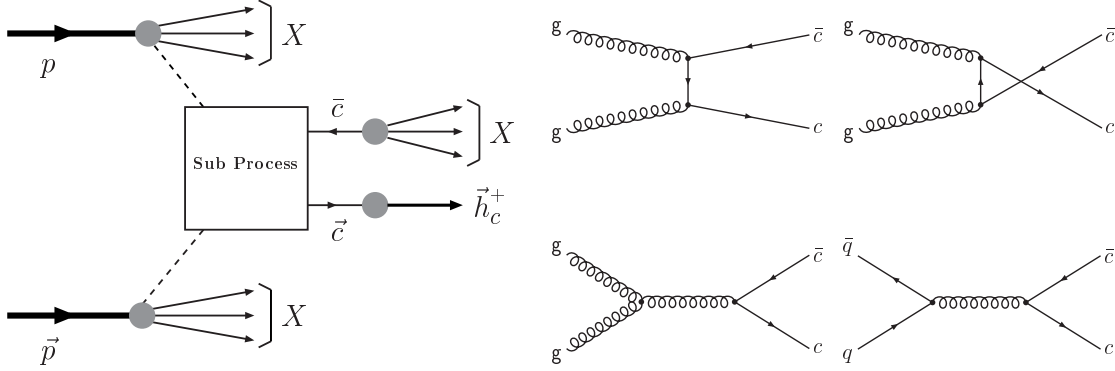


Figure 1: Diagrams for $pp \rightarrow \vec{h}_c^+ X$ at the lowest order (left) and its subprocesses (right), where \vec{h}_c^+ means a polarized charmed hadron with positive charge. Dashed-lines in the left figure stand for partons which are emitted from initial protons.

2. Polarized charmed hadron production in pp collisions

As described above, we will focus on two processes of charmed hadron production; one is polarized D^{*+} meson production and another is polarized Λ_c^+ production. Then, what is so special about these processes? and why are they so interesting? This is because in these processes, we can regard the spin of the produced charmed hadron to be same as the one of the charm quark as described below;

- D^{*+} meson

Since the D^{*+} meson is in the 3S_1 state in the non-relativistic quark model, the spin of D^{*+} meson is carried by a charm quark and an anti-down quark whose spins are combined in parallel. Therefore, the spin direction of the D^{*+} meson and the spin direction of the constituent charm quark are expected to be same.

- Λ_c^+ baryon

The Λ_c^+ is composed of a heavy charm quark and antisymmetrically combined light up and down quarks. Hence, the Λ_c^+ spin is basically carried by a charm quark.

Furthermore, it is expected to be very rare for a produced charm quark to change its spin direction during its decay into a charmed hadron, since the charm quark is significantly heavy and the spin flip interaction being proportional to $1/m_c$ (m_c is charm quark mass) is small. Therefore, if these processes are originated from

gluon fusion, spin-dependent observables for produced charmed hadrons directly depend on the polarization of gluons in the initial proton and thus, observation of the polarization of the produced charmed hadron could give us a good information about polarized gluons in the proton.

Concerning the above discussion, it is worth while to comment on contribution of light-quark fragmentation to charmed hadron production. In the case of charmed hadron production by light-quark fragmentation, a light-quark produced in a hard parton subprocess must pick up a charm quark created from vacuum to make a charmed hadron. However, the probability of charm-quark pair creation is extremely small, estimated to be 10^{-11} compared to the one for $u\bar{u}$ and $d\bar{d}$ pair creation [6]. Therefore, in charmed hadron production we can safely neglect the contribution of light-quark fragmentation. This is rather different from the case of Λ production [7], where the probability of $s\bar{s}$ pair creation from vacuum cannot be neglected.

3. Spin correlation observables and cross sections

To study the polarized gluon distribution in the proton, we introduce the spin correlation asymmetry between the polarized target-proton and the produced charmed hadron defined by;

$$\begin{aligned} D_{LL} &= \frac{d\sigma_{++} - d\sigma_{+-} + d\sigma_{--} - d\sigma_{-+}}{d\sigma_{++} + d\sigma_{+-} + d\sigma_{--} + d\sigma_{-+}} \\ &\equiv \frac{d\Delta\sigma/dX}{d\sigma/dX}, \quad (X = p_T \text{ or } \eta), \end{aligned} \quad (4)$$

where $d\sigma_{+-}$, for example, denotes the spin-dependent differential cross section with the positive helicity of the target proton and the negative helicity of the produced charmed hadron. p_T and η , which are represented by X in Eq.(4), are transverse momentum and pseudo-rapidity of the produced charmed hadron, respectively.

In order to perform our analyses, we take the proton-proton center of mass system(CMS). In this system, four momentum p_i of each particle i is defined as

follows;

$$\begin{aligned}
p_{A/B} &= \frac{\sqrt{s}}{2} (1, \mp \beta, \mathbf{0}) , \quad \beta \equiv \sqrt{1 - \frac{4m_p^2}{s}} \\
p_{h_c} &\equiv (E_{h_c}, p_L, \mathbf{p}_T) \\
&= (\sqrt{m_{h_c}^2 + p_T^2 \cosh^2 \eta}, p_T \sinh \eta, \mathbf{p}_T), \\
p_{a/b} &= x_{a/b} p_{A/B}, \quad p_c = \frac{p_{h_c}}{z},
\end{aligned} \tag{5}$$

where the parameters in parentheses denote the energy, the longitudinal momentum and the transverse momentum, in this order. m_i stands for the mass of the particle i ($i = p$ for proton and $i = h_c$ for Λ_c^+ or D^{*+}). $x_{a/b}$ and z are momentum fractions of the parton to the proton and of the charmed hadron to the charm quark, respectively. Here, notice that we define the momentum of unpolarized and polarized proton as p_A and p_B , respectively. In addition, we regard the direction of p_B as the positive z -axis.

According to the quark-parton model, p_T - or η -dependent differential cross section, $d\Delta\sigma/dX$, is given by, ^{#2}

$$\begin{aligned}
\frac{d\Delta\sigma}{dX} &= \int_{Y^{\min}}^{Y^{\max}} \int_{x_b^{\min}}^1 \int_{x_a^{\min}}^1 \left[g_{g_a/p_A}(x_a, Q^2) \Delta g_{\tilde{g}_b/\tilde{p}_B}(x_b, Q^2) \frac{d\Delta\hat{\sigma}(gg \rightarrow c\bar{c})}{d\hat{t}} \right. \\
&\quad + \sum_{q=u,d,s,\bar{u},\bar{d},\bar{s}} \left\{ q_{q_a/p_A}(x_a, Q^2) \Delta q_{\tilde{q}_b/\tilde{p}_B}(x_b, Q^2) \right. \\
&\quad \left. \left. + \Delta q_{q_a/p_A}(x_a, Q^2) q_{\tilde{q}_b/\tilde{p}_B}(x_b, Q^2) \right\} \frac{d\Delta\hat{\sigma}(q\bar{q} \rightarrow c\bar{c})}{d\hat{t}} \right] \\
&\quad \times \Delta D_{\tilde{h}_c^+/\tilde{c}}(z) J dx_a dx_b dY, \quad (X, Y = p_T \text{ or } \eta \text{ (} X \neq Y \text{)})
\end{aligned} \tag{6}$$

where $g_{g_a/p_A}(x_a, Q^2)$ and $\Delta g_{\tilde{g}_b/\tilde{p}_B}(x_b, Q^2)$ are the unpolarized and polarized gluon distribution functions, respectively, and $q_{q_a}(\tilde{q}_b)/p_A(\tilde{p}_B)(x_{a(b)}, Q^2)$ and $\Delta q_{q_a}(\tilde{q}_b)/p_A(\tilde{p}_B)(x_{a(b)}, Q^2)$ denote the unpolarized and polarized distributions, respectively, of the quark and anti-quark. $\Delta D_{\tilde{h}_c^+/\tilde{c}}(z)$ represents the spin-dependent fragmentation function of the outgoing charm quark decaying into a polarized charmed hadron. The spin-dependent differential cross sections of the subprocess is given by ^{#3}

$$\frac{d\Delta\hat{\sigma}(gg \rightarrow c\bar{c})}{d\hat{t}} = \frac{\pi\alpha_s^2}{\hat{s}^2} \left[\frac{m_c^2}{24} \left\{ \frac{9\hat{t}_1 - 19\hat{u}_1}{\hat{t}_1\hat{u}_1} + \frac{8\hat{s}}{\hat{u}_1^2} \right\} + \frac{\hat{s}}{6} \left\{ \frac{\hat{t}_1 - \hat{u}_1}{\hat{t}_1\hat{u}_1} \right\} - \frac{3}{8} \left\{ \frac{2\hat{t}}{\hat{s}} + 1 \right\} \right], \tag{7}$$

^{#2}In Eq.(6), X or Y mean p_T or η . Thus, if X is p_T , then Y is η , and vice versa.

^{#3}These algebraic calculations are carried out using FORM [8].

$$\frac{d\Delta\hat{\sigma}(q\bar{q} \rightarrow c\bar{c})}{d\hat{t}} = \frac{\pi\alpha_s^2}{\hat{s}^4} \frac{4}{9} \{2m_c^2(\hat{u}_1 - \hat{t}_1) - (\hat{u}_1^2 - \hat{t}_1^2)\}, \quad (8)$$

and the Jacobian, J , which transforms the variables z and \hat{t} into p_T and η , is given by

$$J \equiv \frac{2s\beta p_T^2 \cosh\eta}{z\hat{s}\sqrt{m_c^2 + p_T^2 \cosh^2\eta}},$$

where we defined the following variables;

$$\hat{s} = x_a x_b s, \quad \hat{t}_1 \equiv \frac{x_b \tilde{t}}{z}, \quad \hat{u}_1 \equiv \frac{x_a \tilde{u}}{z}, \quad (9)$$

with

$$\begin{aligned} s &\equiv (p_A + p_B)^2, \\ \tilde{t} &\equiv (p_B - p_{hc})^2 - m_p^2 - m_{hc}^2 = -\sqrt{s} \left[\sqrt{m_{hc}^2 + p_T^2 \cosh^2\eta} - \beta p_T \sinh\eta \right], \\ \tilde{u} &\equiv (p_A - p_{hc})^2 - m_p^2 - m_{hc}^2 = -\sqrt{s} \left[\sqrt{m_{hc}^2 + p_T^2 \cosh^2\eta} + \beta p_T \sinh\eta \right]. \end{aligned}$$

In Eq.(6), the minima of x_a and x_b are given by

$$x_a^{min} = \frac{x_1}{1 - x_2}, \quad x_b^{min} = \frac{x_a x_2}{x_a - x_1} \quad (10)$$

with

$$x_1 \equiv -\frac{\tilde{t}}{s - 2m_p^2}, \quad x_2 \equiv -\frac{\tilde{u}}{s - 2m_p^2}.$$

The unpolarized differential cross section for this process is calculated by replacing spin-dependent functions $\Delta g(x)$, $\Delta q(x)$, $\Delta D(z)$ and $\frac{d\Delta\hat{\sigma}}{d\hat{t}}$ by spin-independent ones $g(x)$, $q(x)$, $D(z)$ and $\frac{d\hat{\sigma}}{d\hat{t}}$, respectively ^{#4} and we use it to estimate the denominator of D_{LL} .

4. Numerical calculation

To carry out a numerical calculation of D_{LL} , we used, as input parameters, $m_c = 1.20$ GeV, $m_p = 0.938$ GeV, $m_{D^{*+}} = 2.01$ GeV and $m_{\Lambda_c^+} = 2.28$ GeV [10]. In addition, we used the AAC [11] and GRSV01 [12] parameterization models for the polarized parton distribution function and the GRV98 [13] model for the unpolarized one, and set the scaling variable Q^2 as $Q^2 = p_T^2$. Though both AAC

^{#4}The spin-independent subprocess differential cross section $\frac{d\hat{\sigma}}{d\hat{t}}$ was given in Ref. [9]

and GRSV01 models excellently reproduce the experimental data on the polarized structure function of nucleons $g_1(x)$, the polarized gluon distributions for those models are quite different. In other words, the data on polarized structure function of nucleons $g_1(x)$ alone are not enough to distinguish the model of gluon distributions. Since the process is semi-inclusive, it is necessary to know the fragmentation function of a charm quark to D^{*+} or Λ_c^+ to carry out numerical calculations. For the spin-independent fragmentation function $D_{h_c/c}(z)$, we use the *Peterson fragmentation function* which was proposed by Peterson et al. [14] a long time ago and has been widely used for phenomenological analyses. This fragmentation function include one free parameter ϵ_h which is determined by experimental analysis. In this work, we take $\epsilon_{D^*}=0.078$ [15] and $\epsilon_{\Lambda_c}=0.25$ [16] for D^{*+} production and Λ_c^+ production, respectively. Furthermore, for the spin-dependent fragmentation function of a charm quark decaying into polarized charmed hadrons, $\Delta D_{\tilde{h}_c/\bar{c}}(z)$, we have no information about it at present, since we have no data on polarized charmed hadron productions. Therefore, here we simply assume the spin-dependent fragmentation function to be parametrized [17] as

$$\Delta D_{\tilde{h}_c/\bar{c}}(z) = C_{h_c/c} D_{h_c/c}(z), \quad (11)$$

where $C_{h_c/c}$ is a scale-independent spin-transfer coefficient. We consider the following two models:

- (A) $C_{h_c/c} = 1$ (non-relativistic quark model)
- (B) $C_{h_c/c} = z$ (Jet fragmentation model [18]).

According to the consideration mentioned in sec.2, if the spin of the charmed hadron is same as the spin of the charm quark produced in the subprocess, the model (A) might be a reasonable scenario ^{#5}. Concerning the model (B), we follow the analysis for Λ production [18] and apply it to Λ_c^+/D^{*+} productions.

Since the charm quark is heavy, the Bjorken- x of the parton taking part in charm quark pair production in the subprocess is not very large for pp collisions with an appropriate energy. In this case, a charm quark is expected to be dominantly produced via gluon-gluon fusion because of the rather large gluon distribution. However, since valence quark densities become larger in large x region, we could not neglect a contribution from a quark-anti-quark annihilation $q\bar{q} \rightarrow c\bar{c}$ in high

^{#5}From HERMES experiment, even the case of Λ baryon which include lighter s quark, a fragmentation function based on the naive-quark-parton model seems to be reasonable scenario [19]. Therefore, the model (A) must not be also an unreasonable scenario for Λ_c^+/D^{*+} productions.

p_T region. Therefore, in order to get a good information on the gluon polarization, we must find the kinematical region where $gg \rightarrow c\bar{c}$ dominates over $q\bar{q} \rightarrow c\bar{c}$. To do so, we calculated the p_T distribution of the cross sections $d\Delta\sigma/dp_T$, $d\sigma/dp_T$ and spin correlation asymmetries D_{LL} for D^{*+} and Λ_c^+ productions at $\sqrt{s}=200\text{GeV}$ ($\sqrt{s}=500\text{GeV}$) as shown in Fig. 2 (Fig. 3) and Fig. 4 (Fig. 5), respectively. In the left panel of these figures, we present the results only for the model (A), since the purpose of this analysis is to compare a contribution of $gg \rightarrow c\bar{c}$ with the one of $q\bar{q} \rightarrow c\bar{c}$. Since in the p_T region of $3 \leq p_T \leq 5$ GeV, the cross section, $d\Delta\sigma/dp_T$ and $d\sigma/dp_T$, of $gg \rightarrow c\bar{c}$ is much larger than the one of $q\bar{q} \rightarrow c\bar{c}$, the D_{LL} for the sum of $gg \rightarrow c\bar{c}$ and $q\bar{q} \rightarrow c\bar{c}$ do not change much from the one for $gg \rightarrow c\bar{c}$ alone. Therefore, we can say that a contribution from the subprocess $q\bar{q} \rightarrow c\bar{c}$ can be safely neglected in the region of $3 \leq p_T \leq 5$ GeV.

We also calculated D_{LL} as a function of η for 3 kinematical regions of η , i.e. (i) $-0.5 \leq \eta \leq 0$, (ii) $-0.5 \leq \eta \leq 0.5$, and (iii) $0 \leq \eta \leq 0.5$. However, since the result for the region (i) distinguishes most clearly a contribution of $q\bar{q} \rightarrow c\bar{c}$ from the one of $gg \rightarrow c\bar{c}$, we show only the result for the region (i) in Fig. 2 ~ Fig. 5. For this limited p_T region ($3 \leq p_T \leq 5$ GeV), D_{LL} for D^{*+} and Λ_c^+ production are shown in Fig. 6 ~ Fig. 7, respectively, at $\sqrt{s} = 200\text{GeV}$ and $\sqrt{s}=500\text{GeV}$, where we see a rather big model-dependence of polarized gluons and also the spin-dependent fragmentation functions.

Furthermore, to know how D_{LL} is sensitive to the behavior of polarized gluons in the proton, we calculated the statistical sensitivities of D_{LL} , i.e. δD_{LL} , which is defined by the following formula [20];

$$\delta D_{LL} \simeq \frac{1}{P|\alpha|} \sqrt{\frac{3}{b_{hc} \epsilon L \sigma}}. \quad (12)$$

To numerically estimate the value of δD_{LL} , we used the following parameters: the beam polarization; $P = 70\%$, a integrated luminosity; $L = 320\text{pb}^{-1} (800\text{pb}^{-1})$ for $\sqrt{s} = 200$ (500) GeV [3], the trigger efficiency; $\epsilon = 10\%$ for detecting produced charmed hadron events, decay asymmetry parameter; $\alpha = 1.0$ (-0.98) for D^{*+} (Λ_c^+) decay and a branching ratio; $b_{D^{*+}} \equiv \text{Br}(D^{*+} \rightarrow D^0 \pi^+) \text{Br}(D^0 \rightarrow K^- \pi^+) \simeq 2.5 \times 10^{-2}$, $b_{\Lambda_c^+} \equiv \text{Br}(\Lambda_c^+ \rightarrow \Lambda \pi^+) \text{Br}(\Lambda \rightarrow p \pi^-) \simeq 5.8 \times 10^{-3}$ [10] ^{#6}. σ denotes

^{#6}In order to determine the polarization of D^{*+} and Λ_c^+ , observation of the angular distribution for decay channels of these particles is necessary. Practically this could be done by detecting charged particles in final the state.

the unpolarized cross section integrated over a corresponding η region. The factor 3 in Eq. (12) is an acceptance factor for our processes [20]. In Figs. 6 and 7, statistical sensitivities, δD_{LL} , are attached only to the dashed line of D_{LL} which were calculated using the GRSV01 parametrization model of polarized partons and the non-relativistic fragmentation model (model (A)) ^{#7}. As shown here, statistical sensitivities δD_{LL} are so small that the processes must be feasible for measuring the D_{LL} .

From these results, we see that the η distributions of D_{LL} are effective for testing the model of not only polarized gluon distributions but also spin-dependent fragmentation functions for all cases (D^{*+} production and Λ_c^+ production) calculated at $\sqrt{s}=200$ GeV and 500 GeV. Especially, η distributions of D_{LL} for D^{*+} productions are quite promising, though the magnitude of D_{LL} becomes smaller with increasing center of mass energy from $\sqrt{s}=200$ GeV to 500 GeV.

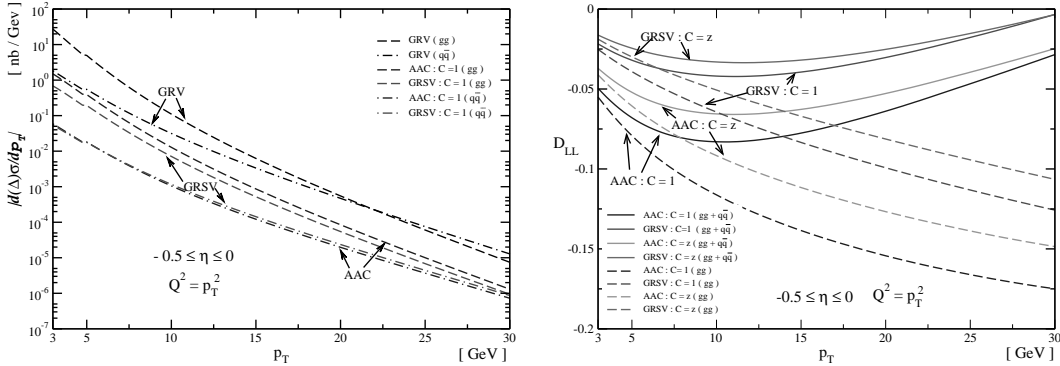


Figure 2: The cross sections (left panel) and D_{LL} (right panel) for D^{*+} productions as a function of p_T at $\sqrt{s}=200$ GeV. Here, gg , $q\bar{q}$ and $gg + q\bar{q}$ shown in the parenthesis at explanatory notes correspond to the subprocess taken into consideration.

5. Conclusion

In order to get information about polarized gluons in the proton, we proposed two charmed hadron production processes, i.e. polarized D^{*+} meson productions and polarized Λ_c^+ baryon productions, which will be observed in the forthcoming RHIC experiments. As described in Introduction, the processes contain two

^{#7}Note that as shown in Eq.(12), δD_{LL} does not depend on both the model of polarized gluons and the model of fragmentation functions.

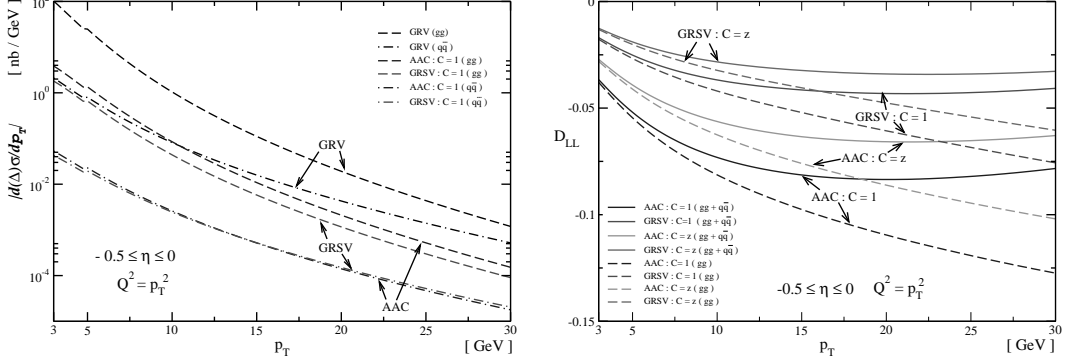


Figure 3: The same as in Fig. 2, but for $\sqrt{s}=500\text{GeV}$.

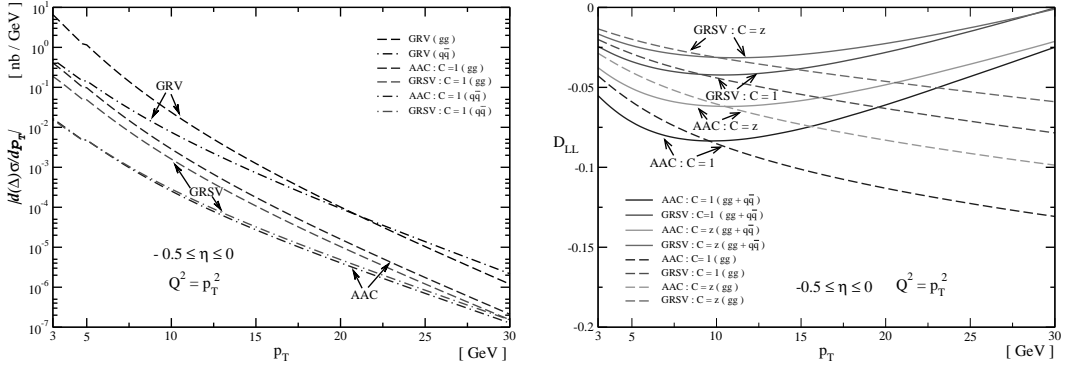


Figure 4: The same as in Fig. 2, but for Λ_c^+ production.

production mechanisms, gluon-gluon fusion ($gg \rightarrow c\bar{c}$) and quark-anti-quark annihilation ($q\bar{q} \rightarrow c\bar{c}$). Thus, to study the gluon polarization in the proton, it is necessary to find the kinematical region where $gg \rightarrow c\bar{c}$ dominates over $q\bar{q} \rightarrow c\bar{c}$.

From the numerical calculation at the lowest order of QCD, we found that the η distribution of D_{LL} in the limited p_T region ($3 \leq p_T \leq 5 \text{ GeV}$) is quite promising for testing not only the model of polarized gluons in the proton but also the model of spin-dependent fragmentation functions. However, it should be noted that the assumption on the spin-dependent fragmentation function might be somewhat too simple in the present analysis. In order to obtain more reliable prediction, further investigation on spin-dependent fragmentation functions is necessary. For the Λ baryon production, similar analysis was performed by D. de Florian *et al.* [21]. Our analysis might be complementary to their analysis but more effective for extracting information of the polarized gluon in the proton, since the non-relativistic quark

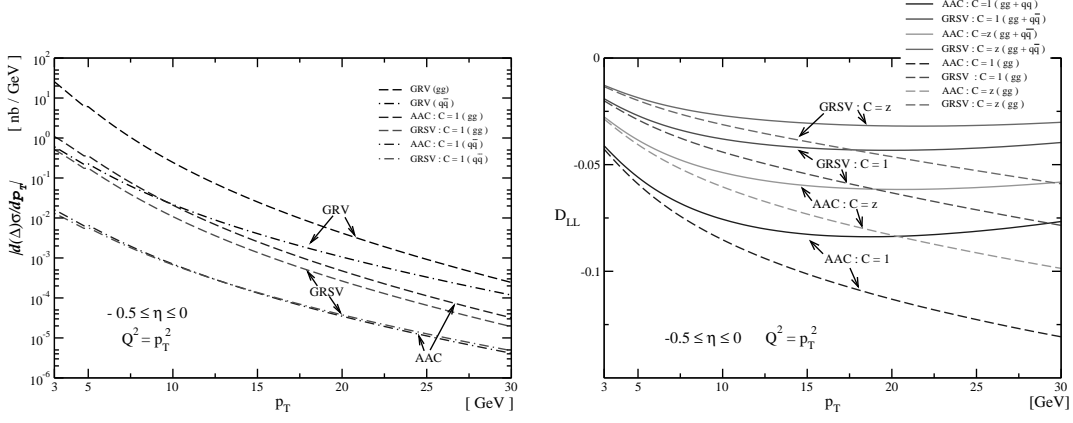


Figure 5: The same as in Fig. 3, but for Λ_c^+ production.

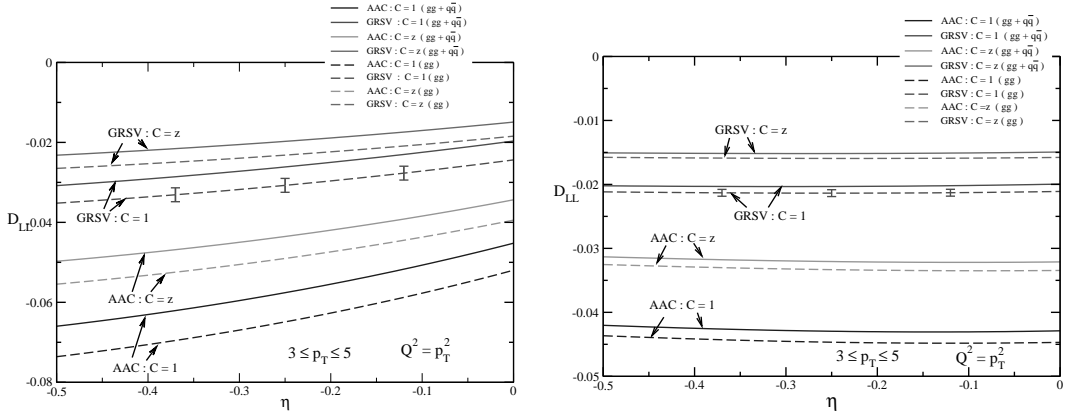


Figure 6: The D_{LL} for D^{*+} productions as a function of η at $\sqrt{s}=200$ GeV(left panel) and $\sqrt{s}=500$ GeV(right panel)

model works better for Λ_c^+ (D^{*+}) than Λ and furthermore the separation of gluon fusion and $q\bar{q}$ annihilation is easier for our processes.

Though the present calculation is confined to the leading order, the results are interesting and we hope that our analysis could be tested in the forthcoming RHIC experiments.

Acknowledgment

We would like to thank T. Iwata and N. Saito for useful discussions and comments on experimental feasibility. We are very much thankful to K. Sudoh and S. Oyama for interesting discussions and advice at early stage of this work. We thank K.

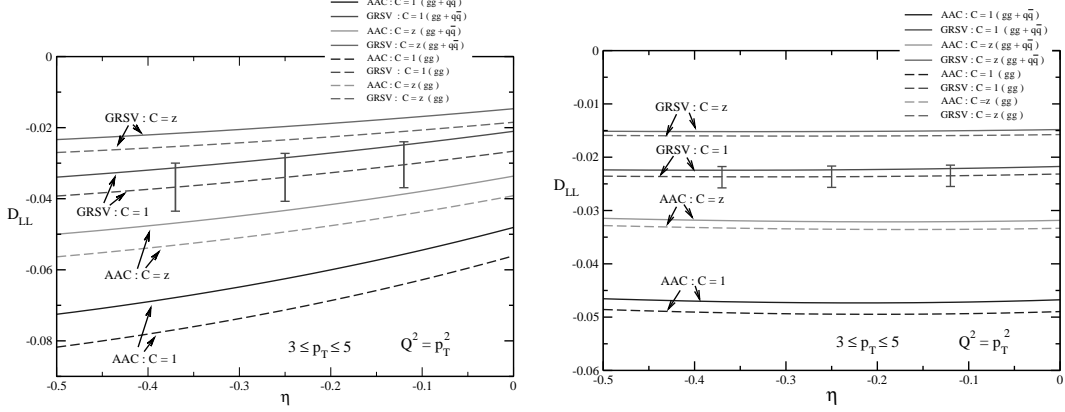


Figure 7: The D_{LL} for Λ_c^+ productions as a function of η at $\sqrt{s}=200$ GeV(left panel) and $\sqrt{s}=500$ GeV(right panel)

Sudoh for informing us a newly improved expression of eq.(12) for estimating statistical uncertainties. One (K.O.) of authors is grateful to T. Yamanishi, K. Sasaki and T. Ueda for giving him useful information related to this work. K. O. is supported by a Grant-in-Aid for Young Scientists (B) from the Ministry of Education, Culture, Sports, Science and Technology of Japan(#17740157).

REFERENCES

- [1] J. Ashman *et al.* [European Muon Collaboration], Phys. Lett. B**202** (1988) 603; Nucl. Phys. B**328** (1989) 1.
- [2] For a review see:
H. Y. Cheng, Int. J. Mod. Phys. A**11** (1996) 5109;
B. Lampe and E. Reya, Phys. Rept. **332** (2000) 1;
H. Y. Cheng, Chin. J. Phys. **38** (2000) 753 [hep-ph/0002157].
- [3] G. Bunce, N. Saito, J. Soffer and W. Vogelsang, Ann. Rev. Nucl. Part. Sci. **50** (2000) 525.
- [4] S. Oyama, T. Morii and N. I. Kochelev, Phys. Rev. D **62** (2000) 057502 [Erratum-ibid. D **63** (2001) 079904];
K. Ohkuma and T. Morii, Mod. Phys. Lett. A **17** (2002) 1575.
- [5] K. Ohkuma, K. Sudoh and T. Morii, Phys. Lett. B**491** (2000) 117; [Erratum-ibid. B **543** (2002) 323].

- [6] Bo Andersson, G. Gustafson, G. Ingelman and T. Sjostrand, Phys. Rept. **97** (1983) 31.
- [7] B. Q. Ma, I. Schmidt, J. Soffer and J. J. Yang, Nucl. Phys. A **703** (2002) 346.
- [8] J.A.M.Vermaseren, "New features of FORM", math-ph/0010025.
- [9] J. Babcock, D. W. Sivers and S. Wolfram, Phys. Rev. D **18**, (1978) 162.
- [10] S. Eidelman *et al.* [Particle Data Group Collaboration], Phys. Lett. B **592** (2004) 1.
- [11] Y. Goto *et al.* [Asymmetry Analysis Collaboration], *Phys. Rev. D* **62** (2001) 034017.
- [12] M Glück, E. Reya, M. Stratmann and W. Vogelsang, Phys. Rev. **D63** (2001) 094005.
- [13] M. Glück, E. Reya and A. Vogt, *Eur. Phys. J.* **C5** (1998) 461.
- [14] C. Peterson, D. Schlatter, I. Schmitt and P. M. Zerwas, *Phys. Rev.* **D27** (1983) 105.
See also
S. Kretzer and I. Schienbein, *Phys. Rev. D* **59** (1999) 054004;
B. A. Kniehl and G. Kramer, hep-ph/0504058.
- [15] D. Bortoletto *et al.* [CLEO Collaboration], *Phys. Rev.* **D37** (1988) 1719, [Erratum-ibid. **D39** (1989) 1471].
- [16] T. J. V. Bowcock *et al.* [CLEO Collaboration], *Phys. Rev. Lett.* **55** (1985) 923;
See also
C.E.K. Charlesworth, A Study of the Decay Properties of the Charmed Baryon Λ_c^+ , Ph.D. thesis, University of Toronto (1992).
- [17] A. Kotzinian, A. Bravar and D. von Harrach, *Eur. Phys. J.* **C2** (1998) 329.
- [18] A. Bartl, H. Fraas and W. Majerotto, *Z. Phys.* **C6** (1980) 335.
- [19] A. Airapetian *et al.* [HERMES Collaboration], *Phys. Rev.* **D64** (2001) 112005.
- [20] K. Sudoh, private communication. See also L. Rykov and K. Sudoh, hep-ph/0412244.

- [21] D. de Florian, M. Stratmann and W. Vogelsang, *Phys. Rev. Lett.* **81** (1998) 530.