

TU-676
hep-ph/0212002
November, 2002

Recent Muon $g - 2$ Result in Deflected Anomaly-Mediated Supersymmetry Breaking

Nobutaka Abe and Motoi Endo

*Department of Physics, Tohoku University
Sendai 980-8578, Japan*

Abstract

We study the deflected anomaly-mediated supersymmetry breaking (AMSB) scenario in the light of the recent result of the muon $g - 2$ from Brookhaven E821 experiment. The E821 result suggests the deviation from the SM prediction, though there remain unsettled uncertainties. We find that the supersymmetric contribution to the muon $g - 2$ can be $\mathcal{O}(10^{-9})$, large enough to fill the deviation, with other experimental constraints satisfied. In particular, the Higgs mass and $b \rightarrow s\gamma$ put severe constraints on the model and large $\tan\beta$ is favored to enhance the muon $g - 2$.

Recently, the new muon $g - 2$ result has been announced from the Brookhaven E821 experiment [1],

$$a_\mu(\text{E821}) = 11\,659\,203(8) \times 10^{-10} , \quad (1)$$

where the error has become comparable to that of the standard model (SM) prediction. The SM theoretical value of the muon $g - 2$ has been reported in Refs. [2]–[8]. The main sources of the uncertainties of the SM prediction come from the leading hadronic vacuum polarization and the light-by-light contributions. As for the leading hadronic contribution, we have to rely on the experimental data, that is, e^+e^- cross section and hadronic τ decay data, where the τ decay data is translated into e^+e^- cross section by assuming the isospin symmetry. The most recent evaluations are given in Table 1. In the new detailed evaluation by Davier *et al* [6], they carefully considered radiative corrections to the e^+e^- cross section and took into account the isospin symmetry breaking effects explicitly. From Table 1, the results of e^+e^- and τ -based are, unfortunately, inconsistent and the origin of this difference has not been clarified. As for the e^+e^- -based evaluation, we notice that the uncertainty becomes comparable to the previous works which uses the τ decay data, and the independent analysis by Hagiwara *et al* [7] gave a similar result. In this letter, we are inclined to use the e^+e^- -based result by Davier *et al* for the leading hadronic contribution. Then, with the corrected sign of the light-by-light contribution [8], the SM prediction becomes

$$a_\mu(\text{SM}) = 11659169.1(7.8) \times 10^{-10} \quad [e^+e^- \text{ - based}] . \quad (2)$$

Therefore the difference between the experimental value and the SM prediction is

$$a_\mu(\text{E821}) - a_\mu(\text{SM}) = 33.9(11.2) \times 10^{-10} \quad [e^+e^- \text{ - based}] , \quad (3)$$

which means that the deviation is 3.0σ ^{#1}. Though the uncertainties of the SM prediction have not been settled, there remains the possibility for the deviation to be physical. If this deviation is a signal of new physics, additional contribution to the muon $g - 2$ is required to be $\mathcal{O}(10^{-9})$.

Supersymmetry (SUSY) is one of the most motivated models which extend the SM and the muon $g - 2$ has been investigated in SUSY models [9, 10, 11]. These models often provide the universal gaugino mass. However once SUSY is extended to include the gravity, the quantum effects via the super-Weyl anomaly [12] always manifest themselves in the soft SUSY breaking terms and give another class of gaugino mass spectra. This SUSY breaking mediation mechanism is known as anomaly-mediated SUSY breaking (AMSB) [13]. Though anomaly-mediated effects may be small compared to the other SUSY breaking effects, there are some cases where AMSB become dominant. In fact, AMSB dominates if the SUSY breaking sector has no direct interactions with the minimal supersymmetric standard model (MSSM) sector but gravitation. In this letter, we study models where the

^{#1} The E821 result is consistent with the τ -based prediction at 1.6σ level.

Authors	$a_\mu(\text{had, L.O.}) \times 10^{10}$	Data
Davier and Höcker [3]	692.4(6.2)	$[e^+e^-, \tau]$
Narison [4]	702.1(7.6)	$[e^+e^-, \tau]$
Trocóniz and Ynduráin [5]	695.2(6.4)	$[e^+e^-, \tau]$
Davier <i>et al</i> [6]	684.7(7.0)	$[e^+e^- - \text{based}]$
Davier <i>et al</i> [6]	701.9(6.2)	$[\tau - \text{based}]$
Hagiwara <i>et al</i> [7]	683.1(6.2)	$[e^+e^- - \text{based}]$

Table 1: The evaluation of the leading hadronic vacuum polarization contribution

anomaly-mediated effects dominate. Though AMSB has attractive features ^{#2}, the original model [15] suffers from the tachyonic slepton problem. Furthermore a parameter set which survives the $b \rightarrow s\gamma$ bound generally leads a negative contribution to the muon $g - 2$.

Various attempts have been made to avoid the tachyonic slepton [16]. The deflected AMSB model [17, 18] is a successful and attractive one. In particular, this model makes the sign of the wino mass M_2 and the gluino mass M_3 *identical*. This is very important for the recent result of the muon $g - 2$. In fact, the experimental results of the muon $g - 2$ and the branching ratio of $b \rightarrow s\gamma$ favor both $\mu_H M_2$ and $\mu_H M_3$ positive, where μ_H is Higgs mixing parameter. On the other hand, the pure AMSB model predicts opposite sign of the wino and gluino masses, and some additional mechanism is required to modify the gaugino mass relations. In fact, the muon $g - 2$ has been investigated in the minimal AMSB scenario [19], where only the sfermion sector is modified. In this scenario, the sign of wino and gluino mass is opposite. Thus if we regard the deviation between $a_\mu(\text{E821})$ and $a_\mu(\text{SM})$ given in Eq.(3) as a signal of new physics, this model conflicts with the recent muon $g - 2$ result and the $b \rightarrow s\gamma$ bound. Thus the gaugino sector should be modified. Such additional effects, however, generally induce new CP violating phases in the gaugino masses. The deflected AMSB scenario is the only known model in AMSB which provides a natural solution to both of these problems.

The deflected AMSB model is safe against CP and flavor violations ^{#3} and provides a preferred sign of a SUSY contribution to the muon $g - 2$. However, the Higgs mass and the $b \rightarrow s\gamma$ branching ratio put severe constraints on the parameter space. In the deflected AMSB squarks are generally not so heavy compared to other SUSY breaking scenarios and the Higgs mass bound requires relatively large soft masses. Thus the SUSY contribution to the muon $g - 2$ becomes rather small. As a result, large $\tan \beta$ is required to enhance the muon $g - 2$ and thus the $b \rightarrow s\gamma$ branching ratio bound becomes dangerous. Hence the detailed analysis is required for the deflected AMSB whether this model is phenomenologically viable when the SUSY contribution to the muon $g - 2$ is as large as

^{#2} In AMSB, dangerous CP and flavor violating parameters are naturally suppressed. The AMSB dominant models may also provide a solution to the gravitino problem and the cosmological moduli problem [14].

^{#3} We assume that the CP phase from B parameter is also suppressed. A mechanism for the suppression has been proposed in the context of the deflected AMSB [17].

$\mathcal{O}(10^{-9})$. An investigation of the muon $g - 2$ in the deflected AMSB scenario has been performed by Abe *et al* [20], where hadronic axion model in this framework are studied. However Abe *et al* made less general analysis. In fact, the parameter space is specified to provide realistic axion decay constant. Moreover the Higgs mass is also calculated by using the effective potential at one loop level. However the higher order corrections become important for the Higgs mass. Hence we reanalyze the deflected AMSB model in more general setting.

Let us first review the soft masses and some properties of the deflected AMSB model [21, 22]. The anomaly-mediated effects on the soft masses can be given by inserting the compensator field, $\Phi \equiv 1 + F_\Phi \theta^2$. Here F_Φ is vacuum expectation value (VEV) of the scalar auxiliary field in the gravitational supermultiplet and takes a value of order of the gravitino mass. In order to avoid tachyonic slepton and modify gaugino masses, we introduce a singlet field X whose auxiliary component has non-zero VEV by the following superpotential. We also add $N_{\mathbf{5}}$ -pairs of $\mathbf{5} = (Q, L)$ and $\bar{\mathbf{5}} = (\bar{Q}, \bar{L})$ of $SU(5)$ to mediate the SUSY breaking from the singlet field X to MSSM sector. Then the additional terms in the superpotential consist of the following two parts;

$$W_{X\bar{\mathbf{5}}\mathbf{5}} = \lambda_Q X \bar{Q} Q + \lambda_L X \bar{L} L , \quad (4)$$

and the non-renormalizable term

$$W_X = \frac{1}{\Lambda^{n-3} \Phi^{n-3}} X^n , \quad (5)$$

where Λ is a some mass parameter which is assumed to be of order of the Plank scale, and n is a positive integer but larger than three. By minimizing the scalar potential of X , the VEVs of the scalar and auxiliary components of X are determined. In particular, the auxiliary component VEV becomes $F_X / \langle X \rangle = F_\Phi (n-3)/(n-1)$ and obviously we do not introduce new CP violating phase.

Once the scalar component of X acquires the VEV, $N_{\mathbf{5}}$ -pairs of (Q, L) and (\bar{Q}, \bar{L}) have masses $M_{\text{mess}} = \lambda \langle X \rangle$ and play the same role as the messenger fields in GMSB. At the messenger scale M_{mess} , the chiral superfields (Q, L) and (\bar{Q}, \bar{L}) decouple and the threshold effects induce the additional corrections to the soft parameters. As a result, the soft parameters at the messenger scale are given by

$$M_\lambda(M_{\text{mess}}) = -\frac{\alpha_i(M_{\text{mess}})}{4\pi} \left[b_i - \frac{2}{n-1} N_{\mathbf{5}} \right] F_\Phi , \quad (6)$$

$$m_{\tilde{f}}^2(M_{\text{mess}}) = \frac{1}{(4\pi)^2} \left[2C_i^f \left(b_i - \frac{4(n-2)}{(n-1)^2} N_{\mathbf{5}} \right) \alpha_i^2(M_{\text{mess}}) - N_u \alpha_t(M_{\text{mess}}) \left\{ \frac{13}{15} \alpha_1(M_{\text{mess}}) + 3\alpha_2(M_{\text{mess}}) + \frac{16}{3} \alpha_3(M_{\text{mess}}) - 6\alpha_t(M_{\text{mess}}) \right\} \right] |F_\Phi|^2 , \quad (7)$$

$$A_f(M_{\text{mess}}) = -\frac{y_f(M_{\text{mess}})}{4\pi} \sum_{fields \in f} \left[2C_i^f \alpha_i(M_{\text{mess}}) - N_u \alpha_t(M_{\text{mess}}) \right] F_\Phi , \quad (8)$$

where α_t is the top-quark Yukawa coupling, α_i s are the gauge coupling constants (i is the index of the SM gauge groups), b is the β function $b = (-\frac{33}{5}, -1, 3)$, and C^f is the second-order Casimir. The parameter N_u takes $N_u = (1, 2, 3)$ for $\tilde{q}_L^{3rd}, \tilde{t}_R$ and h_u and $N_u = 0$ for other particles. Thus the soft SUSY breaking masses are of order $m_{\text{SUSY}} \sim F_\Phi \alpha / 4\pi$. Phenomenologically, F_Φ and the gravitino mass are required to be $\mathcal{O}(10^1 - 10^2 \text{TeV})$.

There is also the case of not including W_X in the superpotential. In this case, the soft masses take the identical values to $n = 3$ in eqs.(6)–(8), thus this model is often called the case of “ $n = 3$ ” and in this letter, we refer to this case as “ $n = 3$ ”. We note X is a flat direction and only lifted by the pure AMSB effect, but the scalar potential of X is not stabilized. There are some approaches to stabilize the potential by introducing a extra UV free gauge symmetry [18] or higher dimensional terms in the Kähler potential [20]. Then the VEV of X can be determined. For the sake of the generality of the model, we regard the VEV of X as a free parameter in the following.

We also note here the issue of the lightest superparticle (LSP). In the case of $n = 3$, the mass of the fermionic part of the singlet field, \tilde{X} , is approximately

$$M_{\tilde{X}} \simeq \frac{N_5 \lambda^2}{16\pi^4} \left[g_3^2 - \frac{5(5N_5 + 2)}{8} \lambda^2 \right] F_\Phi^\dagger, \quad (9)$$

where we assume $\lambda \equiv \lambda_Q \simeq \lambda_L \lesssim \mathcal{O}(1)$ and neglect $U(1)_Y$ and $SU(2)_L$ gauge couplings. One can see that the mass of \tilde{X} arises at the two-loop level and is much lighter than any other mass of the superparticle in the MSSM sector. Thus \tilde{X} becomes the LSP in this case. On the other hand, for $n \geq 4$, the mass of \tilde{X} is as heavy as $F_\Phi \sim \mathcal{O}(10^1 - 10^2 \text{TeV})$. In this case, we investigate which particle will be the LSP in the MSSM sector.

We summarize the parameters in the model. There are six parameters:

$$F_\Phi, \quad M_{\text{mess}}, \quad N_5, \quad n, \quad \tan \beta, \quad \text{sign}(\mu_H). \quad (10)$$

We fix these parameters at the messenger scale M_{mess} and solve one loop renormalization group equation from the messenger scale to the weak scale. Then we determine the magnitude of higgsino mass μ_H and Higgs mass parameter B by electroweak symmetry breaking (EWSB) conditions with the Higgs potential at one loop order.

Now we analyze the muon $g-2$ in the model. At the weak scale, we calculate the SUSY contribution to the muon $g-2$. The SUSY contribution consists of chargino-sneutrino and neutralino-smuon diagrams. With some approximations, the SUSY contribution is expressed as [9]

$$a_\mu (\text{SUSY}) = \frac{5\alpha_2}{48\pi} \frac{m_\mu^2}{m_{\text{SUSY}}^2} \text{sign}(M_2 \mu_H) \tan \beta, \quad (11)$$

where m_μ is the muon mass and m_{SUSY} is a typical mass of the superparticles in the loop diagrams. From this equation, we find some important features. First, the SUSY contribution to the muon $g-2$ is enhanced when $\tan \beta$ is large. Second, $a_\mu(\text{SUSY})$ decreases

as m_{SUSY} become heavier. Moreover, the recent E821 result suggests $\text{sign}(M_2\mu_H)$ to be positive.

Some experiments provide constraints on the model. In particular, the Higgs boson mass bound is severe. Generally, SUSY models predict not so large Higgs mass. Therefore the heavy stops or the large top trilinear coupling A_t are required [24] to satisfy the lower bound from the LEP II experiment [23]

$$m_h \geq 114.1 \text{ GeV} . \quad (12)$$

Since in the deflected AMSB model, the trilinear coupling is not so large, stops should be heavy. That is, F_Φ is required to be large. In particular, the model tends to predict relatively small gluino mass at the messenger scale. Consequently squarks do not receive large renormalization group corrections from gluino. Thus the Higgs mass bound requires the whole superparticles to be relatively heavy and hence the muon $g - 2$ tends to be suppressed. In the numerical analysis, we use the **FeynHiggsFast** package [25] to compute the lightest Higgs boson mass.

The muon $g - 2$ is enhanced by increasing $\tan\beta$. Then the constraint from the inclusive $b \rightarrow s\gamma$ decay becomes important. The experimental measured value of $\text{Br}(b \rightarrow s\gamma)$ is consistent with the SM prediction. On the other hand, SUSY contributions may significantly change the SM prediction of $\text{Br}(b \rightarrow s\gamma)$. The SUSY contribution to $\text{Br}(b \rightarrow s\gamma)$ mainly consists of charged Higgs-top and chargino-stop diagrams and they are enhanced for large $\tan\beta$. Thus when $\tan\beta$ is large, dominant parts of the SUSY contribution have to cancel each other. Such cancellation occurs when $\text{sign}(M_3\mu_H)$ is positive and this situation is naturally given by the deflected AMSB scenario. In this letter, we estimate the SM contribution according to Ref. [26]. As for the charged Higgs contribution, we use the next-to-leading order calculation [27]. The superparticle contributions are mostly computed at one loop order. To evaluate these contributions, we also take into account corrections in powers of $\tan\beta$, which are important for large $\tan\beta$ [28]. The calculated branching ratio should be compared with the recent measurement $\text{Br}(b \rightarrow s\gamma) = 3.41(0.36) \times 10^{-4}$ by Ref. [29]. Here we take a rather conservative range

$$2.0 \times 10^{-4} < \text{Br}(b \rightarrow s\gamma) < 4.5 \times 10^{-4} . \quad (13)$$

Finally, we impose the experimental bounds on the superparticles masses. The models which predict the large SUSY contribution to the muon $g - 2$ may contain some light superparticles. Thus negative searches of superparticle set lower bounds of the masses of superparticles and put constraints on the model. In our analysis we require that all charged superparticles are heavier than 100 GeV.

The results of numerical analysis are shown in Figs. 1–3. These are the case of $n = 3$. Here we determine F_Φ such that the Higgs boson mass becomes $m_h = 114.1 \text{ GeV}$ and plot the values of $a_\mu(\text{SUSY})$ with several values of $\tan\beta$. We consider $\tan\beta$ in the range $5 < \tan\beta < 50$ ^{#4}. We also change N_5 and M_{mess} . At first, we find that the SUSY

^{#4} Larger $\tan\beta$ actually makes the muon $g - 2$ larger, but too large $\tan\beta$ (*e.g.* > 50) makes the bottom Yukawa coupling blow up below the GUT scale.

contribution to the muon $g - 2$ become larger as the number of the messengers increases. This is because, for larger N_5 , gaugino masses become larger, that is, F_Φ becomes smaller with the fixed value of Higgs mass. Thus the SUSY contribution to the muon $g - 2$ is enhanced when N_5 increases. Secondly, larger messenger scale M_{mess} makes the muon $g - 2$ larger with N_5 fixed. This behavior is caused by the renormalization group effects, that is, if the messenger scale increases, the renormalization group effects make colored superparticles heavier compared to the uncolored ones. Thus, the muon $g - 2$ is enhanced as the messenger scale larger with the Higgs boson mass fixed. Finally, we can see that the deviation of the muon $g - 2$ favors large $\tan\beta$. This is because of the Higgs mass bound. From the results of the case of $n = 3$, the muon $g - 2$ reaches 1σ region of the deviation with $\tan\beta \gtrsim 20$.

The contours of constant $\tan\beta$ terminate at the dotted lines ^{#5} which show the bounds from the experimental constraints and the absence of the electroweak symmetry breaking. First, the negative search of the right-handed stau excludes the region of large N_5 and $\tan\beta$. This is because when N_5 becomes large, the sfermions becomes lighter (See Eq. (7)) and larger $\tan\beta$ drive the sfermion masses smaller by the renormalization group effects. Secondly, we notice that the region of small N_5 is excluded. In this region with small $\tan\beta$, the electroweak symmetry breaking does not occur. On the other hand, for large $\tan\beta$ the SUSY contribution to $b \rightarrow s\gamma$ becomes too large.

In Figs. 4–6, we consider the case of $n = 4$. Here the parameters except for n are the same as Figs. 1–3, respectively. We can understand these results by noting that n appears as the combination $N_5/(n-1)$ in the gaugino masses. That is, the results of $n = 4$ largely resemble the results with smaller N_5 in the case of $n = 3$. On the other hand, the sfermion masses depend on n and N_5 in the different way and they become smaller as n increases with gaugino masses fixed. This effect cannot be neglected for the uncolored superparticles. Thus, the muon $g - 2$ becomes larger with the Higgs boson mass almost fixed. As for $\text{Br}(b \rightarrow s\gamma)$, the constraint becomes severer because the mass hierarchy between colored and uncolored superparticles becomes larger. The large F_Φ regions also become to be excluded by the absence of the electroweak symmetry breaking.

The phenomenology of the deflected AMSB model depends sensitively on a choice of (N_5, n) . We can see that less messengers make almost all region be excluded by the tachyonic sleptons for fixed n . In fact for $n = 3$, more than 4 pairs of messengers are required. On the other hand, when n is increased with N_5 fixed, gauginos become lighter and sleptons tend to be tachyonic. Thus larger n requires larger number of messengers. However too many messengers make the gauge couplings blow up below the GUT scale [20]. Thus, the cases of $n \geq 5$ are not attractive.

Here we comment on the LSP. If we take $n = 4$, the fermionic part of the singlet field X is no longer the LSP. In fact, the mass of \tilde{X} is of order of gravitino and is much heavier than the MSSM particles. Thus we investigate the LSP in the MSSM sector. In the deflected AMSB model, uncolored superparticles tend to be lighter than colored ones. We can see

^{#5} Since the number of messengers is integer, the bounds become saw-like. But we draw the constant $\tan\beta$ lines for convenience.

that the right-handed stau or one of the higgsino-like neutralinos becomes the lightest. In the almost all region of Figs. 4–6, we found that the LSP is the stau and thus this region is cosmologically not favored if the stau is stable [30]. However, we do not take this result seriously because there is a possibility that some light particle, say the fermionic partner of the axion, exists. If we require the neutralino to be the LSP, very small parameter regions are allowed only when $N_5 = 9$ (in Figs. 5 and 6) or $N_5 = 10$ (in Fig. 6).

We should note here that our results depend on top quark mass m_t . The radiative correction to the lightest Higgs boson mass is sensitively enhanced for larger value of m_t . Therefore, the constraint from the Higgs mass becomes looser when m_t is larger. In the above analysis, we use $m_t = 174.3$ GeV. On the other hand, the study in the case $m_t = 179.4$ GeV gives the heavier Higgs mass about 2–3 GeV compared to the previous case of $m_t = 174.3$ GeV at the same values of M_{mess} and F_Φ . Thus the model is viable on the wider region with the SUSY contribution to the muon $g - 2$ large enough.

As a discussion, we touch on the case of negative n . In this case, the sign of the wino mass is the same as that of the gluino mass as the case of positive n . Furthermore the slepton mass squareds become positive with less messengers. The strongly interacting $SU(N_c)$ gauge sector makes n negative [31], where n is given by $n = -2/(N_c - 1)$. As a distinctive feature, the bino and the wino are much lighter than the gluino as opposite to the positive n case. Thus the mass hierarchy between colored and uncolored superparticles becomes large. Hence smaller $\tan\beta$ is required to enhance the muon $g - 2$ with the Higgs mass bound satisfied. Then the LSP almost becomes the bino-like neutralino.

In this letter, we studied the deflected AMSB scenario in the light of the recent result of the muon $g - 2$ from the Brookhaven E821 experiment. The recent result of the muon $g - 2$ suggests the deviation from the SM prediction, though the uncertainties of the SM prediction, especially from the leading hadronic contribution, have not been settled. The results of the muon $g - 2$ and $b \rightarrow s\gamma$ require $\text{sign}(M_2\mu_H)$ and $\text{sign}(M_3\mu_H)$ to be positive simultaneously. The deflected AMSB is the only known model in AMSB which provides this feature with avoiding additional CP violating phase naturally. By the detailed analysis, we found that in the deflected AMSB model, the SUSY contribution to the muon $g - 2$ becomes as large as $\mathcal{O}(10^{-9})$, which is sufficient for the 3σ deviation of the E821 result, with other experimental constraints satisfied. In particular, the Higgs mass puts a severe constraint on the model and large $\tan\beta$ is favored to enhance the muon $g - 2$.

Acknowledgment

The authors thank Takeo Moroi and Masahiro Yamaguchi for reading this manuscript carefully and useful comments.

References

- [1] G.W. Bennet *et al.* [Muon $g - 2$ Collaboration], arXiv:hep-ex/0208001.

- [2] A. Czarnecki and W. J. Marciano, *Nucl. Phys. Proc. Suppl.* **76** (1999) 245.
- [3] M. Davier and A. Höcker, *Phys. Lett.* **B435** (1998) 427.
- [4] S. Narison, *Phys. Lett.* **B513** (2001) 53.
- [5] J. F. De Trocóniz and F. J. Ynduráin, *Phys. Rev.* **D65** (2002) 093001.
- [6] M. Davier, S. Eidelman, A. Höcker and Z. Zhang, arXiv:hep-ph/0208177.
- [7] K. Hagiwara, A.D. Martin, D. Nomura and T. Teubner, arXiv:hep-ph/0209187.
- [8] M. Knecht, A. Nyffeler, M. Perrottet, and E. de Rafael, *Phys. Rev. Lett.* **88** (2002) 071802; M. Knecht and A. Nyffeler, *Phys. Rev.* **D65** (2002) 073034; M. Hayakawa and T. Kinoshita, hep-ph/0112102; J. Bijnens, E. Pallante, and J. Prades, *Nucl. Phys.* **B626** (2002) 410; I. Blokland, A. Czarnecki and K. Melnikov, *Phys. Rev. Lett.* **88** (2002) 071803.
- [9] J.L. Lopez, D.V. Nanopoulos and X. Wang, *Phys. Rev.* **D49** (1994) 366; U. Chattopadhyay and P. Nath, *Phys. Rev.* **D53** (1996) 1648; T. Moroi, *Phys. Rev.* **D53** (1996) 6565; Erratum-ibid, **D56** (1997) 4424.
- [10] J.L. Feng and K.T. Matchev, *Phys. Rev. Lett.* **86** (2001) 3480; L.L. Everett, G.L. Kane, S. Rigolin and L.-T. Wang, *Phys. Rev. Lett.* **86** (2001) 3484; E.A. Baltz and P. Gondolo, *Phys. Rev. Lett.* **86** (2001) 5004; U. Chattopadhyay and P. Nath, *Phys. Rev. Lett.* **86** (2001) 5854; S. Komine, T. Moroi and M. Yamaguchi, *Phys. Lett.* **B506** (2001) 93; *Phys. Lett.* **B507** (2001) 224; J. Hisano and K. Tobe, *Phys. Lett.* **B510** (2001) 197; J.R. Ellis, D.V. Nanopoulos and K.A. Olive, *Phys. Lett.* **B508** (2001) 65; R. Arnowitt, B. Dutta, B. Hu and Y. Santoso, *Phys. Lett.* **B505** (2001) 177; K. Choi, K. Hwang, S.K. Kang, K.Y. Lee and W.Y. Song, *Phys. Rev.* **D64** (2001) 055001; S.P. Martin and J.D. Wells, *Phys. Rev.* **D64** (2001) 035003; H. Baer, C. Balazs, J. Ferrandis and X. Tata, *Phys. Rev.* **D64** (2001) 035004; S. Baek, T. Goto, Y. Okada and K. Okumura, *Phys. Rev.* **D64** (2001) 095001; C.H. Chen and C.Q. Geng, *Phys. Lett.* **B511** (2001) 77; Z. Chacko and G.D. Kribs, *Phys. Rev.* **D64** (2001) 075015; T. Blazek and S.F. King, *Phys. Lett.* **B518** (2001) 109; G.-C. Cho and K. Hagiwara, *Phys. Lett.* **B514** (2001) 123; M. Byrne, C. Kolda and J.E. Lennon, hep-ph/0108122; S. Komine and M. Yamaguchi, *Phys. Rev.* **D65** (2002) 075013; M. Endo and T. Moroi, *Phys. Lett.* **B525** (2002) 121.
- [11] U. Chattopadhyay and P. Nath, hep-ph/0208012; M. Byrne, C. Kolda and J.E. Lennon, hep-ph/0208067; S. Baek, P. Ko and W.Y. Song, hep-ph/0208112.
- [12] G. Lopes Cardoso and B.A. Ovrut, *Nucl. Phys.* **B392** (1993) 315; G. Lopes Cardoso and B.A. Ovrut, *Nucl. Phys.* **B418** (1994) 535; G. Lopes Cardoso, D. Lüst and B.A. Ovrut, *Nucl. Phys.* **B436** (1995) 65.

- [13] L. Randall and R. Sundrum, *Nucl. Phys.* **B557** (1999) 79; G.F. Giudice, M.A. Luty, H. Murayama and R. Rattazzi, *JHEP* **9812** (1998) 027; J.A. Bagger, T. Moroi and E. Poppitz, *JHEP* **0004** (2000) 009.
- [14] T. Moroi and L. Randall, *Nucl. Phys.* **B570** (2000) 455.
- [15] L. Randall and R. Sundrum in Ref. [13].
- [16] Z. Chacko, M. A. Luty, I. Maksymyk and E. Ponton, *JHEP* **0004** (2000) 001; E. Katz, Y. Shadmi and Y. Shirman, *JHEP* **9908** (1999) 015; I. Jack and D. R. Jones, *Phys. Lett.* **B482** (2002) 167; B. C. Allanach and A. Dedes, *JHEP* **0006** (2000) 017; Z. Chacko, M. A. Luty, E. Ponton, Y. Shadmi and Y. Shirman, *Phys. Rev.* **D64** (2001) 055009, N. Arkani-Hamed, D. E. Kaplan, H. Murayama and Y. Nomura, *JHEP* **0102** (2001) 041;
- [17] A. Pomarol and R. Rattazzi, *JHEP* **9905** (1999) 013.
- [18] R. Rattazzi, A. Strumia and J.D. Wells, *Nucl. Phys.* **B576** (2000) 3.
- [19] J. Feng and T. Moroi, *Phys. Rev.* **D61** (2000) 095004; U. Chattopadhyay, D.K. Ghosh and S. Roy, *Phys. Rev.* **D62** (2000) 115001.
- [20] N. Abe, T. Moroi and M. Yamaguchi, *JHEP* **0201** (2002) 010.
- [21] A. Pomarol and R. Rattazzi, *JHEP* **9905** (1999) 013.
- [22] T. Gherghetta, G.F. Giudice and J.D. Wells, *Nucl. Phys.* **B559** (1999) 27.
- [23] R. Barate *et al.* [ALEPH Collaboration], *Phys. Lett.* **B495** (2000) 1; P. Abreu *et al.* [DELPHI Collaboration], *Phys. Lett.* **B499** (2001) 23; G. Abbiendi *et al.* [OPAL Collaboration], *Phys. Lett.* **B499** (2001) 38; P. Achard *et al.* [L3 Collaboration], *Phys. Lett.* **B517** (2001) 319.
- [24] Y. Okada, M. Yamaguchi and T. Yanagida, *Prog.Theor.Phys.* **85** (1991) 1; H.E. Haber and R. Hempfling, *Phys. Rev. Lett.* **66** (1991) 1815; J. Ellis, G. Ridolfi, and F. Zwirner, *Phys. Lett.* **B257** (1991) 83; **B262** (1991) 477.
- [25] S. Heinemeyer, W. Hollik and G. Weiglein, arXiv:hep-ph/0002213; M. Frank, S. Heinemeyer, W. Hollik and G. Weiglein, arXiv:hep-ph/0202166.
- [26] A. L. Kagan and M. Neubert, arXiv:hep-ph/9805303.
- [27] M. Ciuchini, G. Degrassi, P. Gambino and G. F. Giudice, *Nucl. Phys.* **B527** (1998) 21.
- [28] G. Degrassi, P. Gambino and G. F. Giudice, *JHEP* **0012** (2000) 009; M. Carena, D. Garcia, U. Nierste and C. E. Wagner, *Phys. Lett.* **B499** (2001) 141.

- [29] S. Chen *et al.* [CLEO Collaboration], *Phys. Rev. Lett.* **87** (2001) 251807; R. Barate *et al.* [ALEPH Collaboration], *Phys. Lett.* **B429** (1998) 169; K. Abe *et al.* [Belle Collaboration], *Phys. Lett.* **B511** (2001) 151; C. Jessop *et al.* [BaBar Collaboration], talk at ICHEP-02, Amsterdam, July, 2002.
- [30] A. Kudo and M. Yamaguchi, *Phys. Lett.* **B516** (2001) 151.
- [31] N. Okada, *Phys. Rev.* **D65** (2002) 115009.

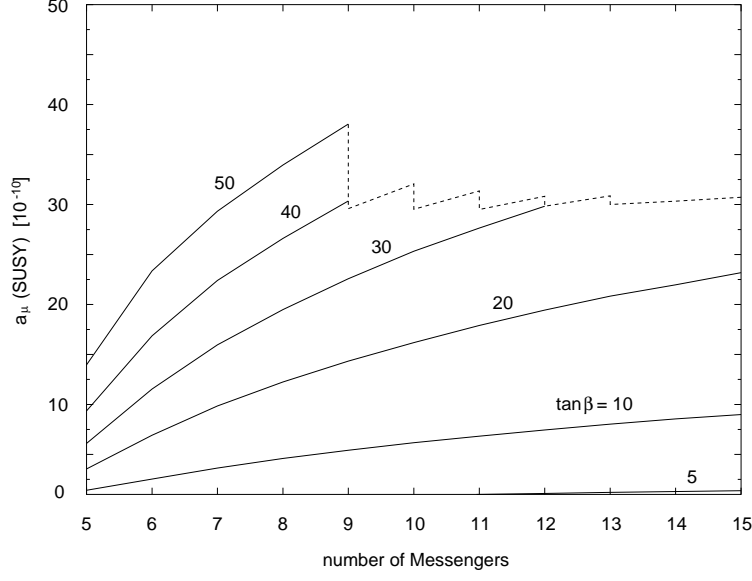


Figure 1: The SUSY contribution to the muon $g - 2$ ($a_\mu(\text{SUSY})$) at the Higgs boson mass $m_h = 114.1$ GeV against the number of the pairs of messengers in the deflected AMSB model. We take $n = 3$ and $M_{\text{mess}} = 10^{12}$ GeV. The lines terminate by the negative search of the stau for the large number of the messengers.

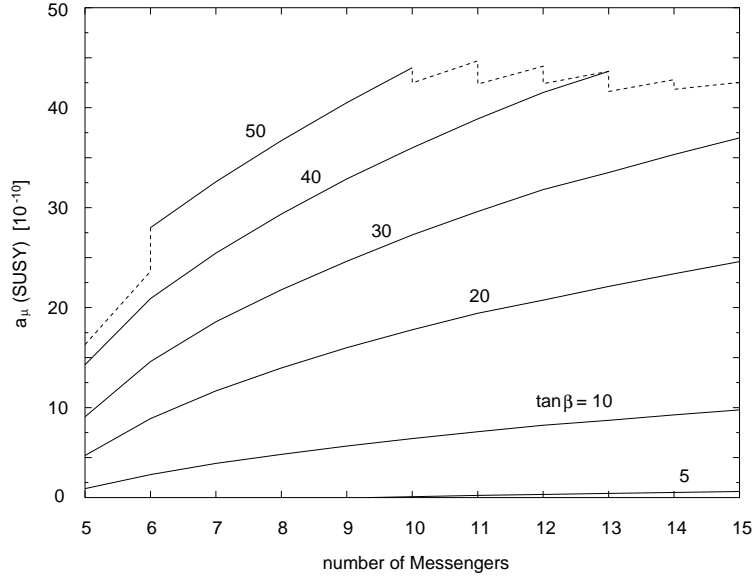


Figure 2: Same as Fig. 1 but the messenger scale $M_{\text{mess}} = 10^{14}$ GeV. The experimental bound from $b \rightarrow s\gamma$ excludes the small number of the messengers for large $\tan \beta$, and the lines terminate by the negative search of the stau at the large number of the messengers.

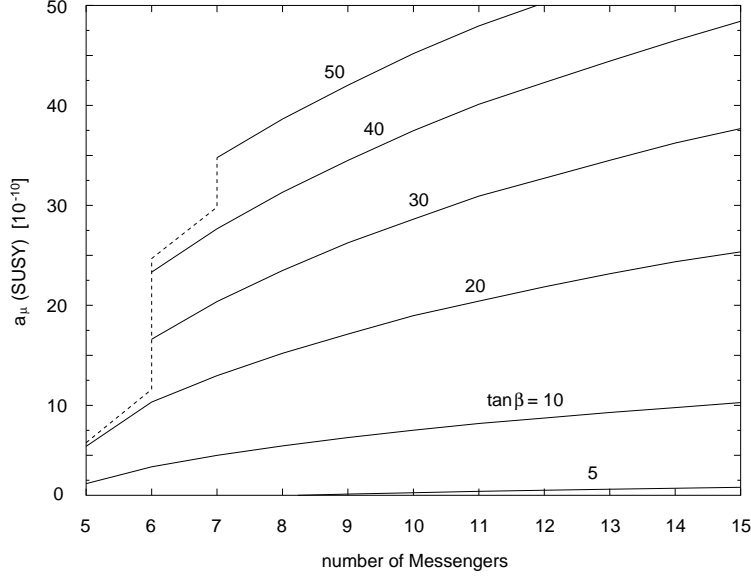


Figure 3: Same as Fig. 1 but the messenger scale $M_{\text{mess}} = 10^{16}$ GeV. The electroweak symmetry breaking does not occurs for the small number of the messengers and especially for large $\tan \beta$ the experimental bound from $b \rightarrow s\gamma$ excludes the small number of the messengers.

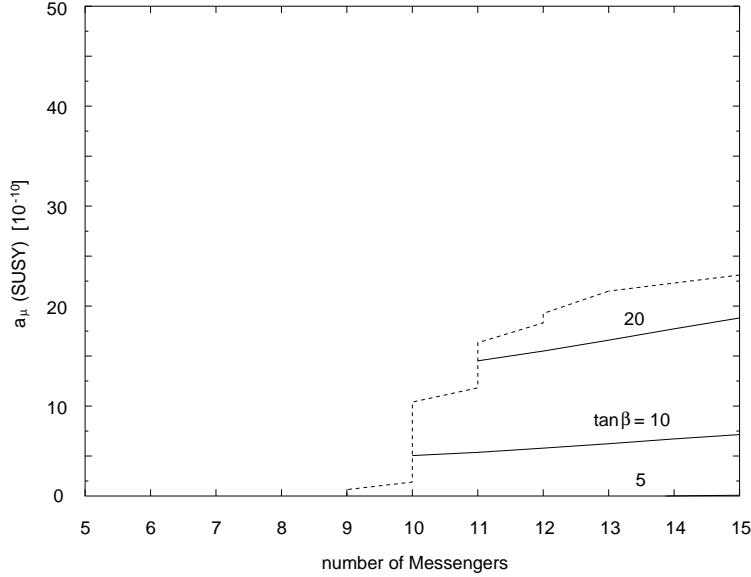


Figure 4: The SUSY contribution to the muon $g-2$ ($a_\mu(\text{SUSY})$) at the Higgs boson mass $m_h = 114.1$ GeV against the number of the pairs of messengers in the deflected AMSB model. We take $n = 4$ and $M_{\text{mess}} = 10^{12}$ GeV. The electroweak symmetry breaking does not occurs for the small number of the messengers and especially for large $\tan \beta$ the experimental bound from $b \rightarrow s\gamma$ excludes the small number of the messengers. The negative search of the stau also excludes the region of the large number of the messengers.

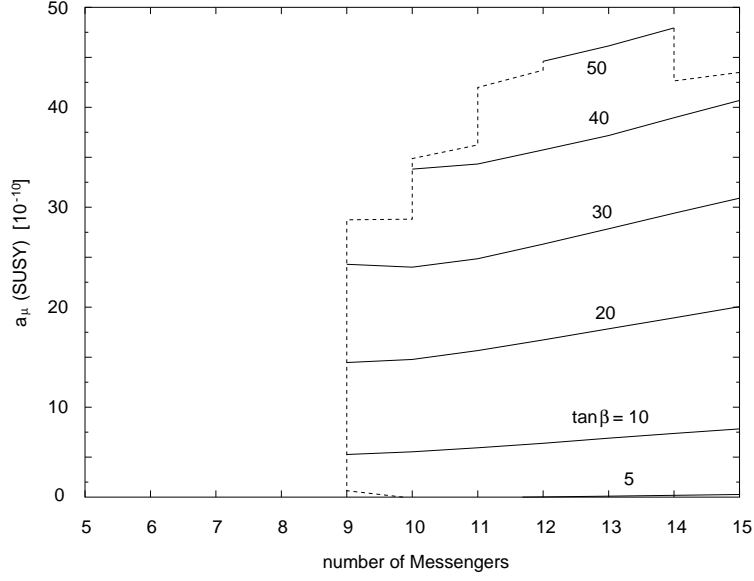


Figure 5: Same as Fig. 4 but the messenger scale $M_{\text{mess}} = 10^{14}$ GeV.

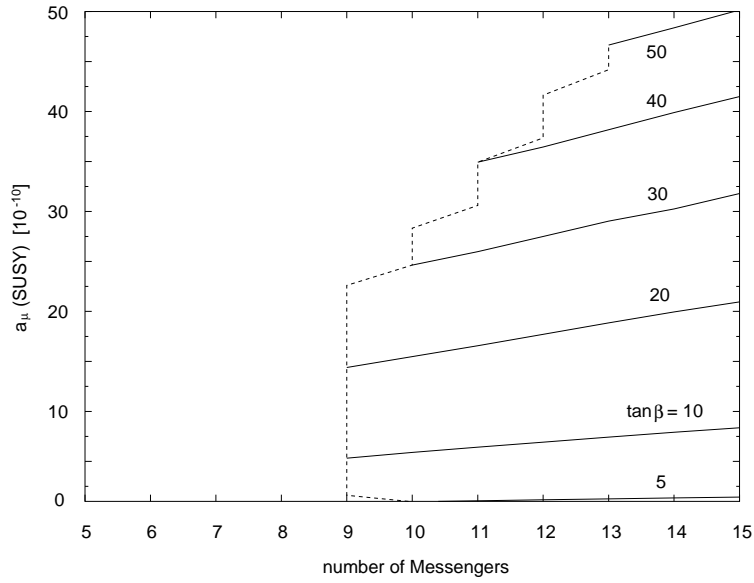


Figure 6: Same as Fig. 4 but the messenger scale $M_{\text{mess}} = 10^{16}$ GeV.