

Top mass determination and $\mathcal{O}(\alpha_S^5 m)$ correction to toponium $1S$ energy level

Y. Kiyo and Y. Sumino

*Department of Physics, Tohoku University
Sendai, 980-8578 Japan*

Abstract

Recently the full $\mathcal{O}(\alpha_S^5 m, \alpha_S^5 m \log \alpha_S)$ correction to the heavy quarkonium $1S$ energy level has been computed (except the a_3 -term in the QCD potential). We point out that the full correction (including the $\log \alpha_S$ -term) is approximated well by the large- β_0 approximation. Based on the assumption that this feature holds up to higher orders, we discuss why the top quark pole mass cannot be determined to better than $\mathcal{O}(\Lambda_{\text{QCD}})$ accuracy at a future e^+e^- collider, while the $\overline{\text{MS}}$ mass can be determined to about 40 MeV accuracy (provided the 4-loop $\overline{\text{MS}}$ -pole mass relation will be computed in due time).

Recently a large part of the $\mathcal{O}(\alpha_S^5 m)$ corrections [1, 2] to the energy spectrum of the heavy quarkonium $1S$ state has been calculated. Combining this with the previously known $\mathcal{O}(\alpha_S^5 m \log \alpha_S)$ corrections [3, 4] the only remaining piece to be computed in order to complete the $\mathcal{O}(\alpha_S^5 m)$ corrections is the non-logarithmic term (a_3) of the static QCD potential at 3-loop. Using a Padé estimate [5] of a_3 , Ref. [2] examined the scale dependences and the convergence properties of the bottomonium $1S$ and the (hypothetical) toponium $1S$ energy levels. The dependences of the energy levels on the value of a_3 are found to be rather weak. As for the toponium case, Ref. [2] concluded that the top quark pole mass can be extracted from the $1S$ energy level with a theoretical error of about 80 MeV. This estimate of the theoretical error on the top quark pole mass appears to be considerably smaller as compared to a previous common consensus that the pole mass has a theoretical uncertainty of order $\Lambda_{\text{QCD}} \sim 200\text{--}300$ MeV [6].

In this paper we discuss two issues. First we point out that the presently known $\mathcal{O}(\alpha_S^5 m)$ correction to the $1S$ energy level is approximated fairly well by its large- β_0 approximation (naive nonabelianization) [7]. We consider this fact to be quite non-trivial because of the following reason. We know that from $\mathcal{O}(\alpha_S^5 m)$ the ultrasoft scale starts to contribute to the energy level. Since it is a completely new type of contribution (as compared to the lower-order corrections), and since it is generally believed to give very large corrections [3, 4], we have expected that the large- β_0 approximation may well fail to be a good approximation at $\mathcal{O}(\alpha_S^5 m)$ in the energy level.

One may wonder that our point, that the large- β_0 approximation is good, is in contradiction to the conclusion of [2]: “We have found that the N³LO corrections are dominated neither by logarithmically enhanced $\alpha_S^3 \ln(\alpha_S)$ nor by the renormalon induced $\beta_0^3 \alpha_S^3$ terms and thus the full calculation of the correction is crucial for quantitative analysis.” In fact, there is no contradiction, because the definition of the “ $\beta_0^3 \alpha_S^3$ terms” in [2] differs from that of the usual large- β_0 approximation.* Nevertheless, we have to say that the above statement of [2] is quite misleading, since it does not address the difference between its $\beta_0^3 \alpha_S^3$ terms and the large- β_0 approximation, and since it is the large- β_0 approximation that is the empirically successful approximation and, therefore, the renormalon dominance picture has often been discussed in this context in the literature.

Secondly, we discuss an error estimate of the top quark pole mass based on the assumption that the large- β_0 approximation continues to be a good approximation up to higher orders. At the same time we discuss the accuracy with which the top quark $\overline{\text{MS}}$ mass can be extracted from the toponium $1S$ energy level.

The sum of the full $\mathcal{O}(\alpha_S^5 m)$ and $\mathcal{O}(\alpha_S^5 m \log \alpha_S)$ corrections to the energy level of the heavy quarkonium $1S$ state is given in Eqs. (6), (12) and (13) of [2]. The part unrelated to the lower-order corrections via the renormalization-group equation can be extracted by setting $L_\mu = \log[\mu/(C_F \alpha_S(\mu) m_{\text{pole}})] = 0$, which reads numerically

$$\delta E_1^{(3)} \Big|_{L_\mu=0} = -\frac{(C_F \alpha_S(\mu))^2}{4} m_{\text{pole}} \times \left(\frac{\alpha_S(\mu)}{\pi} \right)^3 c_3, \quad (1)$$

$$c_3 \simeq 7078.8 + 0.03125 a_3 - 1215.5 n_f + 69.451 n_f^2 - 1.2147 n_f^3 + 474.29 \log(\alpha_S(\mu)), \quad (2)$$

* For instance, the term proportional to $a_1 \beta_0^2$ is not included in the β_0^3 term of [2], whereas a part of $a_1 \beta_0^2$ is included in the large- β_0 approximation.

α_S	0.1	0.2	0.3
$c_3 \mid_{n_f=4}$	2354	2683	2875
$c_3 \mid_{n_f=5}$	1613	1942	2134
$c_3 \mid_{n_f=4, \log(\alpha_S) \rightarrow 0}$	3446	3446	3446
$c_3 \mid_{n_f=5, \log(\alpha_S) \rightarrow 0}$	2705	2705	2705
$c_3(\text{large-}\beta_0) \mid_{n_f=4}$	2456 (104%)	2456 (92%)	2456 (85%)
$c_3(\text{large-}\beta_0) \mid_{n_f=5}$	1913 (119%)	1913 (98%)	1913 (90%)

Table 1: Numerical values of c_3 and its large- β_0 results are shown for $\alpha_S = 0.1, 0.2, 0.3$ and $n_f = 4, 5$. For each $c_3(\text{large-}\beta_0)$, the ratio to the full result (c_3) is shown in the parentheses. The Padé estimate [5] of a_3 is used in Eq. (2) to obtain c_3 .

where $C_F = 4/3$ is a color factor.

In general, the large- β_0 approximation of a quantity, at a given order of perturbative expansion in α_S , is defined as follows: We first compute the leading order contribution in an expansion in $1/n_f$, where n_f is the number of light quark flavors, which comes from so-called bubble chain diagrams. Then we transform this large n_f result by a simplistic replacement $n_f \rightarrow n_f - 33/2 = -(3/2)\beta_0$. In many phenomenological applications the large- β_0 approximation turns out to be a good approximation of the full result for quantities which contain the leading renormalon, see e.g. [8, 9, 10, 11]. The corresponding correction to Eq. (2) in the large- β_0 approximation is given by [12, 13]

$$\begin{aligned}
c_3(\text{large-}\beta_0) &= \beta_0^3 \left(\frac{517}{864} + \frac{19\pi^2}{144} + \frac{11\zeta_3}{6} + \frac{\pi^4}{1440} - \frac{\pi^2\zeta_3}{8} + \frac{3\zeta_5}{2} \right) \\
&\simeq 5649.36 - 1027.16 n_f + 62.2519 n_f^2 - 1.25761 n_f^3.
\end{aligned} \tag{3}$$

In Table 1 we compare c_3 and $c_3(\text{large-}\beta_0)$ for values of n_f and α_S corresponding to the $\Upsilon(1S)$ and toponium $1S$ states. For a_3 , we used the Padé estimate [5] as well as the estimate based on the renormalon dominance picture [14]; c_3 differs by less than 3% when we use these estimates, for $n_f = 4, 5$.[†] We also varied a_3 by $\pm 100\%$ in Eq.(2) and find that c_3 changes by less than $\pm 10\%$ for $n_f = 4, 5$. As we can see from the table, the large- β_0 approximation turns out to lie between 85% and 120% of the full result in the relevant cases. We observe that the agreement becomes substantially worse if we remove the $\log \alpha_S$ term from the full result.

In Figs. 1a) and b), we show the renormalization scale (μ) dependences of the $1S$ energy level when we use the pole mass and the $\overline{\text{MS}}$ mass[‡], respectively, to express the energy level. We used the ϵ -expansion to cancel renormalons in the $\overline{\text{MS}}$ mass scheme; the relevant formulas are given in the Appendix. Fig. 1a) is essentially a reproduction of Fig. 2(b) of [2], by including the leading order curve in addition. From the fact, that the next-to-next-to-next-to-leading order (NNNLO) prediction becomes insensitive to the scale variation at $\mu \simeq 15$ GeV, and that

[†] The corresponding estimates of the three loop coefficient a_3 are given by $a_3(\text{Padé})/4^3 = 98, 60$, and $a_3(\text{Pineda})/4^3 = 72, 37$ for $n_f = 4, 5$, respectively [5, 14].

[‡] The pole- $\overline{\text{MS}}$ mass relation is known up to 3 loops presently. The 4-loop correction is replaced by its large- β_0 approximation in our analysis.

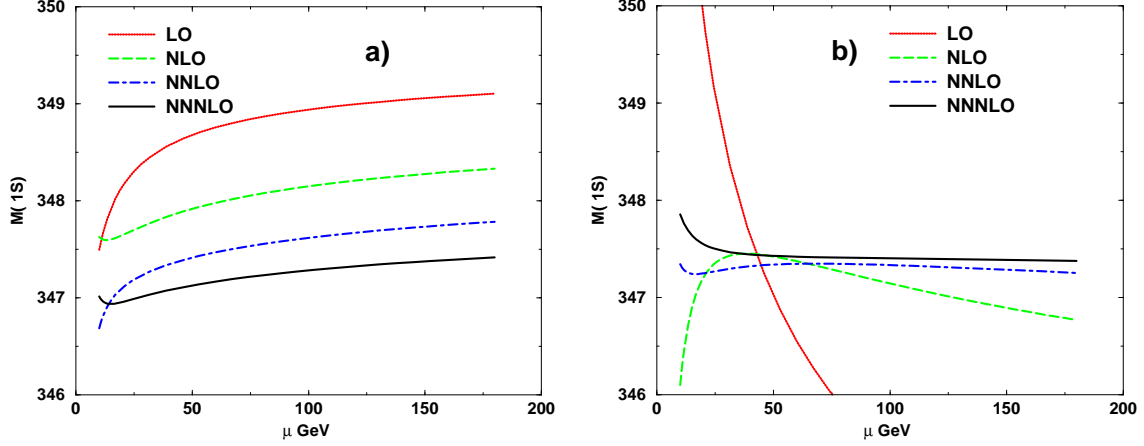


Figure 1: The renormalization scale dependences of the energy level of the vector toponium $1S$ state for a) the pole mass scheme and b) $\overline{\text{MS}}$ mass scheme, respectively. The solid curves are the NNNLO results, dotted, dashed and dot-dashed curves denote the LO, NLO and NNLO results, respectively.

the sum of the $\mathcal{O}(\alpha_S^5 m)$ and $\mathcal{O}(\alpha_S^5 m \log \alpha_S)$ corrections becomes small around this scale, [2] estimated a theoretical error of about 80 MeV for the top quark pole mass. In Fig. 1b), we see a good convergence behavior at $\mu \sim 50\text{--}80$ GeV. In Fig. 2 the vertical scale is magnified and the scale dependences of the energy levels at the NNNLO in both mass schemes are compared. We find a much better stability of the prediction in the $\overline{\text{MS}}$ mass scheme over a wide region $40 \text{ GeV} < \mu < 160 \text{ GeV}$. From this analysis, we consider the scale $\mu \sim 50\text{--}80$ GeV to be an optimal scale choice in the $\overline{\text{MS}}$ mass scheme. By varying μ between $30\text{--}160$ GeV, we estimate the theoretical error of the $\overline{\text{MS}}$ mass to be order 40 MeV at NNNLO if it is extracted from the $1S$ energy level. (We obtain an error of about 200 MeV if a similar estimate is applied for the pole mass.)

In the pole mass scheme, it is natural to choose the renormalization scale around the Bohr scale, $\mu \sim C_F \alpha_S m \sim 30$ GeV. This is because there is only one logarithm $\log(\mu/(C_F \alpha_S m))$ in the energy level, associated with the scale μ , and because this logarithm is minimized around the Bohr scale. On the other hand, in the $\overline{\text{MS}}$ mass scheme, two types of logarithms $\log(\mu/\overline{m})$ and $\log(\mu/(C_F \alpha_S \overline{m}))$ are included in the expression for the energy level ($\overline{m} = m_{\overline{\text{MS}}}(\mu)$ is the renormalization-group invariant $\overline{\text{MS}}$ mass); see Eqs. (13), (17) and (18).[§] Therefore, a natural scale, which minimizes the logarithmic contributions, lies between the Bohr scale and the hard scale, $C_F \alpha_S m < \mu < m$. This aspect of the renormalization scale, when the leading renormalon uncertainty is removed, has been discussed already for the bottomonium energy levels [15], and a further detailed study of the scale choice (in the context of the QCD potential) has been given in [16].

If we replace c_3 by $c_3(\text{large-}\beta_0)$, the corresponding figures to Figs. 1a,b) and 2 look very similar; these were shown in [17]. The main observations in the analysis in the large- β_0 approx-

[§] This stems from the fact that one needs to expand the pole mass and the binding energy in the same coupling constant $\alpha_S(\mu)$ in order to achieve the decoupling of infrared degrees of freedom at each order of the perturbative expansion.

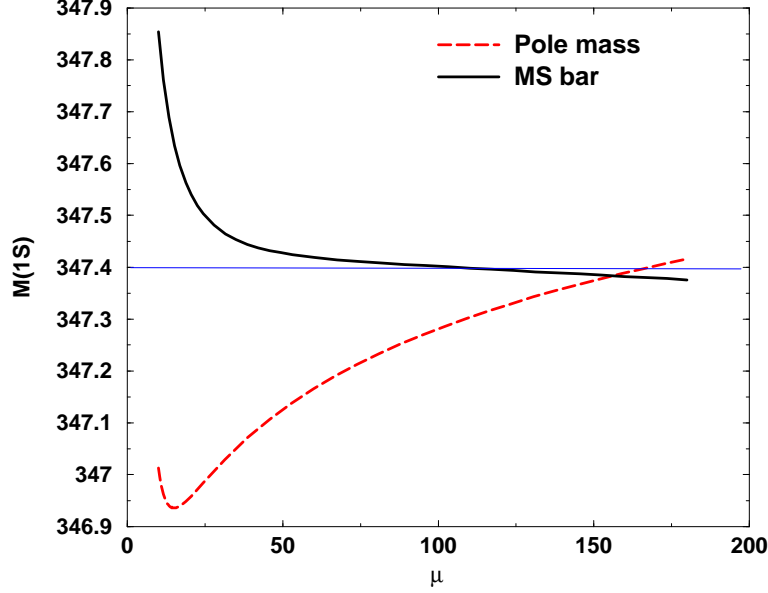


Figure 2: The $1S$ energy levels of the vector toponium state at NNNLO are plotted in the pole and $\overline{\text{MS}}$ schemes. A horizontal line, $M_{1S} = 347.4$ GeV, is drawn for a guide.

imation were as follows [12, 17]: (1) In the pole mass scheme, with any choice of the scale μ , the perturbative prediction of the $1S$ energy level is not stabilized to an accuracy better than $\mathcal{O}(\Lambda_{\text{QCD}})$. (2) In the $\overline{\text{MS}}$ mass scheme, one observes a good convergence of the perturbative series in the range $m\alpha_S < \mu < m$, as well as stability of the prediction in this range. Both of these observations still hold at the best of our present knowledge. It is intriguing whether these features will remain valid even when a_3 and the 4-loop relation between the pole and $\overline{\text{MS}}$ masses are computed fully in the future.

At this point, it appears puzzling why in [2] a rather small error was assigned to the top quark pole mass, since the validity of the large- β_0 approximation is known to lead to an $\mathcal{O}(\Lambda_{\text{QCD}})$ uncertainty of the pole mass. We note that the error estimate of [2] is practically based on the size of the $\mathcal{O}(\alpha_S^5 m)$ plus $\mathcal{O}(\alpha_S^5 m \log \alpha_S)$ corrections at $\mu \sim 15$ GeV. Let us recall the estimate of the uncertainty in the large- β_0 approximation (see e.g. [18]). Asymptotically the perturbative series of the $1S$ energy level, if expressed in the pole mass, behaves as

$$E_{1S}^{(n)} \sim \text{const.} \times \mu \alpha_S(\mu) \times \left\{ \frac{\beta_0 \alpha_S(\mu)}{2\pi} \right\}^n \times n! \quad \text{for } n \gg 1. \quad (4)$$

It becomes minimal at $n \approx n_* \equiv 2\pi/(\beta_0 \alpha_S(\mu))$. The size of the term scarcely changes within the range $n \in (n_* - \sqrt{n_*}, n_* + \sqrt{n_*})$; see Fig. 3. We may consider the uncertainty of this asymptotic series as the sum of the terms within this range, since we are not sure where to truncate the series within this range:

$$\delta E_{1S} \sim \left| \sum_{n=n_*-\sqrt{n_*}}^{n_*+\sqrt{n_*}} E_{1S}^{(n)} \right| \sim \Lambda_{\text{QCD}}. \quad (5)$$

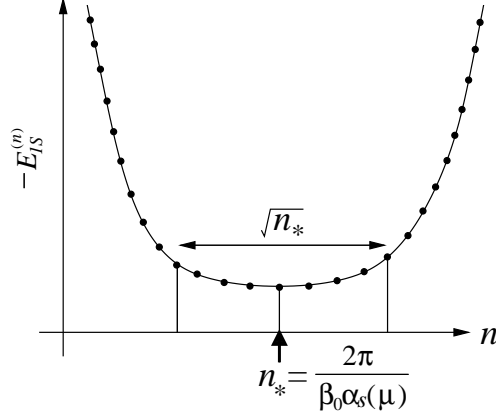


Figure 3: The graph showing schematically the asymptotic behavior of the n -th term of $-E_{1S}$ in the large- β_0 approximation for $n \gg 1$.

The μ -dependence vanishes in this sum, and this leads to the claimed uncertainty. This argument shows that when the relevant coupling constant $\alpha_s(\mu)$ is small (corresponding scale μ is large), n_* is large. Then each term of the series for $n \in (n_* - \sqrt{n_*}, n_* + \sqrt{n_*})$ can become considerably smaller than Λ_{QCD} .

According to this argument, the small size of the $\mathcal{O}(\alpha_s^5 m)$ plus $\mathcal{O}(\alpha_s^5 m \log \alpha_s)$ correction at a specific scale does not generally lead to an uncertainty considerably smaller than Λ_{QCD} . While an error estimate should necessarily be more or less subjective, as long as the large- β_0 approximation is valid, we should at least bear in mind how the theoretical uncertainty is estimated in this framework. Incidentally, based on the large- β_0 approximation, the $\overline{\text{MS}}$ mass extracted from the $1S$ energy level has an uncertainty of order $\Lambda_{\text{QCD}}^3 / (\alpha_s m_t)^2 \sim \Lambda_{\text{QCD}}^3 / \mu_{\text{opt}}^2 \sim 3\text{--}10$ MeV originating from the next-to-leading order renormalon contribution [19]. Thus, the above perturbative error of order 40 MeV is still significantly larger than this contribution.

To conclude, we observe a much more stable prediction of the toponium $1S$ energy level when we use the $\overline{\text{MS}}$ mass instead of the pole mass. In view of the good agreement of the large- β_0 approximation with the presently known corrections, we consider a theoretical uncertainty of the pole mass of order $\Lambda_{\text{QCD}} \sim 200\text{--}300$ MeV to be legitimate. On the other hand, based on the argument in [12], it is likely that the top quark $\overline{\text{MS}}$ mass can be extracted with an accuracy of order 40 MeV, once the 4-loop relation between the pole and $\overline{\text{MS}}$ mass is calculated. This number may be compared with the most recent estimate [20] of the experimental error (including some systematic errors) of 19 MeV in the determination of the top quark $1S$ mass, corresponding to a 3-parameter fit with an integrated luminosity of 300 fb^{-1} .

Acknowledgement

This work was completed through discussion during the Quarkonium Working Group Workshop held at CERN in Nov. 2002. We are grateful to those who participated in the discussion and

in particular to the organizers of this workshop. Y. K. was supported by the Japan Society for the Promotion of Science.

Appendix

In this appendix we list the formulas we use to convert the energy level of the quarkonium $1S$ state from the pole mass scheme to the $\overline{\text{MS}}$ mass scheme using the ε -expansion [21].

The energy of the quarkonium $1S$ state is given by

$$M_{1S} = 2m_{\text{pole}} + E_{1S}(m_{\text{pole}}, \alpha_S(\mu)) \quad (6)$$

as a function of m_{pole} and $\alpha_S(\mu) = \alpha_S^{(n_f)}(\mu)$ in the pole mass scheme, where n_f is the number of light quark flavors ($n_f = 4, 5$ for the bottomonium and toponium, respectively). Mass relation between the pole and $\overline{\text{MS}}$ masses is given by

$$m_{\text{pole}} = \overline{m} \left\{ 1 + d_0 \frac{\varepsilon \alpha_S(\overline{m})}{\pi} + d_1 \left(\frac{\varepsilon \alpha_S(\overline{m})}{\pi} \right)^2 + d_2 \left(\frac{\varepsilon \alpha_S(\overline{m})}{\pi} \right)^3 + d_3 \left(\frac{\varepsilon \alpha_S(\overline{m})}{\pi} \right)^4 + \mathcal{O}(\varepsilon^5) \right\}, \quad (7)$$

where $\varepsilon = 1$ is the expansion parameter in the ε -expansion, $\overline{m} \equiv m_{\overline{\text{MS}}}(\overline{m})$, $d_0 = 4/3$. The coefficients d_1 and d_2 are obtained from the 2-loop [22] and 3-loop [9] mass relations \P , respectively, by rewriting them in terms of the coupling of the theory with n_f flavors only. These are given by

$$\begin{aligned} d_1 &= \frac{307}{32} + \frac{\pi^2}{3} + \frac{\pi^2 \log 2}{9} - \frac{\zeta_3}{6} + n_f \left(-\frac{71}{144} - \frac{\pi^2}{18} \right) \\ &\simeq 13.4434 - 1.04137 n_f, \end{aligned} \quad (8)$$

$$\begin{aligned} d_2 &= \frac{8462917}{93312} + \frac{652841 \pi^2}{38880} - \frac{695 \pi^4}{7776} - \frac{575 \pi^2 \log 2}{162} \\ &\quad - \frac{22 \pi^2 \log^2 2}{81} - \frac{55 \log^4 2}{162} - \frac{220 \text{Li}_4(\frac{1}{2})}{27} + \frac{58 \zeta_3}{27} - \frac{1439 \pi^2 \zeta_3}{432} + \frac{1975 \zeta_5}{216} \\ &\quad + n_f \left(-\frac{231847}{23328} - \frac{991 \pi^2}{648} + \frac{61 \pi^4}{1944} - \frac{11 \pi^2 \log 2}{81} + \frac{2 \pi^2 \log^2 2}{81} + \frac{\log^4 2}{81} \right. \\ &\quad \left. + \frac{8 \text{Li}_4(\frac{1}{2})}{27} - \frac{241 \zeta_3}{72} \right) + n_f^2 \left(\frac{2353}{23328} + \frac{13 \pi^2}{324} + \frac{7 \zeta_3}{54} \right) \\ &\simeq 190.391 - 26.6551 n_f + 0.652691 n_f^2, \end{aligned} \quad (9)$$

with $\zeta_3 = 1.20206 \dots$, $\text{Li}_4(\frac{1}{2}) = 0.517479 \dots$. The third coefficient d_3 is not known exactly yet. In this paper we use its value in the large- β_0 approximation [7]:

$$\begin{aligned} d_3(\text{large-}\beta_0) &= \frac{\beta_0^3}{64} \left(\frac{42979}{5184} + \frac{89 \pi^2}{18} + \frac{71 \pi^4}{120} + \frac{317 \zeta_3}{12} \right) \\ &\simeq 3046.29 - 553.872 n_f + 33.568 n_f^2 - 0.678141 n_f^3. \end{aligned} \quad (10)$$

\P The same relation was obtained numerically before in [24] in a certain approximation.

To achieve the renormalon cancellation between $2m_{\text{pole}}$ and $E_{1S}(m_{\text{pole}}, \alpha_S(\mu))$ order by order in the ε -expansion, we must use the same coupling constant $\alpha_S(\mu)$ in the series expansions of $2m_{\text{pole}}$ and E_{1S} . Therefore, $\alpha_S(\overline{m})$ is re-expressed in terms of $\alpha_S(\mu)$ as

$$\alpha_S(\overline{m}) = \alpha_S(\mu) \left\{ 1 + \frac{\beta_0 \log\left(\frac{\mu}{\overline{m}}\right)}{2} \left(\frac{\varepsilon \alpha_S(\mu)}{\pi}\right) + \left(\frac{\beta_1 \log\left(\frac{\mu}{\overline{m}}\right)}{8} + \frac{\beta_0^2 \log^2\left(\frac{\mu}{\overline{m}}\right)}{4}\right) \left(\frac{\varepsilon \alpha_S(\mu)}{\pi}\right)^2 + \left(\frac{\beta_2 \log\left(\frac{\mu}{\overline{m}}\right)}{32} + \frac{5\beta_0 \beta_1 \log^2\left(\frac{\mu}{\overline{m}}\right)}{32} + \frac{\beta_0^3 \log^3\left(\frac{\mu}{\overline{m}}\right)}{8}\right) \left(\frac{\varepsilon \alpha_S(\mu)}{\pi}\right)^3 + \mathcal{O}(\varepsilon^4) \right\}, \quad (11)$$

using the coefficients of the QCD β -function:

$$\beta_0 = 11 - \frac{2n_f}{3}, \quad \beta_1 = 102 - \frac{38n_f}{3}, \quad \beta_2 = \frac{2857}{2} - \frac{5033n_f}{18} + \frac{325n_f^2}{54}. \quad (12)$$

Using Eqs. (7) and (11), we obtain the ε -expansion for m_{pole} in terms of $\alpha_S(\mu)$,

$$m_{\text{pole}} = \overline{m} \times \left(1 + \sum_{n=1}^4 \tilde{d}_{n-1}(l_\mu) \varepsilon^n \left(\frac{\alpha_S(\mu)}{\pi}\right)^n \right) + \mathcal{O}(\varepsilon^5), \quad (13)$$

where the coefficients $\tilde{d}_n(l_\mu)$ are functions of $l_\mu = \log(\mu/\overline{m})$ which enter via Eq. (11).

The binding energy $E_{1S}(m_{\text{pole}}, \alpha_S(\mu))$ is given by

$$E_{1S} = -\frac{4}{9} \alpha_S(\mu)^2 m_{\text{pole}} \sum_{n=0}^{\infty} \varepsilon^{n+1} \left(\frac{\alpha_S(\mu)}{\pi}\right)^n P_n(L_\mu), \quad (14)$$

where $L_\mu = \log[\mu/(C_F \alpha_S(\mu) m_{\text{pole}})]$, and $P_n(L_\mu)$ are given by

$$\begin{aligned} P_0(L_\mu) &= 1, & P_1(L_\mu) &= \beta_0 L_\mu + c_1, \\ P_2(L_\mu) &= \frac{3}{4} \beta_0^2 L_\mu^2 + \left(-\frac{1}{2} \beta_0^2 + \frac{1}{4} \beta_1 + \frac{3}{2} \beta_0 c_1\right) L_\mu + c_2, \\ P_3(L_\mu) &= \frac{1}{2} \beta_0^3 L_\mu^3 + \left(-\frac{7}{8} \beta_0^3 + \frac{7}{16} \beta_0 \beta_1 + \frac{3}{2} \beta_0^2 c_1\right) L_\mu^2 \\ &\quad + \left(\frac{1}{4} \beta_0^3 - \frac{1}{4} \beta_0 \beta_1 + \frac{1}{16} \beta_2 - \frac{3}{4} \beta_0^2 c_1 + \frac{3}{8} \beta_1 c_1 + 2\beta_0 c_2\right) L_\mu + c_3, \end{aligned} \quad (15)$$

with

$$\begin{aligned} c_1 &= \frac{97}{6} - \frac{11}{9} n_f, \\ c_2 &= \frac{1793}{12} + \frac{2917\pi^2}{216} - \frac{9\pi^4}{32} + \frac{275\zeta_3}{4} + \left(-\frac{1693}{72} - \frac{11\pi^2}{18} - \frac{19\zeta_3}{2}\right) n_f + \left(\frac{77}{108} + \frac{\pi^2}{54} + \frac{2\zeta_3}{9}\right) n_f^2. \end{aligned} \quad (16)$$

The terms which contain L_μ are determined by renormalization-group equation from lower order constants $c_{1,2}$. The $c_{1,2}$ are taken from [23], c_3 is given in Eq. (2). To obtain the ε -expansion in

the $\overline{\text{MS}}$ scheme, we re-express the pole mass in $E_{1S}(m_{\text{pole}}, \alpha_S(\mu))$ by \overline{m} and $\alpha_S(\mu)$ employing the mass relation Eq. (13), which gives

$$E_{1S} = -\frac{4}{9}\alpha_S(\mu)^2 \overline{m} \sum_{n=0}^3 \varepsilon^{n+1} \left(\frac{\alpha_S(\mu)}{\pi} \right)^n \tilde{P}_n(\tilde{L}_\mu, l_\mu) + \mathcal{O}(\varepsilon^5), \quad (17)$$

with $\tilde{L}_\mu = \log[\mu/(C_F \alpha_S(\mu) \overline{m})]$. Using the ε -expansions Eqs. (13) and (17), M_{1S} is rewritten as

$$\begin{aligned} M_{1S} &= 2\overline{m} \left(1 + \sum_{n=1}^4 \tilde{d}_{n-1}(l_\mu) \varepsilon^n \left(\frac{\alpha_S(\mu)}{\pi} \right)^n \right) - \frac{4}{9}\alpha_S(\mu)^2 \overline{m} \left(\sum_{n=0}^3 \varepsilon^{n+1} \left(\frac{\alpha_S(\mu)}{\pi} \right)^n \tilde{P}_n(\tilde{L}_\mu, l_\mu) \right) \\ &= 2\overline{m} \left[1 + \sum_{n=1}^4 \left(\tilde{d}_{n-1}(l_\mu) - \frac{2\pi\alpha_S(\mu)}{9} \tilde{P}_{n-1}(\tilde{L}_\mu, l_\mu) \right) \times \left(\frac{\varepsilon \alpha_S(\mu)}{\pi} \right)^n \right]. \end{aligned} \quad (18)$$

Setting the expansion parameter $\varepsilon = 1$ in the final expression, the n -th order correction to M_{1S} in the $\overline{\text{MS}}$ scheme is given by $2\overline{m} \times (\alpha_S(\mu)/\pi)^n \left[\tilde{d}_{n-1}(l_\mu) - (2\pi\alpha_S(\mu)/9) \tilde{P}_{n-1}(\tilde{L}_\mu, l_\mu) \right]$.

References

- [1] B. A. Kniehl, A. A. Penin, V. A. Smirnov and M. Steinhauser, *Nucl. Phys.* **B635**, 357 (2002).
- [2] A. A. Penin and M. Steinhauser, *Phys. Lett.* **B538**, 335 (2002).
- [3] N. Brambilla, A. Pineda, J. Soto and A. Vairo, *Phys. Lett.* **B470**, 215 (1999).
- [4] B. A. Kniehl and A. A. Penin, *Nucl. Phys.* **B577**, 197 (2000).
- [5] F. A. Chishtie and V. Elias, *Phys. Lett.* **B521**, 434 (2001).
- [6] A. Hoang, et al., *Eur. Phys. J. direct* **C3** (2000) 1.
- [7] M. Beneke and V. Braun, *Phys. Lett.* **B348**, 513 (1995).
- [8] M. Beneke, *Phys. Rept.* **317**, 1 (1999).
- [9] K. Melnikov and T. van Ritbergen, *Phys. Lett.* **B482**, 99 (2000).
- [10] D. J. Broadhurst and A. G. Grozin, *Phys. Rev.* **D52**, 4082 (1995).
- [11] C. N. Lovett-Turner and C.J. Maxwell, *Nucl. Phys.* **B452**, 188 (1995).
- [12] Y. Kiyo and Y. Sumino, *Phys. Lett.* **B496**, 83 (2000).
- [13] A. H. Hoang, hep-ph/0008102.
- [14] A. Pineda, *JHEP* **0106**, 022 (2001).

- [15] N. Brambilla, Y. Sumino and A. Vairo, *Phys. Lett.* **B513**, 381 (2001).
- [16] Y. Sumino, *Phys. Rev.* **D65**, 054003 (2002).
- [17] Y. Sumino, hep-ph/0101236; Y. Kiyo, hep-ph/0107209.
- [18] Y. Sumino, hep-ph/0004087.
- [19] U. Aglietti and Z. Ligeti, *Phys. Lett.* **B364**, 75 (1995).
- [20] M. Martinez and R. Miquel, hep-ph/0207315.
- [21] A. Hoang, Z. Ligeti and A. Manohar, *Phys. Rev. Lett.* **82**, 277 (1999);
Phys. Rev. **D59**, 074017 (1999).
- [22] N. Gray, D.J. Broadhurst and W. Grafe, K. Schilcher, *Z. Phys.* **C48**, 673 (1990).
- [23] A. Pineda and F. J. Ynduráin, *Phys. Rev.* **D58**, 094022 (1998).
- [24] K.G. Chetyrkin and M. Steinhauser, *Phys. Rev. Lett.* **83**, 4001 (1999);
K.G. Chetyrkin and, M. Steinhauser, *Nucl. Phys.* **B573**, 617 (2000).