

Correlation between LFV and muon $(g - 2)$ in MSSM

Xiao-Jun Bi

*Department of Physics, Tsinghua University, Beijing 100084, People's Republic of China**

(Dated: November 8, 2018)

We give a simultaneous analysis of $g_\mu - 2$ and lepton flavor violation within MSSM. Working on the interaction basis, we give direct relations between δa_μ and $\text{Br}(\tau \rightarrow \mu\gamma)$ induced by the supersymmetric particles. We find the SUSY parameter space to satisfy the $g_\mu - 2$ constraint can be considerably different from that given in case of no lepton flavor mixing in the soft SUSY breaking sector.

Recently, the Brookhaven E821 Collaboration announced their new experimental result on muon anomalous magnetic moment, $a_\mu = (g_\mu - 2)/2$, with improved statistics[1]. The present discrepancy between the standard model (SM) prediction and the measurement is $a_\mu^{\text{exp}} - a_\mu^{\text{SM}} = 26(10) \times 10^{-10}$.

In this work we study the SUSY contributions to a_μ in the case when considering the lepton flavor mixing in the soft SUSY breaking sector. Besides the numerical studies of lepton flavor mixing effects on a_μ , we give a thorough analysis of the correlation between the SUSY contributions to a_μ and to lepton flavor violation (LFV). We find that in this case the SUSY parameter space may be quite different from that without slepton mixing.

The effective Lagrangian related to a_μ and LFV is as follow:

$$\mathcal{L}_{eff} = e \frac{m_i}{2} \bar{l}_j \sigma_{\alpha\beta} F^{\alpha\beta} (A_L^{ij} P_L + A_R^{ij} P_R) l_i, \quad (1)$$

where $i(j)$ denotes the initial (final) lepton flavor. The a_μ is given by

$$a_\mu = m_\mu^2 (A_L^{22} + A_R^{22}), \quad (2)$$

while the branching ratio of $\tau \rightarrow \mu\gamma$ is given by

$$\text{Br}(\tau \rightarrow \mu\gamma) = \frac{\alpha_{em}}{4} m_\tau^5 (|A_L^{23}|^2 + |A_R^{23}|^2) / \Gamma_\tau, \quad (3)$$

with Γ_τ being the tau decay width. We can see that the expressions for δa_μ and $\tau \rightarrow \mu\gamma$ are closed related.

The SUSY contribution to the form factors A_L and A_R is given by the photon-penguin diagrams via exchanging (i) chargino-sneutrino and (ii) neutralino-slepton as shown in FIG. 1. The analytic expressions for δa_μ can be found in Ref. [2]. These expressions are given in the mass eigenstates of the SUSY particles. It is suitable to do numerical calculations on this basis. However, to analyze the physical effects, it is more convenient to work on the *interaction basis*, which is defined as the basis where the lepton mass matrix and the gauge coupling vertices are diagonal. On this basis the Feynman diagrams are more complicated than those in FIG. 1.

On this basis the sneutrino and slepton mass matrices are generally not diagonal. They can be written in a general form as

$$M_\nu^2 = Z_L m_L^2 Z_L^\dagger, \quad (4)$$

and

$$M_l^2 = \begin{pmatrix} Z_L m_L^2 Z_L^\dagger & -m_l(\mu \tan \beta + A_l^*) \\ -m_l(\mu^* \tan \beta + A_l) & Z_R m_R^2 Z_R^\dagger \end{pmatrix}, \quad (5)$$

where Z_L and Z_R are the left- and right-handed mixing matrices. In this work we consider the mixing between the second and the third generations. Thus, Z_L and m_L^2 are given by (similar for right-handed parameters)

$$Z_L = \begin{pmatrix} \cos \theta_L & \sin \theta_L \\ -\sin \theta_L & \cos \theta_L \end{pmatrix} \quad \text{and} \quad m_L^2 = \begin{pmatrix} m_2^2 & \\ & m_3^2 \end{pmatrix}. \quad (6)$$

*Email: bixj@mail.tsinghua.edu.cn

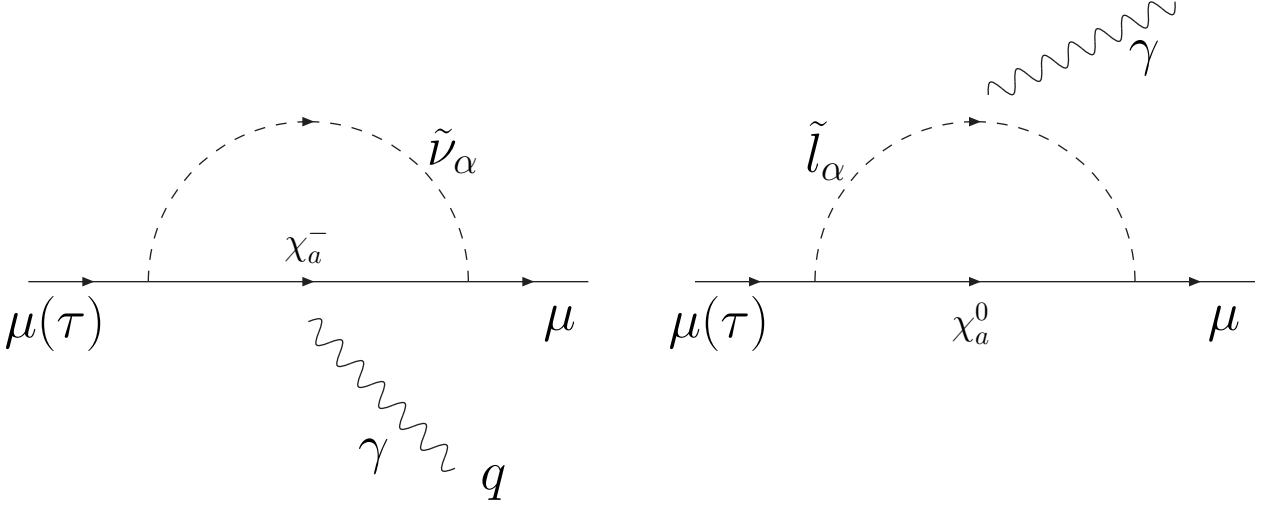


FIG. 1: Feynman diagrams of the one-loop SUSY contribution to a_μ (and the process $\tau \rightarrow \mu\gamma$) via the exchange of a chargino (left) and via a neutralino (right).

Since on this basis all the interaction vertices are diagonal, the LFV effects are transferred to the propagators of sleptons and sneutrinos. The propagator of a scalar is $\frac{i}{p^2 - M^2}$. In our case with $p^2 \ll M^2$, the slepton and sneutrino propagators can be approximately given by the inverse of the corresponding mass matrices. It is easy to get

$$(M_\nu^2)^{-1} = \begin{pmatrix} \frac{c_L^2}{m_2^2} + \frac{s_L^2}{m_3^2} & c_L s_L \frac{m_2^2 - m_3^2}{m_2^2 m_3^2} \\ c_L s_L \frac{m_2^2 - m_3^2}{m_2^2 m_3^2} & \frac{s_L^2}{m_2^2} + \frac{c_L^2}{m_3^2} \end{pmatrix}. \quad (7)$$

δa_μ is related to the propagator of $\tilde{\nu}_\mu - \tilde{\nu}_\mu$, which is noted as $P(\tilde{\nu}_\mu - \tilde{\nu}_\mu) = \frac{c_L^2}{m_2^2} + \frac{s_L^2}{m_3^2}$, while $\tau \rightarrow \mu\gamma$ is related to the propagator of $\tilde{\nu}_\tau - \tilde{\nu}_\mu$, which is $P(\tilde{\nu}_\tau - \tilde{\nu}_\mu) = \frac{1}{2} \sin 2\theta_L \frac{m_2^2 - m_3^2}{m_2^2 m_3^2}$.

We consider the following two limit cases:

$$P(\tilde{\nu}_\mu - \tilde{\nu}_\mu) \rightarrow \begin{cases} m_2^2 \approx m_3^2 \approx m^2, & \frac{1}{m^2} \\ m_2^2 \gg m_3^2, & \frac{s_L^2}{m_3^2} \end{cases}, \quad (8)$$

while

$$P(\tilde{\nu}_\tau - \tilde{\nu}_\mu) \rightarrow \begin{cases} m_2^2 \approx m_3^2, & \sim 0 \\ m_2^2 \gg m_3^2, & \frac{1}{2} \sin 2\theta_L \frac{1}{m_3^2} \end{cases}. \quad (9)$$

In the first case with $m_2^2 \approx m_3^2$, we can see that δa_μ does not depend on the mixing angle θ_L while $\text{Br}(\tau \rightarrow \mu\gamma)$ tends to zero. Thus models with gravity or gauge mediated supersymmetry breaking may predict that δa_μ has nothing to do with the mixing angle θ_L while $\text{Br}(\tau \rightarrow \mu\gamma)$ should be very small[2]. Thus the first case is actually the same as the case of no lepton flavor mixing in the soft sector. The second case leads us to the effective SUSY scenario[3], where the first two generations' sfermions are as heavy as about 20TeV . In this work we mainly consider the latter case. In this case the two quantities are closely correlated.

The propagator of slepton are approximately given by

$$(M_l^2)^{-1} \approx \begin{pmatrix} A & C \\ C & B \end{pmatrix}, \quad (10)$$

with

$$A \approx (M_\nu^2)^{-1}, \quad B \approx A(\theta_L \rightarrow \theta_R) \quad (11)$$

and

$$C \approx m_\tau \mu \tan \beta \frac{m_2^2 - m_3^2}{m_2^2 m_3^2} \cdot \begin{bmatrix} \frac{1}{4} \sin 2\theta_L \sin 2\theta_R \frac{m_2^2 - m_3^2}{m_2^2 m_3^2} & \frac{1}{2} \sin 2\theta_L \left(\frac{s_R^2}{m_2^2} + \frac{c_R^2}{m_3^2} \right) \\ \frac{1}{2} \sin 2\theta_R \left(\frac{s_L^2}{m_2^2} + \frac{c_L^2}{m_3^2} \right) & \left(\frac{s_L^2}{m_2^2} + \frac{c_L^2}{m_3^2} \right) \left(\frac{s_R^2}{m_2^2} + \frac{c_R^2}{m_3^2} \right) \end{bmatrix}. \quad (12)$$

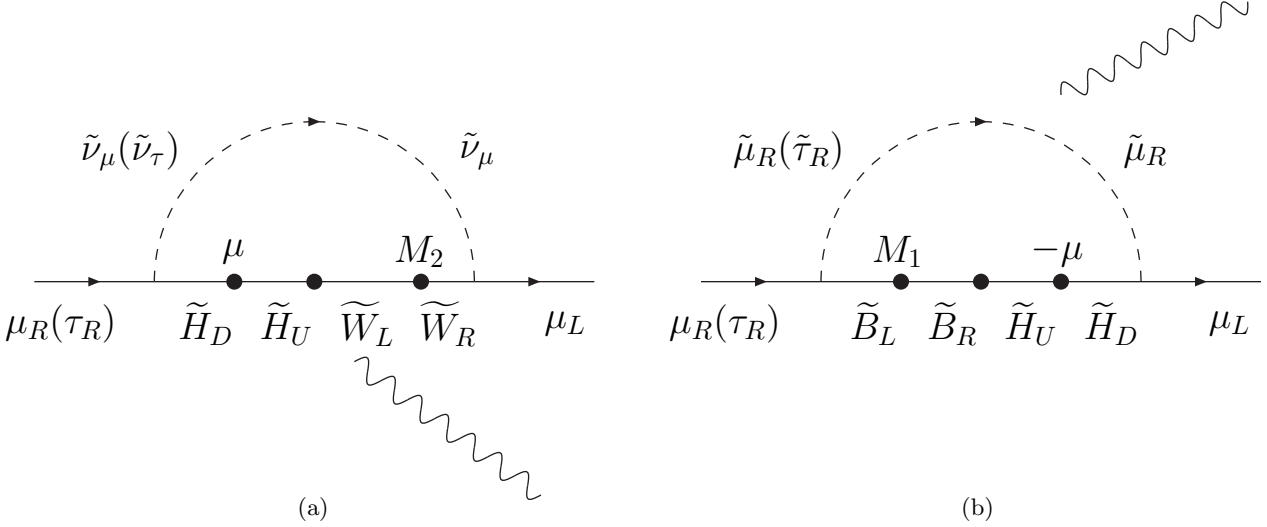


FIG. 2: Feynman diagram which gives the dominant contribution to δa_μ (and to the process $\tau \rightarrow \mu\gamma$) in case of (a) only left-handed slepton mixing and (b) only right-handed mixing. The black dots in the fermion line are mass insertions.

In matrix C we have omitted the terms proportional to m_μ . From the above expressions we know the propagator of $\tilde{\mu}_L - \tilde{\mu}_R$ is the same as that of $\tilde{\nu}_\mu - \tilde{\nu}_\tau$. The most interesting result is the propagator of $\tilde{\mu}_L - \tilde{\mu}_R$, given by

$$P(\tilde{\mu}_L - \tilde{\mu}_R) = \frac{1}{4} m_\tau \mu \tan \beta \sin 2\theta_L \sin 2\theta_R \left(\frac{m_2^2 - m_3^2}{m_2^2 m_3^2} \right)^2, \quad (13)$$

which has an m_τ enhancement. This term may dominate over others if both the left- and right-handed mixing angles are large.

δa_μ with only left-handed mixing

When there is only left-handed mixing, the most important contribution to δa_μ and $\text{Br}(\tau \rightarrow \mu\gamma)$ comes from the diagram in FIG. 2(a), given on the interaction basis. From this diagram we can directly read that

$$A_R^{23}(c) = \frac{1}{2} \delta a_\mu^{(c)} / m_\mu^2 \frac{Z_L^{33}}{Z_L^{23}}. \quad (14)$$

Then we have, assuming $\theta_L = \pi/4$, that

$$\begin{aligned} \text{Br}(\tau \rightarrow \mu\gamma) &\approx \frac{\alpha_{em}}{4} m_\tau^5 |A_R^{23}(c)|^2 / \Gamma_\tau \\ &\approx 2.9 \times 10^{13} |\delta a_\mu|^2. \end{aligned} \quad (15)$$

From the present upper limit of $\text{Br}(\tau \rightarrow \mu\gamma) < 10^{-6}$, we get that

$$\delta a_\mu < 1.9 \times 10^{-10}, \quad \text{in case of } \theta_R = 0. \quad (16)$$

From this diagram we also have the conclusion that

$$\mu M_2 > 0, \quad \text{in case of } \theta_R = 0 \quad (17)$$

to give positive contribution to δa_μ . The same diagram gives the dominant contribution to δa_μ in the case of no lepton flavor mixing. Thus the same conclusion of the sign of μ is given in that case.

δa_μ with only right-handed mixing

In case of only right-handed mixing, the chargino-sneutrino diagram gives no contribution to δa_μ . The most important contribution to δa_μ and $\text{Br}(\tau \rightarrow \mu\gamma)$ comes from the diagram in FIG. 2(b), given on the interaction basis.

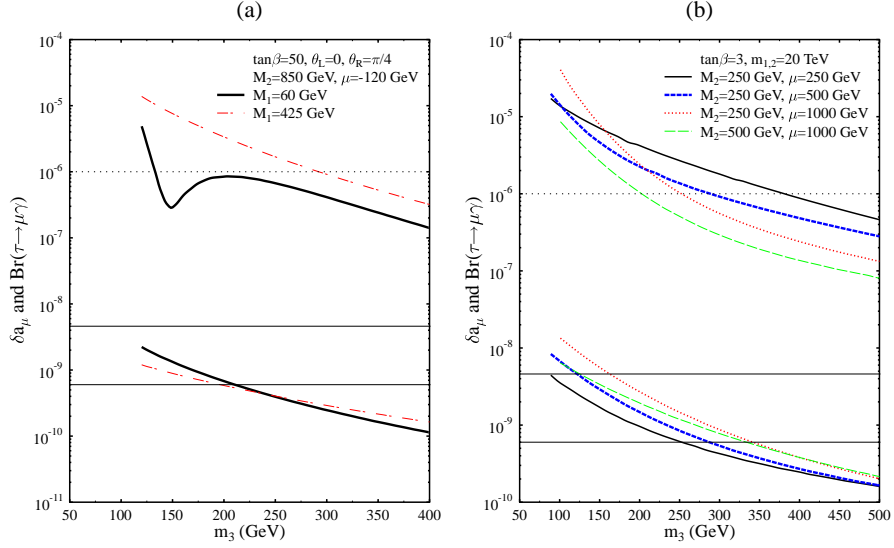


FIG. 3: δa_μ and $\text{Br}(\tau \rightarrow \mu\gamma)$ as functions of m_3 in case of (a) $\theta_L = 0, \theta_R = \pi/4$ and (b) $\theta_L = \pi/4, \theta_R = \pi/4$. The horizontal lines represent the E821 $\pm 2\sigma$ bounds (solid) and the upper limit of $\text{Br}(\tau \rightarrow \mu\gamma)$ (dotted).

If we ignore the mixing between the left- and right-handed sleptons, Z_R is approximately the slepton mixing matrix. From FIG. 2(b) we then have

$$A_R^{23}(n) \approx \frac{1}{2} \frac{\delta a_\mu^{(n)}}{m_\mu^2} \left(\frac{m_\mu}{m_\tau} \right) \frac{Z_R^{33}}{Z_R^{23}}. \quad (18)$$

Then we have, assuming $\theta_R = \pi/4$, that

$$\begin{aligned} \text{Br}(\tau \rightarrow \mu\gamma) &\approx \frac{\alpha_{em}}{4} m_\tau^5 |A_R^{23}(n)|^2 / \Gamma_\tau \\ &\approx 1. \times 10^{11} |\delta a_\mu|^2. \end{aligned} \quad (19)$$

From the present upper limit of $\text{Br}(\tau \rightarrow \mu\gamma) < 10^{-6}$, we get that

$$\delta a_\mu < 32 \times 10^{-10}, \quad \text{in case of } \theta_L = 0. \quad (20)$$

This upper bound is much larger than that in case of only left-handed mixing. It is obvious that the factor $\frac{m_\mu}{m_\tau}$ in Eq. (18), which greatly suppresses $\text{Br}(\tau \rightarrow \mu\gamma)$, helps to increase the bound. This factor comes from the Yukawa vertex on the right, where the Higgsino component \tilde{H}_D has to be associated with the muon line since there is only right-handed mixing in the slepton sector. However, in FIG. 2(a), where the charged Higgsino component \tilde{H}_D is associated with the tau line, no such factor helps to suppress $\text{Br}(\tau \rightarrow \mu\gamma)$.

Another interesting point is that the mass insertion for the neutral component of $\tilde{H}_U \tilde{H}_D$ is $-\mu$, while it is μ for the same term of the charged component. Thus we have

$$\mu M_1 < 0, \quad \text{in case of } \theta_L = 0 \quad (21)$$

to give positive contribution to δa_μ . This means that if we set M_1 and M_2 have same sign, which is well motivated theoretically, μ should be negative in this case.

Since we ignore the left-right mixing between the sleptons, the naive bound we get should be examined numerically. In FIG. 3(a) we show the numerical results in this case. If we adopt the GUT motivated relation $M_1 = \frac{5}{3} \frac{\alpha_1}{\alpha_2} M_2 \approx 0.5 M_2$ we have $\delta a_\mu < 3. \times 10^{-3}$ to satisfy the $\text{Br}(\tau \rightarrow \mu\gamma)$ bound. However, if we relax the above relation and fix $M_1 = 60 \text{ GeV}$, δa_μ can be as large as $\sim 17 \times 10^{-10}$ without violating the bound of $\text{Br}(\tau \rightarrow \mu\gamma)$.

δa_μ with both left- and right-handed mixing

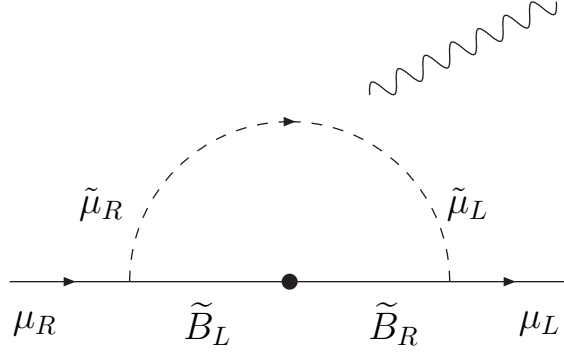


FIG. 4: Feynman diagram which gives the dominant contribution to δa_μ in the case that both the left- and right-handed slepton mixing are large.

In this case we have derived that there is an m_τ enhancement in the propagator $\tilde{\mu}_L - \tilde{\mu}_R$. The enhancement leads to that the diagram in FIG. 4 may give dominant contribution to δa_μ if both θ_L and θ_R are large. However, it seems that there is no obvious term which give dominant contribution to $\text{Br}(\tau \rightarrow \mu\gamma)$. If m_3 is small, FIG. 4 with μ_R replaced by τ_R may dominates other terms. In this case we get a similar limit as that given in the case with only right-handed mixing,

$$\delta a_\mu < 32 \times 10^{-10} \quad \text{in case of no } \theta = 0 \quad . \quad (22)$$

However, this bound is very loose because in large parameter space the contribution to $\text{Br}(\tau \rightarrow \mu\gamma)$ by exchanging χ^- is more important than that by exchanging χ^0 . We have to study this case numerically.

FIG. 3(b) displays δa_μ and $\text{Br}(\tau \rightarrow \mu\gamma)$ with $\theta_L = \theta_R = \pi/4$. If M_2 and μ are both large, there is a large region which can accommodate δa_μ and $\text{Br}(\tau \rightarrow \mu\gamma)$ simultaneously. As μ becomes large, $\text{Br}(\tau \rightarrow \mu\gamma)$ decreases while δa_μ increases. This is understood that large μ enhances the propagator of $P(\tilde{\mu}_L - \tilde{\mu}_R)$ and leads to large chargino mass, which decreases $\text{Br}(\tau \rightarrow \mu\gamma)$.

In summary, when both the left- and right-handed slepton mixing is large, SUSY can enhance δa_μ to within the $E821 \pm 2\sigma$ bounds in a large parameter space through the slepton mixing between the second and the third generations. In this case small $\tan\beta$ is slightly favored. Higgsino mass parameter μ can be either positive or negative depending on the relative sign between θ_L and θ_R . δa_μ can reach up to $\sim 20 \times 10^{-10}$ even keeping the relation $M_1 \approx 0.5M_2$, which means bino is not necessarily kept very light.

Acknowledgments

This work is supported by the National Natural Science Foundation of China under the grand No. 10105004.

-
- [1] G. W.Bennet et al., Muon g-2 Collaboration, arXiv:hep-ex/0208001.
 - [2] X. J. Bi and Y. B. Dai, Phys. Rev. D **66**, 076006 (2002), arXiv: hep-ph/0112077.
 - [3] M. Dine, A. Kagan and S. Samuel, Phys. Lett. **B243**, 250 (1990) .