

Determination of weak phases α_2 and α_3 from $B \rightarrow \pi^0 \pi^0$; K in the pQCD method

Yong-Yeon Keum

EKEN Lab. Department of Physics
Nagoya University, Nagoya 464-8602 Japan

DPNU-02-28
hep-ph/0209002

Abstract

We look at methods to determine the weak phases α_2 and α_3 from $B \rightarrow \pi^0 \pi^0$ and K decays within the perturbative QCD approach. We obtain quite interesting bounds on α_2 and α_3 from experimental measurement in B-factory: $55^\circ < \alpha_2 < 100^\circ$ and $51^\circ < \alpha_3 < 129^\circ$. Specially we predict the possibility of large direct CP violation effect in $B^0 \rightarrow \pi^+ \pi^-$ (23–7%) decay.

1 INTRODUCTION

One of the most exciting aspect of present high energy physics is the exploration of CP violation in B-meson decays, allowing us to overconstrain both sides and the three weak phases $\alpha_1 (= \arg V_{ub} V_{td}^*)$, $\alpha_2 (= \arg V_{ub} V_{ub}^*)$ and $\alpha_3 (= \arg V_{td} V_{td}^*)$ of the unitarity triangle of the Cabibbo-Kobayashi-Maskawa (CKM) matrix [1] and to check the possibility of New Physics.

Beside the “gold-plated” mode $B_d \rightarrow \pi^+ \pi^-$ [2] which allow us to determine α_1 without any hadron uncertainty, recently measured by BaBar and Belle collaborations[3]. There are many interesting channels with which we may achieve this goal by the determination of α_2 and α_3 [4].

In this letter, we focus on the $B \rightarrow \pi^0 \pi^0$ and K processes, providing promising strategies to determine the weak phases of α_2 and α_3 , by using the perturbative QCD method.

The perturbative QCD method (pQCD) has a successful predictive power in exclusive 2 body B-meson decays, specially in charmless B-meson decay processes[5]. By introducing parton transverse momenta k_\perp , we can generate naturally the sudakov suppression effect due to resummation of large double logarithms $\exp[-\frac{s_{CF}}{4} \ln^2(\frac{Q^2}{k_\perp^2})]$, which suppress the long-distance contributions in the small k_\perp region and give a sizable average $\langle k_\perp^2 \rangle \sim M_B^2$. This can resolve the end point singularity problem and allow the applicability of pQCD to exclusive decays. We found that almost all of the contribution to the exclusive matrix elements come from the integration region where $s_{\text{eff}} < 0.3$ and the perturbative treatment can be justified.

In the pQCD approach, we can predict the contribution of non-factorizable term and annihilation diagram on the same footing as factorizable one. A folklore for annihilation contributions is that they are negligible compare to W-emission ones due to helicity suppression. However the operators $O_{5,6}$ with helicity structure $(S - P)(S + P)$ are not suppressed and give dominant imaginary values, which is the main source of strong phase in the pQCD approach. So we have a large direct CP violation in $B \rightarrow \pi^0 \pi^0$; K , since large strong phase comes from the factorized annihilation diagram, which can distinguish pQCD from other models[6, 7].

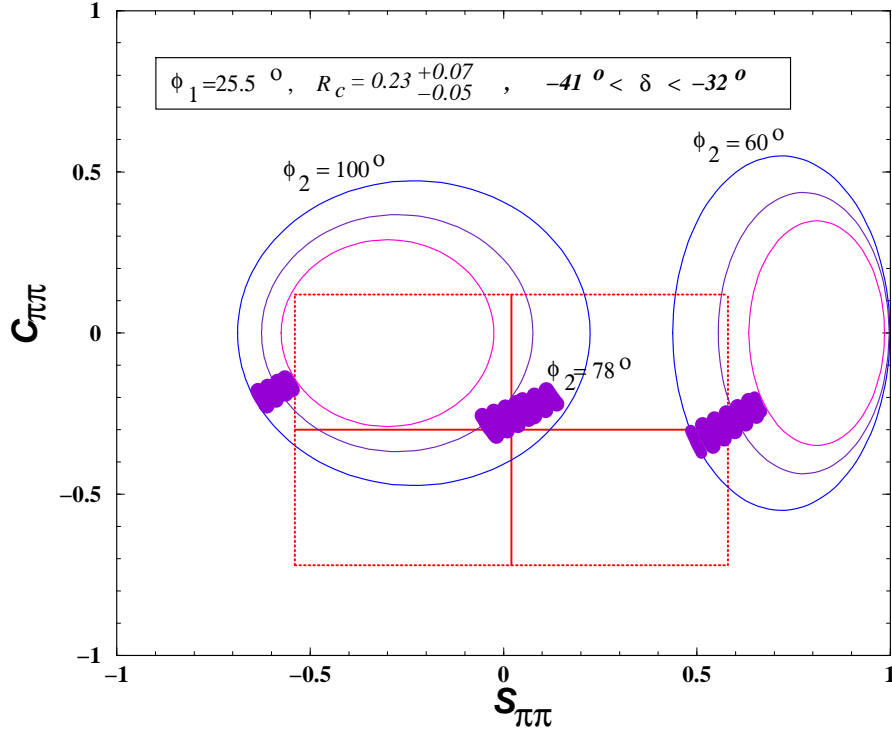


Fig. 1: Plot of $C_{\pi\pi}$ versus $S_{\pi\pi}$ for various values of ϕ_2 with $\phi_1 = 25.5^\circ$, $0.18 < R_c < 0.30$ and $-41^\circ < \delta < -32^\circ$ in the pQCD method. Here we consider allowed experimental ranges of BaBar measurement within 90% C.L. Dark areas are allowed regions in the pQCD method for different ϕ_2 values.

2 Extraction of ϕ_2 ($= \phi$) from $B \rightarrow \pi^+ \pi^-$

Even though isospin analysis of $B \rightarrow \pi^+ \pi^-$ can provide a clean way to determine ϕ_2 , it might be difficult in practice because of the small branching ratio of $B \rightarrow \pi^+ \pi^-$. In reality to determine ϕ_2 , we can use the time-dependent rate of $B^0(t) \rightarrow \pi^+ \pi^-$ including sizable penguin contributions. In our analysis we use the c-convention. The amplitude can be written as:

$$\begin{aligned} A(B^0 \rightarrow \pi^+ \pi^-) &= V_{ub}V_{ud}A_u + V_{cb}V_{cd}A_c + V_{tb}V_{td}A_t; \\ &= V_{ub}V_{ud}(A_u - A_t) + V_{cb}V_{cd}(A_c - A_t); \\ &= (T_c)e^{i\tau}e^{i\phi_3} + P_ce^{i\phi} \end{aligned} \quad (1)$$

Penguin term carries a different weak phase than the dominant tree amplitude, which leads to generalized form of the time-dependent asymmetry:

$$A(t) = \frac{(B^0(t) \rightarrow \pi^+ \pi^-) - (B^0(t) \rightarrow \pi^- \pi^+)}{(B^0(t) \rightarrow \pi^+ \pi^-) + (B^0(t) \rightarrow \pi^- \pi^+)} = S \sin(\Delta m t) - C \cos(\Delta m t) \quad (2)$$

where

$$C = \frac{1 - \frac{T_c}{P_c} \frac{e^{i\phi_3}}{e^{i\phi}}}{1 + \frac{T_c}{P_c} \frac{e^{i\phi_3}}{e^{i\phi}}}; \quad S = \frac{2 \operatorname{Im} \left(\frac{T_c}{P_c} \frac{e^{i\phi_3}}{e^{i\phi}} \right)}{1 + \frac{T_c}{P_c} \frac{e^{i\phi_3}}{e^{i\phi}}} \quad (3)$$

satisfies the relation of $C^2 + S^2 = 1$. Here

$$= \frac{T_c}{P_c} \frac{e^{i\phi_3}}{e^{i\phi}} = e^{2i\phi_2} \frac{1 + R_c e^{i\phi_3}}{1 + R_c e^{i\phi_3}} \quad (4)$$

with $R_c = \mathcal{P}_c/T_c$ and the strong phase difference between penguin and tree amplitudes $\delta = \phi_P - \phi_T$. The time-dependent asymmetry measurement provides two equations for C and S in terms of R_c ; and ϕ_2 .

When we define $R = \overline{Br}(B^0 \rightarrow \pi^+ \pi^-) / \overline{Br}(B^0 \rightarrow \pi^+ \pi^-)_{free}$, where \overline{Br} stands for a branching ratio averaged over B^0 and \bar{B}^0 , the explicit expression for S and C are given by:

$$R = 1 - 2R_c \cos(\phi_1 + \phi_2) + R_c^2; \quad (5)$$

$$R \sin S = \sin 2\phi_2 + 2R_c \sin(\phi_1 - \phi_2) \cos \delta - R_c^2 \sin 2\phi_1; \quad (6)$$

$$R \cos C = 2R_c \sin(\phi_1 + \phi_2) \sin \delta; \quad (7)$$

If we know R_c and ϕ_1 , we can determine ϕ_2 from the experimental data on C versus S .

Since the pQCD method provides $R_c = 0.23^{+0.07}_{-0.05}$ and $41^\circ < \delta < 32^\circ$, the allowed range of ϕ_2 at present stage is determined as $55^\circ < \phi_2 < 100^\circ$ as shown in Figure 1. Since we have a relatively large strong phase than QCD-factorization ($\approx 0^\circ$), we predict large direct CP violation effect of $A_{CP}(B^0 \rightarrow \pi^+ \pi^-) = (23 \pm 7)\%$ which will be tested by more precise experimental measurement in future. In our numerical analysis, since the data by Belle collaboration[8] is placed outside allowed physical regions, we only considered the recent BaBar measurement[9] with 90% C.L. interval taking into account the systematic errors:

$$S = 0.02 \pm 0.34 \pm 0.05 \quad [-0.54, +0.58]$$

$$C = 0.30 \pm 0.25 \pm 0.04 \quad [-0.72, +0.12].$$

The central point of BaBar data corresponds to $\phi_2 = 78^\circ$ in pQCD method.

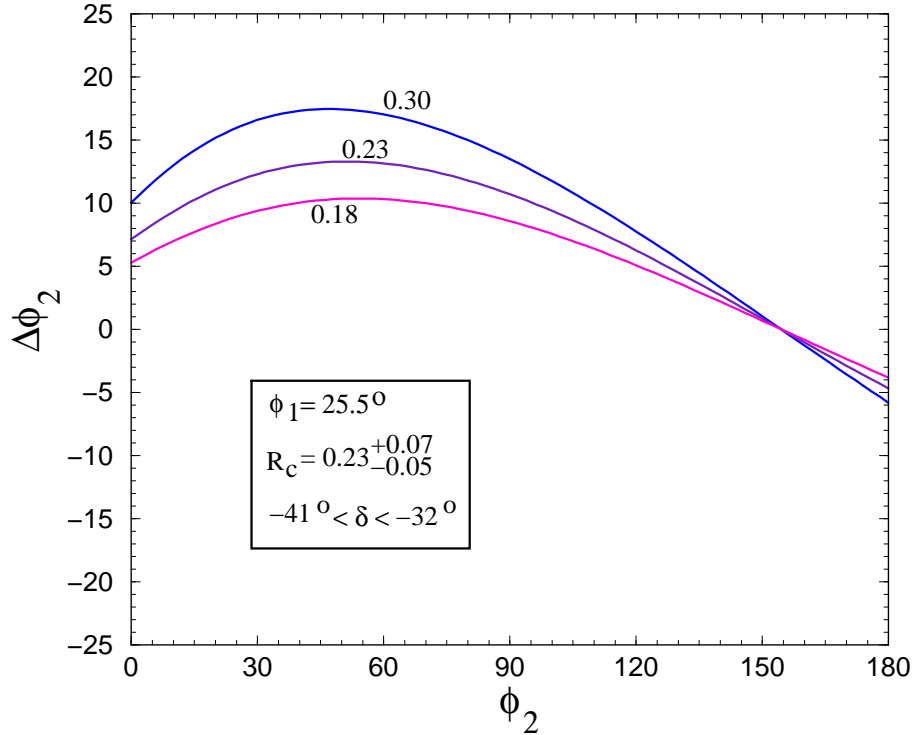


Fig. 2: Plot of $\Delta\phi_2$ versus ϕ_2 with $\phi_1 = 25.5^\circ$, $0.18 < R_c < 0.30$ and $41^\circ < \delta < 32^\circ$ in the pQCD method.

The ϕ_2 is the deviation of ϕ_2 due to the penguin contribution, derived from Eq.(4), can be determined with known values of R_c and ϕ_1 by using the relation $\phi_3 = 180^\circ - \phi_1 - \phi_2$. In

figure 2 we show our pQCD prediction on the relation α_2 versus α_3 . For allowed regions of $\alpha_2 = (55 - 100)^\circ$, $\alpha_3 = (8 - 16)^\circ$ and main uncertainties come from the uncertainty of $|V_{ub}|$. The non-zero value of α_3 demonstrates sizable penguin contributions in $B^0 \rightarrow K^+ \pi^-$ decay.

3 Extraction of $\alpha_3 (= \alpha_3)$ from $B^0 \rightarrow K^+ \pi^-$ and $B^+ \rightarrow K^0 \pi^+$ Processes

By using tree-penguin interference in $B^0 \rightarrow K^+ \pi^-$ ($T^0 + P^0$) versus $B^+ \rightarrow K^0 \pi^+$ (P^0), CP-averaged $B \rightarrow K$ branching fraction may lead to non-trivial constraints on the α_3 angle[10]. In order to determine α_3 , we need one more useful information on CP-violating rate differences[11]. Let's introduce the following observables :

$$R_K = \frac{\overline{B \rightarrow K^+ \pi^-} + \overline{B^+ \rightarrow K^0 \pi^+}}{\overline{B \rightarrow K^0 \pi^+} + \overline{B^+ \rightarrow K^+ \pi^0}} = 1 - 2 r_K \cos \alpha_3 \cos \alpha_3 + r_K^2 \sin^2 \alpha_3 \quad (8)$$

$$\begin{aligned} A_0 &= \frac{(B^0 \rightarrow K^+ \pi^-) - (B^0 \rightarrow K^+ \pi^0)}{(B^0 \rightarrow K^0 \pi^+) + (B^+ \rightarrow K^0 \pi^+)} \\ &= A_{CP}(B^0 \rightarrow K^+ \pi^-) R_K = 2 r_K \sin \alpha_3 \sin \alpha_3 : \end{aligned} \quad (9)$$

where $r_K = |T^0/P^0|$ is the ratio of tree to penguin amplitudes and $\alpha_3 = \alpha_{T^0} - \alpha_{P^0}$ is the strong phase difference between tree and penguin amplitudes. After eliminate $\sin \alpha_3$ in Eq.(8)-(9), we have

$$R_K = 1 + r_K^2 - (4 r_K^2 \cos^2 \alpha_3 - A_0^2 \cot^2 \alpha_3) : \quad (10)$$

Here we obtain $r_K = 0.201 - 0.037$ from the pQCD analysis[5] and $A_0 = 0.11 - 0.065$ by combining recent BaBar measurement on CP asymmetry of $B^0 \rightarrow K^+ \pi^-$: $A_{CP}(B^0 \rightarrow K^+ \pi^-) = 10.2 - 5.0 - 1.6\%$ [9] with present world averaged value of $R_K = 1.10 - 0.15$ [12].

As shown in Figure 3, we can constrain α_3 with 1 σ range of World Averaged R_K as follows:

- For $\cos \alpha_3 > 0$, $r_K = 0.164$: we can exclude $0^\circ < \alpha_3 < 6^\circ$ and $24^\circ < \alpha_3 < 75^\circ$.
- For $\cos \alpha_3 > 0$, $r_K = 0.201$: we can exclude $0^\circ < \alpha_3 < 6^\circ$ and $27^\circ < \alpha_3 < 75^\circ$.
- For $\cos \alpha_3 > 0$, $r_K = 0.238$: we can exclude $0^\circ < \alpha_3 < 6^\circ$ and $34^\circ < \alpha_3 < 75^\circ$.
- For $\cos \alpha_3 < 0$, $r_K = 0.164$: we can exclude $0^\circ < \alpha_3 < 6^\circ$.
- For $\cos \alpha_3 < 0$, $r_K = 0.201$: we can exclude $0^\circ < \alpha_3 < 6^\circ$ and $35^\circ < \alpha_3 < 51^\circ$.
- For $\cos \alpha_3 < 0$, $r_K = 0.238$: we can exclude $0^\circ < \alpha_3 < 6^\circ$ and $24^\circ < \alpha_3 < 62^\circ$.

From the table 2 of ref.[13], we obtain $\alpha_{P^0} = 157^\circ$ and $\alpha_{T^0} = 1.4^\circ$, therefore the value of $\cos \alpha_3$ becomes negative, $\cos \alpha_3 = 0.91$. The maximum value of the constraint bound for the α_3 is strongly depend on the value of $|V_{ub}|$. When we take the central value of $r_K = 0.201$, α_3 is allowed within the ranges of $51^\circ < \alpha_3 < 129^\circ$, which is consistent with the results by the model-independent CKM-fit in the $(\alpha_2; \alpha_3)$ plane.

4 CONCLUSION

We discuss two methods to determine weak phases α_2 and α_3 within the pQCD approach through 1) Time-dependent asymmetries in $B^0 \rightarrow K^+ \pi^-$, 2) $B \rightarrow K$ processes via penguin-tree interference. Already we can get interesting bounds on α_2 and α_3 from present experimental

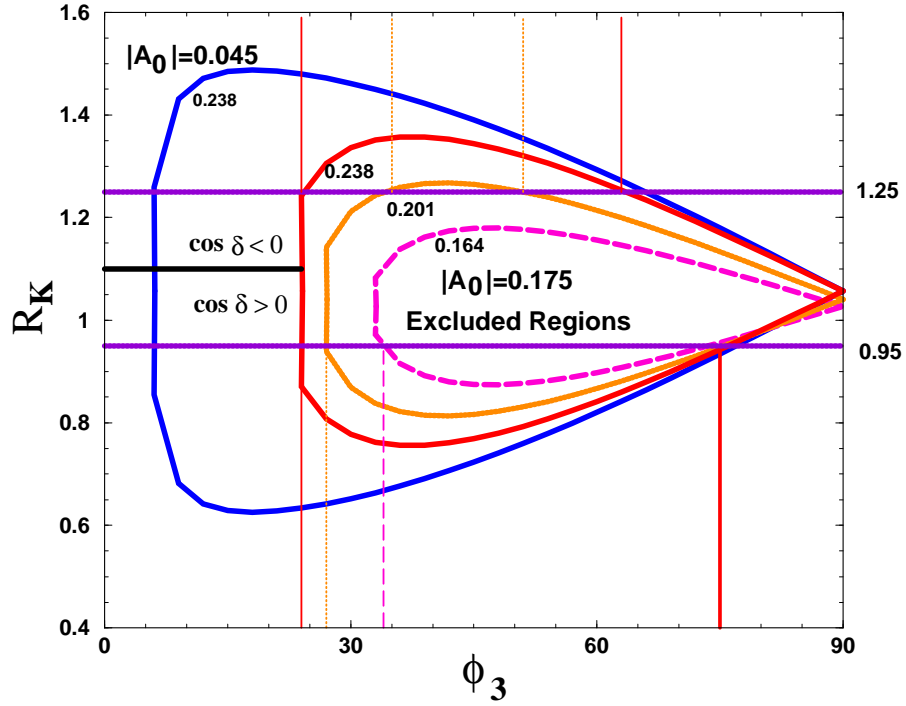


Fig. 3: Plot of R_K versus ϕ_3 with $r_K = 0.164; 0.201$ and 0.238 .

measurements. Our predictions within pQCD method is well agreed with present experimental measurements in charmless B-decays. Specially our pQCD method predicted a large direct CP asymmetry in $B^0 \rightarrow \pi^+ \pi^-$ decay, which will be a crucial touch stone to distinguish our approach from others in future precise measurement. More detail works on other methods in $B \rightarrow K$ and $D \rightarrow \pi$ processes will be appeared elsewhere. [13].

ACKNOWLEDGEMENTS

It is a great pleasure to thank A.I. Sanda, H.-n. Li and other members of PQCD working group for fruitful collaborations and joyful discussions. I would like to thank S.J. Brodsky, H.Y. Cheng and M. Kobayashi for their hospitality and encouragement. This work was supported in part by Science Council of R.O.C. under Grant No. NSC-90-2811-M-002 and in part by Grant-in Aid for Scientific Reserach from Ministry of Education, Science and Culture of Japan.

References

- [1] N. Cabibbo, Phys. Rev. Lett. **10**, 531 (1963); M. Kobayashi and T. Maskawa, Prog. Theor. Phys. **49**, 652 (1973).
- [2] A.B. Carter and A.I. Sanda, Phys. Rev. Lett. **45** (1980) 952; Phys. Rev. **D23**, 1567 (1981); I.I. Bigi and A.I. Sanda, Nucl. Phys. **B193**, 85 (1981); I.I. Bigi and A.I. Sanda, CP Violation, Cambridge University Press, Cambridge, 2000.

- [3] BaBar Collaboration (B. Aubert et al.), Phys. Rev. Lett. **87** (2001) 091801. Belle Collaboration (K. Abe et al.), Phys. Rev. Lett. **87** (2001) 091802.
- [4] Recent works: R. Fleischer and J. Matias, hep-ph/0204101; M. Gronau and J.L. Rosner, Phys.Rev.**D65** (2002) 013004, Erratum-ibid.**D65** (2002) 079901; Phys. Rev. **D65** (2002) 093012; hep-ph/0205323; C.D. Lu and Z. Xiao, hep-ph/0205134.
- [5] Y.Y. Keum, H.n. Li and A.I. Sanda, Phys. Lett. **B504** (2001) 6; Phys. Rev. **D63** (2001) 054008; hep-ph/0201103; Y.Y. Keum and H.n. Li, Phys. Rev. **D63** (2001) 074006; C.D. Lu, K. Ukai and M.Z. Yang, Phys. Rev. **D63** (2001) 074009; C.-H. Chen, Y.Y. Keum and H.-n. Li, Phys.Rev.**D64** (2001) 112002; hep-ph/0204166; S. Mishima, Phys.Lett. **B521** (2001) 252.
- [6] M. Beneke, G. Buchalla, M. Neubert and C.T. Sachrajda, Phys. Rev. Lett. **83** (1999) 1914; Nucl. Phys. **B591**, (2000) 313.
- [7] M. Ciuchini, contributed talk at this workshop.
- [8] Belle Collaboration (K. Abe et al.), Belle-preprint 2002-8 [hep-ex/0204002].
- [9] BaBar Collaboration (B. Aubert et al.), BaBar-Pub-02/09 [hep-ex/0207055].
- [10] R. Fleischer and T. Mannel, Phys. Rev. **D57**, (1998) 2752; M. Neubert and J.L. Rosner, Phys. Lett. **B441** (1998) 403; Phys. Rev. Lett. **81**, (1998) 5076.
- [11] M. Gronau and J.L. Rosner, Phys.Rev.**D65** (2002) 013004, Erratum-ibid.**D65** (2002) 079901.
- [12] R. Bartoldus, talk on Review of rare two-body B decays at FPCP workshop, May 17, 2002.
- [13] Y.Y. Keum, Proceeding at the 3rd workshop on Higher Luminosity B Factory, Aug. 6-7, 2002; hep-ph/0209014; Y.Y. Keum et al., in preparation.