

# Interpreting the New Brookhaven $g_\mu - 2$ Result

Utpal Chattopadhyay<sup>(a)</sup> and Pran Nath<sup>(b)</sup>

<sup>(a)</sup>*Harish-Chandra Research Institute, Chhatnag Road, Jhusi,  
Allahabad 211019, India*

<sup>(b)</sup>*Department of Physics, Northeastern University, Boston, MA 02115, USA*

## Abstract

The latest  $g_\mu - 2$  measurement by Brookhaven confirms the earlier measurement with twice the precision. However, interpretation of the result requires specific assumptions regarding the errors in the hadronic light by light (LbL) correction and in the hadronic vacuum polarization correction. Under the assumption that the analysis on LbL correction of Knecht and Nyffeler and the revised analysis of Hayakawa and Kinoshita are valid the new BNL result implies a deviation between experiment and the standard model of  $1.6\sigma - 2.6\sigma$  depending on the estimate of the hadronic vacuum polarization correction. We revisit the  $g_\mu - 2$  constraint for mSUGRA and its implications for the direct detection of sparticles at colliders and for the search for supersymmetric dark matter in view of the new evaluation.

## 1 Introduction

The BNL  $g_\mu - 2$  Collaboration has announced[1] an improved result for  $a_\mu = (g_\mu - 2)/2$  with twice the precision of their 2001 analysis[2]. Here we interpret these results in the context of supersymmetry. It has been recognized for some time that the muon anomalous moment can act as an important probe of physics beyond the standard model especially of supersymmetry. This is so because the new physics contribution to the leptonic anomalous magnetic moment  $a_l$  scales as  $m_l^2/\Lambda^2$  and is proportional to the square of the lepton mass. Thus  $a_\mu$  provides a more sensitive probe of new physics than  $a_e$  even though  $a_e$  is more sensitively determined while the  $a_\tau$  determination is far less sensitive to be competitive. Because of the above any improvement in the determination of  $a_\mu$  has

important implications for new physics beyond the standard model. Thus the improved measurement of BNL experiment in 2001[2] which gave  $a_\mu^{exp} = 11659203(15) \times 10^{-10}$  resulted in a large amount of theoretical activity to explore the implications of the results. At the time of the BNL2001 result the standard model prediction consisting of the qed, electro-weak and hadronic corrections was estimated to be  $a_\mu^{SM} = 11659159.7(6.7) \times 10^{-10}$ [3] which gave  $a_\mu^{exp} - a_\mu^{SM} = 43(16) \times 10^{-10}$  implying a  $2.6\sigma$  difference between experiment and theory. The above difference was based on a light by light (LbL) hadronic correction of [4, 5]  $a_\mu^{had}(LbL) = -8.5(2.5) \times 10^{-10}$  which was later found to be in error[6, 7, 8, 9]. Thus the analysis of Knecht et.al.[6] gives [6]  $a_\mu^{had}(LbL) = 8.3(1.2) \times 10^{-10}$  while the revised analysis of Hayakawa and Kinoshita gives[7]  $a_\mu^{had}(LbL) = 8.9(1.5) \times 10^{-10}$ . A partial analysis of  $a_\mu^{had}(LbL)$  has also been given in Refs.[8, 9]. Thus the partial analysis of Ref.[8] finds  $a_\mu^{had}(LbL) = 8.3(3.2) \times 10^{-10}$  and the work of Ref.[9] which computed the pion pole part finds  $a_\mu^{had}(LbL : \pi^0 pole) = 5.6 \times 10^{-10}$ . Again the sign of these corrections agree with the sign of the reevaluation of this quantity in Refs.[6, 7]. Using the average of the first two[6, 7] which are the more complete calculations and using the hadronic vacuum polarization correction of Ref.[10] one finds  $a_\mu^{SM} = 11659176.8(6.7) \times 10^{-10}$  and the BNL2001 result gives  $a_\mu^{exp} - a_\mu^{SM} = 26(16) \times 10^{-10}$ . This difference corresponds only to a  $1.6\sigma$  deviation between theory and experiment.

Before proceeding further we wish to discuss a bit further the issue of errors in the hadronic corrections specifically the LbL correction and the  $\alpha^2$  vacuum polarization correction. Regarding the LbL hadronic correction, in addition to the analyses mentioned above, i.e., Refs.[6, 7, 8, 9] there is also the analysis of Ref.[11] based on chiral perturbation theory. This analysis finds  $a_\mu^{had}(LbL) = (1.3_{-6}^{+5} + 3.1\tilde{C}) \times 10^{-10}$  where  $\tilde{C}$  is a correction arising from the sub leading contributions. These contributions are either of  $O(\alpha^3 p^2/\Lambda^2)$ , where p is a mass of order  $m_\mu$  or  $m_\pi$  and  $\Lambda$  is a hadronic scale  $\sim 1$  GeV, which are not enhanced by a factor of  $N_C$  (the number of quark colors) or of  $O(N_C \alpha^3 p^2/\Lambda^2)$  but are not enhanced by large logarithms. The coefficients  $\tilde{C}$  in this analysis is an unknown low energy constant (LEC) which contains the contributions of nonperturbative physics at short distance. The authors of Ref.[11] view the parameter  $\tilde{C}$  as basically unconstrained except through the measurement of the anomalous moment itself. In our analysis we assume the validity of the analyses of Refs.[6, 7]. Aside from the LbL contribution, the other source of error in the hadronic correction is the contribution from the  $\alpha^2$  hadronic

vacuum polarization correction[10, 12, 13, 14] and this error is an important component in extracting the deviation between experiment and the standard model.

The new BNL result gives the world average on  $a_\mu$  as [1].

$$a_\mu^{exp} = (11659203)(8) \times 10^{-10} \quad (1)$$

With the LbL correction of Refs.[6, 7] and assuming the leading hadronic correction to lie in the range  $692(6) \times 10^{-10}$  to  $702(8) \times 10^{-10}$ [10, 12, 13] the standard model prediction lies in the range  $a_\mu^{SM} = 11659177(7) \times 10^{-10}$  to  $a_\mu^{SM} = 11659186(8) \times 10^{-10}$  which leads to

$$\begin{aligned} a_\mu^{exp} - a_\mu^{SM} &= (26)(10) \times 10^{-10} \\ &to \quad (17)(11) \times 10^{-10} \end{aligned} \quad (2)$$

which corresponds to a difference between experiment and theory of about  $1.6\sigma$  to  $2.6\sigma$ .

## 2 Interpreting the New BNL Result for Supersymmetry

Next we discuss the implications of these results for supersymmetry. The supersymmetric electroweak contribution to  $a_\mu$  arises from the chargino and neutralino exchange corrections. For the CP conserving case the chargino ( $\chi^\pm$ ) and the sneutrino ( $\tilde{\nu}$ ) exchange contributions are typically the larger contributions and here one finds[15]

$$a_\mu^{\tilde{\chi}^\pm} = \sum_{a=1,2} \left( \frac{m_\mu^2}{48\pi^2} \frac{A_R^{(a)2}}{m_{\tilde{\chi}_a^\pm}^2} F_1 \left( \left( \frac{m_{\tilde{\nu}}}{m_{\tilde{\chi}_a^\pm}} \right)^2 \right) + \frac{m_\mu}{8\pi^2} \frac{A_R^{(a)} A_L^{(a)}}{m_{\tilde{\chi}_a^\pm}} F_2 \left( \left( \frac{m_{\tilde{\nu}}}{m_{\tilde{\chi}_a^\pm}} \right)^2 \right) \right) \quad (3)$$

where  $A_L(A_R)$  are the left(right) chiral amplitudes and  $F_1, F_2$  are form factors as defined in Ref.[15]. The accuracy of the result of Ref.[15] was further tested by taking the supersymmetric limit of the results of Ref.[15] in Ref.[16] where in addition the effects of CP violation on  $g_\mu - 2$  were also investigated. The amplitude of Eq.(3) is dominated by the chiral interference term proportional to  $A_L A_R$ . Since  $A_L \sim 1/\cos\beta$  ( $\tan\beta = \langle H_2 \rangle / \langle H_1 \rangle$  where  $\langle H_2 \rangle$  gives mass to the up quark and  $\langle H_1 \rangle$  gives mass to the down quark and the lepton) one finds that  $a_\mu^{SUSY} \sim \tan\beta$  for large  $\tan\beta$ [17, 18]. Further, one finds

that  $A_L$  depends on the sign of  $\mu\tilde{m}_2$ , where  $\tilde{m}_2$  is  $SU(2)$  gaugino mass and  $\mu$  is the higgs mixing parameter both taken at the electroweak scale, and thus the sign of  $a_\mu^{SUSY}$  is determined by the sign of  $\mu\tilde{m}_2$ . The above leads one to the result that over a large part of the parameter space unless  $\tan\beta \sim 1$  one finds[17, 18]

$$a_\mu^{SUSY} > 0, \tilde{m}_2\mu > 0; \quad a_\mu^{SUSY} < 0, \tilde{m}_2\mu < 0 \quad (4)$$

where we have used the sign convention on  $\mu$  of Ref.[19]. These results have been confirmed numerically in a wide class of models[17, 18, 20]. The implications of the BNL result of 2001 has been analyzed extensively in the literature[21, 22, 23, 24, 25] within the framework of mSUGRA[26] as well as in a variety of other models.

We analyze now the implications of the new result within mSUGRA[26]. We note in passing that for a class of models with large extra dimensions the correction to  $g-2$  from Kaluza-Klein modes is rather small[27] once the constraints arising from Kaluza-Klein corrections to  $G_F$  are taken account of[27]. Thus the extra dimensions do not interfere in the extraction of implications of the new result for supersymmetry. In our analysis we will use the  $2.6\sigma$  deviation in Eq.(2) as the default value for the deviation but we will take a  $2\sigma$  error corridor in the analysis. This error corridor includes the case corresponding to the smaller value of the deviation in Eq.(2), i.e.,  $1.6\sigma$  and taking a  $1\sigma$  error corridor in the analysis. Our assumption thus gives us the constraint

$$6 \times 10^{-10} \leq (a_\mu^{exp} - a_\mu^{SM}) \leq 46 \times 10^{-10} \quad (5)$$

Attributing the entire difference  $a_\mu^{exp} - a_\mu^{SM}$  to supersymmetry and using Eqs.(2) and (4) we find that the sign of  $\mu$  is positive confirming a similar result arrived at in analyses based on the BNL2001 data[21, 22, 23]. The sign of  $\mu$  is of great importance for dark matter[23, 24] and for  $b - \tau$  unification[28, 24]. As is well known  $b \rightarrow s + \gamma$  imposes an important constraint on the parameter space of supersymmetric models[29, 30]. The constraint is very stringent for negative  $\mu$  eliminating most of the parameter space of models. For positive  $\mu$  the constraint is not very strong for small  $\tan\beta$  but becomes a strong constraint for large values of  $\tan\beta$ . The imposition of this constraint involves the standard model value and the experimental value both of which have significant errors. The standard model prediction of this decay including the next to the leading order correction has been given by several authors[31]. Further, there are several recent experimental determinations

of this decay[32]. In our analysis we take a  $2\sigma$  error corridor between experiment and the prediction of the standard model and thus allow the decay branching ratio to lie in the range  $2 \times 10^{-4} < B(b \rightarrow s + \gamma) < 4.5 \times 10^{-4}$ . Another important aspect of mSUGRA is that it leads to the lightest neutralino to be the lightest supersymmetric particle (LSP) using the renormalization group analysis (see, e.g., Ref.[33]) and hence with R parity invariance a candidate for cold dark matter. The current astrophysical data allows the amount of cold dark matter to lie in the range  $0.1 < \Omega_{CDM} h^2 < 0.3$ [34] where  $\Omega_{CDM} = \rho_{CDM}/\rho_c$  where  $\rho_{CDM}$  is the matter density due to cold dark matter and  $\rho_c$  is the critical matter density needed to close the universe, and  $h$  is the Hubble parameter in units of 100km/sMpc. In our analysis we assume the entire cold dark matter as arising from the lightest neutralino and thus impose the constraint on the neutralino relic density so that  $0.1 < \Omega_{\chi^0} h^2 < 0.3$ .

The result of the analysis is exhibited in Fig.1 in the  $m_0 - M_{\frac{1}{2}}$  plane, where  $m_0$  is the universal scalar mass and  $M_{\frac{1}{2}}$  is the universal gaugino mass, for  $\mu$  positive and for values of  $\tan \beta$  of 5,10,30 and 50. Thus yellow region-I at the top right hand side is disallowed either due to the absence of EWSB or due to the lighter chargino mass lying below the current experimental lower limit. Further, yellow region-II at the bottom is disallowed due to stau becoming the LSP. The red area on the boundary between the yellow and the white region is the zone satisfying the relic density constraint  $0.1 < \Omega_{\chi^0} h^2 < 0.3$  (the blue filled circles are the additional allowed points if the relic density constraint includes the lower region  $0.02 < \Omega_{\chi^0} h^2 < 0.1$ ). As discussed above  $b \rightarrow s + \gamma$  is not a strong constraint for positive  $\mu$  and small  $\tan \beta$ . As a consequence the  $b \rightarrow s + \gamma$  constraint does not eliminate any parameter space for the cases  $\tan \beta = 5$  and  $\tan \beta = 10$  as can be seen from Figs.(1a) and (1b). However, for large values of  $\tan \beta$  the  $b \rightarrow s + \gamma$  constraint becomes important even for positive  $\mu$  as can be seen from Figs.(1c) and (1d). We turn now to the imposition of the  $a_{\mu}^{exp} - a_{\mu}^{SM}$  constraint of Eq.(2). In the theoretical computation of the supersymmetric electroweak correction we take into account the full one loop supersymmetric contribution including the chargino-sneutrino and the neutralino-smuon exchanges. The result of imposing  $2\sigma$  variation around the central value gives the corridor shown in Figs.1 by the upper ( $-2\sigma$ ) and the lower ( $+2\sigma$ ) solid lines. Specifically the ranges of sparticle masses, Higgs boson masses and the  $\mu$  parameter corresponding to  $1\sigma$  and  $2\sigma$  constraints are exhibited in Fig.2. The spectra span a wide range and with the lower end of the scale corresponding to a low values of fine

tuning and the high end corresponding to high values of fine tuning (see, e.g., Ref.[35]). The spectrum of Fig.2 leads us to the conclusion that sparticles satisfying  $1\sigma$  constraint are well within reach of the LHC[36] and some of the sparticles could also show up at RUNII of the Tevatron. The ranges allowed by the  $2\sigma$  constraint have upper limits which in some cases reach as high as 3 TeV and may exceed the reach of the LHC. However, Fig. 2 does not contain the constraints of  $b \rightarrow s + \gamma$  or of relic density. With these additional constraints the upper limits would be substantially smaller.

We discuss now the direct detection of dark matter under the BNL2002  $g_\mu - 2$  constraint. The analysis of Fig.1 shows that there are substantial regions of the parameter space where all the constraints, i.e., the  $g-2$  constraint the  $b \rightarrow s + \gamma$  constraint and the relic density constraints are simultaneously satisfied. We discuss now the direct detection of dark matter under these constraints. There has been considerable work on the theoretical predictions of the neutralino-proton cross section  $\sigma_{\chi p}$  which enters in the direct detection of dark matter and some recent literature can be found in Ref.[37]. Here we give the analysis of these cross sections in mSUGRA for positive  $\mu$  under the new  $g_\mu - 2$  constraint. Results are exhibited in Figure 3 for values of  $\tan\beta$  of 5,10,30 and 50. We find that the neutralino-proton cross sections consistent with all the constraints lie in the range  $10^{-46}cm^2 \leq \sigma_{\chi p} \leq 2 \times 10^{-43}cm^2$ . A significant part of this range will be accessible at future dark matter detectors GENIUS[38] and ZEPLIN[39].

### 3 Conclusion

The new Brookhaven measurement of  $g_\mu - 2$  has confirmed the earlier measurement with twice the precision. However, interpretation of what this implies for physics beyond the standard model is very sensitive to the errors in the standard model prediction. The main surprise at the end of last year was the switch in sign of the LbL contribution. There is now a general agreement that the sign of this contribution is positive and also an agreement between two independent evaluations[6, 7] on its size. An important exception to this is the result of chiral perturbation theory, which although a more fundamental approach is beset by the appearance of unknown low energy constants which require a nonperturbative approach such as lattice gauge calculation for its evaluation. In the present analysis we have assumed the validity of the analysis on LbL of Knecht and Nyffeler and the revised

analysis of Hayakawa and Kinoshita. Taking account of all the errors the difference between experiment and the standard model is now predicted to lie between  $1.6\sigma$  and  $2.6\sigma$ . We have revisited the implications of the  $g_\mu - 2$  constraint for supersymmetry in view of the new result. Using the  $2.6\sigma$  difference and a  $2\sigma$  error corridor our analysis points to significant regions in the mSUGRA parameter space consistent with the  $b \rightarrow s + \gamma$ , relic density and  $g_\mu - 2$  constraints. Within  $1\sigma$  error corridor all of the sparticles are accessible at the Large Hadron collider. Further, for low values of  $\tan\beta$  sparticles may also be accessible at Fermilab Tevatron. We also carried out an analysis of the neutralino-proton cross section  $\sigma_{\chi^0-p}$  and find that a significant part of the parameter space would be explored by the future dark matter detectors such as CDMS (Soudan), GENIUS and ZEPLIN. Finally, the  $g_\mu - 2$  experiment could lead to an even more stringent constraint if there was a reduction in the error associated with the standard model prediction. This could come about by eliminating the ambiguity on the LbL correction through a lattice gauge calculation analysis, and through improved low energy data on  $e^+e^- \rightarrow hadrons$  in the analysis of hadronic vacuum polarization correction.

We thank William Marciano for an interesting discussion. This work is supported in part by NSF grant PHY-9901057.

## References

- [1] G.W. Bennet *et al.* [Muon g-2 Collaboration], hep-ex/0208001
- [2] H. N. Brown *et al.* [Muon g-2 Collaboration], Phys. Rev. Lett. **86**, 2227 (2001) [arXiv:hep-ex/0102017].
- [3] A. Czarnecki and W. J. Marciano, Nucl. Phys. Proc. Suppl. **76**, 245 (1999) [arXiv:hep-ph/9810512].
- [4] M. Hayakawa, T. Kinoshita and A. I. Sanda, Phys. Rev. Lett. **75**, 790 (1995) [arXiv:hep-ph/9503463]. ; M. Hayakawa, T. Kinoshita and A. I. Sanda, Phys. Rev.

- D **54**, 3137 (1996) [arXiv:hep-ph/9601310]. ; M. Hayakawa and T. Kinoshita, Phys. Rev. D **57**, 465 (1998) [arXiv:hep-ph/9708227].
- [5] J. Bijnens, E. Pallante and J. Prades, Phys. Rev. Lett. **75**, 1447 (1995) [Erratum-ibid. **75**, 3781 (1995)] [arXiv:hep-ph/9505251]. ; J. Bijnens, E. Pallante and J. Prades, Nucl. Phys. B **474**, 379 (1996) [arXiv:hep-ph/9511388].
- [6] M. Knecht and A. Nyffeler, Phys. Rev. D **65**, 073034 (2002) [arXiv:hep-ph/0111058]. ; M. Knecht, A. Nyffeler, M. Perrottet and E. De Rafael, Phys. Rev. Lett. **88**, 071802 (2002) [arXiv:hep-ph/0111059].
- [7] M. Hayakawa and T. Kinoshita, arXiv:hep-ph/0112102.
- [8] J. Bijnens, E. Pallante and J. Prades, Nucl. Phys. B **626**, 410 (2002) [arXiv:hep-ph/0112255].
- [9] I. Blokland, A. Czarnecki and K. Melnikov, Phys. Rev. Lett. **88**, 071803 (2002) [arXiv:hep-ph/0112117].
- [10] M. Davier and A. Hocker, Phys. Lett. B **435**, 427 (1998) [arXiv:hep-ph/9805470].
- [11] M. Ramsey-Musolf and M. B. Wise, Phys. Rev. Lett. **89**, 041601 (2002) [arXiv:hep-ph/0201297].
- [12] S. Narison, Phys. Lett. B **513**, 53 (2001) [Erratum-ibid. B **526**, 414 (2002)] [arXiv:hep-ph/0103199].
- [13] J. F. De Troconiz and F. J. Yndurain, Phys. Rev. D **65**, 093001 (2002) [arXiv:hep-ph/0106025].
- [14] For other evaluations of the error in  $\alpha^2$  vacuum polarization hadronic corrections see, K. Melnikov, Int. J. Mod. Phys. A **16**, 4591 (2001) [arXiv:hep-ph/0105267]. ; G. Cvetic, T. Lee and I. Schmidt, Phys. Lett. B **520**, 222 (2001) [arXiv:hep-ph/0107069].
- [15] T. C. Yuan, R. Arnowitt, A. H. Chamseddine and P. Nath, *Z. Phys. C* **26**, 407 (1984); D.A. Kosower, L.M. Krauss, N. Sakai, *Phys. Lett. B* **133**, 305 (1983);



- [16] T. Ibrahim and P. Nath, *Phys. Rev. D* **61**, 095008 (2000) [arXiv:hep-ph/9907555].  
; *ibid*, *Phys. Rev. D* **62**, 015004 (2000) [arXiv:hep-ph/9908443].
- [17] J.L. Lopez, D.V. Nanopoulos, X. Wang, *Phys. Rev. D* **49**, 366 (1994).
- [18] U. Chattopadhyay and P. Nath, *Phys. Rev. D* **53**, 1648 (1996); T. Moroi, *Phys. Rev. D* **53**, 6565 (1996)
- [19] S. Abel *et al.* [SUGRA Working Group Collaboration], arXiv:hep-ph/0003154.
- [20] T. Moroi, *Phys. Rev. D* **53**, 6565 (1996) [Erratum-*ibid.* *D* **56**, 4424 (1997)] [arXiv:hep-ph/9512396]. ; U. Chattopadhyay, D. K. Ghosh and S. Roy, *Phys. Rev. D* **62**, 115001 (2000) [arXiv:hep-ph/0006049].
- [21] U. Chattopadhyay and P. Nath, *Phys. Rev. Lett.* **86**, 5854 (2001).
- [22] A. Czarnecki and W. J. Marciano, *Phys. Rev. D* **64**, 013014 (2001) [arXiv:hep-ph/0102122] ; L. L. Everett, G. L. Kane, S. Rigolin and L. Wang, *Phys. Rev. Lett.* **86**, 3484 (2001); J. L. Feng and K. T. Matchev, *Phys. Rev. Lett.* **86**, 3480 (2001); S. Komine, T. Moroi, and M. Yamaguchi, *Phys. Lett. B* **506**, 93 (2001); *Phys. Lett. B* **507**, 224 (2001); S. P. Martin, J. D. Wells, *Phys. Rev. D* **64**, 035003 (2001); H. Baer, C. Balazs, J. Ferrandis, X. Tata, *Phys.Rev.D***64**: 035004, (2001); M. Byrne, C. Kolda, J.E. Lennon, arXiv:hep-ph/0108122. For a more complete set of references see, U. Chattopadhyay and P. Nath, arXiv:hep-ph/0108250.
- [23] E. A. Baltz and P. Gondolo, *Phys. Rev. Lett.* **86**, 5004 (2001); J. Ellis, D.V. Nanopoulos, K. A. Olive, *Phys. Lett. B* **508**, 65 (2001); R. Arnowitt, B. Dutta, B. Hu, Y. Santoso, *Phys. Lett. B* **505**, 177 (2001).
- [24] U. Chattopadhyay, A. Corsetti and P. Nath, arXiv:hep-ph/0201001; arXiv:hep-ph/0202275 (to appear in *Phys.Rev.D*).
- [25] T. Ibrahim, U. Chattopadhyay and P. Nath, *Phys. Rev. D* **64**, 016010 (2001) [arXiv:hep-ph/0102324].
- [26] A.H. Chamseddine, R. Arnowitt and P. Nath, *Phys. Rev. Lett.* **49**, 970 (1982); R. Barbieri, S. Ferrara and C.A. Savoy, *Phys. Lett. B* **119**, 343 (1982); L. Hall, J.

- Lykken, and S. Weinberg, *Phys. Rev. D* **27**, 2359 (1983); P. Nath, R. Arnowitt and A.H. Chamseddine, *Nucl. Phys. B* **227**, 121 (1983). For reviews, see P. Nath, R. Arnowitt and A.H. Chamseddine, "Applied N=1 Supergravity", world scientific, 1984; H.P. Nilles, *Phys. Rep.* **110**, 1(1984).
- [27] P. Nath and M. Yamaguchi, *Phys. Rev. D* **60**, 116004 (1999); *Phys. Rev. D* **60**, 116006 (1999). See also K. Agashe, N. G. Deshpande and G. H. Wu, *Phys. Lett. B* **489**, 367 (2000). M. L. Graesser, *Phys. Rev. D* **61**, 074019 (2000) [arXiv:hep-ph/9902310].
- [28] H. Baer and J. Ferrandis, *Phys. Rev. Lett.* **87**, 211803 (2001); T. Blazek, R. Dermisek and S. Raby, *Phys. Rev. Lett.* **88**, 111804 (2002); *ibid*, *Phys. Rev. D* **65**, 115004 (2002); S. Komine and M. Yamaguchi, *Phys. Rev. D* **65**, 075013 (2002) [arXiv:hep-ph/0110032]. ; U. Chattopadhyay and P. Nath, *Phys. Rev. D* **65**, 075009 (2002).
- [29] P. Nath and R. Arnowitt, *Phys. Lett. B* **336**, 395 (1994); *Phys. Rev. Lett.* **74**, 4592 (1995); F. Borzumati, M. Drees and M. Nojiri, *Phys. Rev. D* **51**, 341 (1995); H. Baer, M. Brhlik, D. Castano and X. Tata, *Phys. Rev. D* **58**, 015007 (1998).
- [30] M. Carena, D. Garcia, U. Nierste, C.E.M. Wagner, *Phys. Lett.* **B499** 141 (2001); G. Degrandi, P. Gambino, G.F. Giudice, *JHEP* 0012, 009 (2000).
- [31] P. Gambino and M. Misiak, *Nucl. Phys.* **B611**, 338 (2001); P. Gambino and U. Haisch, *JHEP* 0110, 020 (2001); A.L. Kagan and M. Neubert, *Eur. Phys. J. C* **7**, 5(1999). A.L. Kagan and M. Neubert, *Eur. Phys. J.* **C27**, 5(1999).
- [32] S. Chen et.al. (CLEO Collaboration), *Phys. Rev. Lett.* **87**, 251807 (2001); H. Tajima, talk at the 20th International Symposium on Lepton-Photon Interactions", Rome, July 2001; R. Barate et.al., *Phys. Lett.* **B429**, 169(1998).
- [33] Arnowitt and P. Nath, *Phys. Rev. Lett.* **69**, 725 (1992); P. Nath and R. Arnowitt, *Phys. Lett. B* **287**, 89 (1992).
- [34] N. A. Bahcall, J. P. Ostriker, S. Perlmutter and P. J. Steinhardt, *Science* **284**, 1481 (1999) [arXiv:astro-ph/9906463].

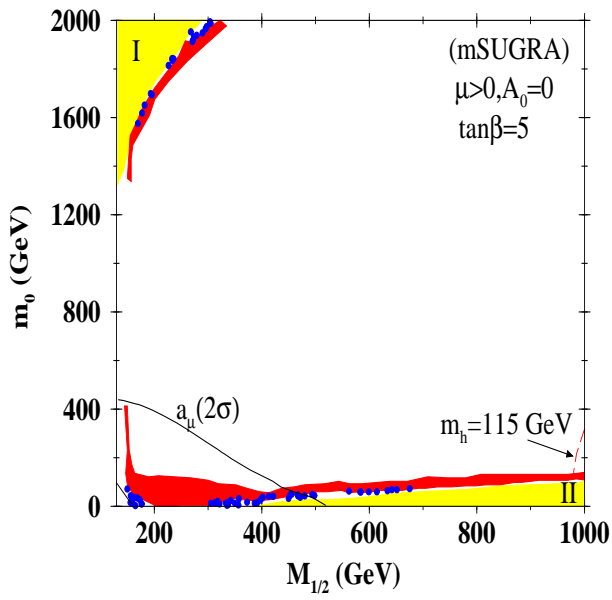
- [35] K.L. Chan, U. Chattopadhyay and P. Nath, *Phys. Rev. D* **58**, 096004 (1998).
- [36] CMS Collaboration, Technical Proposal: CERN/LHCC 94-38(1994); ATLAS Collaboration, Technical Proposal, CERN/LHCC 94-43(1994); H. Baer, C. h. Chen, F. Paige and X. Tata, *Phys. Rev. D* **52**, 2746 (1995) [arXiv:hep-ph/9503271].
- [37] J. R. Ellis, A. Ferstl and K. A. Olive, arXiv:hep-ph/0106148. ;arXiv:hep-ph/0106148; A. Corsetti and P. Nath, *Phys. Rev. D* **64**, 125010 (2001) [arXiv:hep-ph/0003186]. ; R. Arnowitt, B. Dutta and Y. Santoso, *Int. J. Mod. Phys. A* **16S1B**, 852 (2001) [arXiv:hep-ph/0011196]. ; J. L. Feng, K. T. Matchev and F. Wilczek, *Phys. Lett. B* **482**, 388 (2000) [arXiv:hep-ph/0004043]. ; A. Bottino, F. Donato, N. Fornengo and S. Scopel, *Phys. Rev. D* **63**, 125003 (2001) [arXiv:hep-ph/0010203]. ; T. Nihei, L. Roszkowski and R. Ruiz de Austri, *JHEP* **0207**, 024 (2002) [arXiv:hep-ph/0206266].
- [38] H. V. Klapdor-Kleingrothaus *et al.* [GENIUS Collaboration], arXiv:hep-ph/9910205
- [39] N.J.T. Smith *et al.*, Published in *Buxton 1998, The identification of dark matter* 335-340; D. Cline *et al.*, *Astropart. Phys.* **12**, 373 (2000).
- [40] R. Bernabei *et al.* [DAMA Collaboration], *Phys. Lett.* **B480**,23(2000)
- [41] R. Abusaidi *et al.*, *Phys. Rev. Lett.* **84**, 5699(2000), "Exclusion Limits on WIMP-Nucleon Cross-Section from the Cryogenic Dark Matter Search", CDMS Collaboration preprint CWRU-P5-00/UCSB-HEP-00-01 and astro-ph/0002471.
- [42] A. Benoit *et al.*, arXiv:astro-ph/0206271.

### Figure Captions

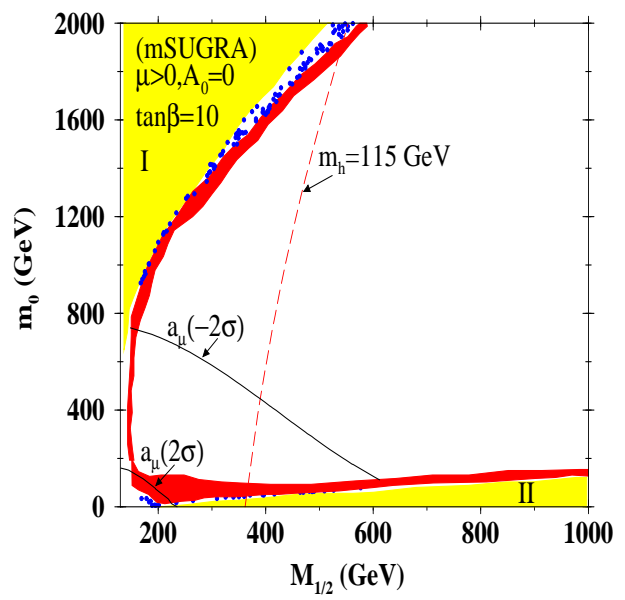
Figure 1: Analysis in mSUGRA exhibiting the allowed and the disallowed regions in the  $m_0 - M_{\frac{1}{2}}$  plane due to the radiative breaking of the electro-weak symmetry, the  $b \rightarrow s + \gamma$  constraint and the neutralino relic density constraint as discussed in the text for values of  $\tan \beta$  of 5,10,30 and 50. The area to the right of the dotted blue line in each case is the allowed region by the  $b \rightarrow s + \gamma$  constraint and the (red) dark area satisfy the relic density constraint  $0.1 < \Omega_{\chi^0} h^2 < 0.3$  (while the (blue) dark filled circles satisfy  $0.02 < \Omega_{\chi^0} h^2 < 0.1$ ). The region I is discarded because of the absence of the electroweak radiative symmetry breaking or via the lower limit of chargino mass constraint. The region II is eliminated because of stau becoming the LSP. The solid black lines exhibit the lower limit ( $a_\mu(2\sigma)$ ) and the upper ( $a_\mu(-2\sigma)$ ) limit corresponding to the  $\pm 2\sigma$  variation around the central value given by the first line of Eq.(2). The LEP 'higgs signal' is also indicated in the figures.

Figure 2: Mass ranges of sparticles and Higgs bosons as well as the  $\mu$  parameter in mSUGRA for  $\mu > 0$  when the  $1\sigma$  and  $2\sigma$   $g_\mu - 2$  constraints are imposed and  $\tan \beta$  ranges from 2-60 and  $A_0 = 0$ . The  $b \rightarrow s + \gamma$  constraint and the relic density constraint are not imposed. For each (s)particle the vertical line to the left is the range in mass allowed by a  $2\sigma$   $g_\mu - 2$  constraint while the vertical line to the right is the mass range allowed by a  $1\sigma$   $g_\mu - 2$  constraint.

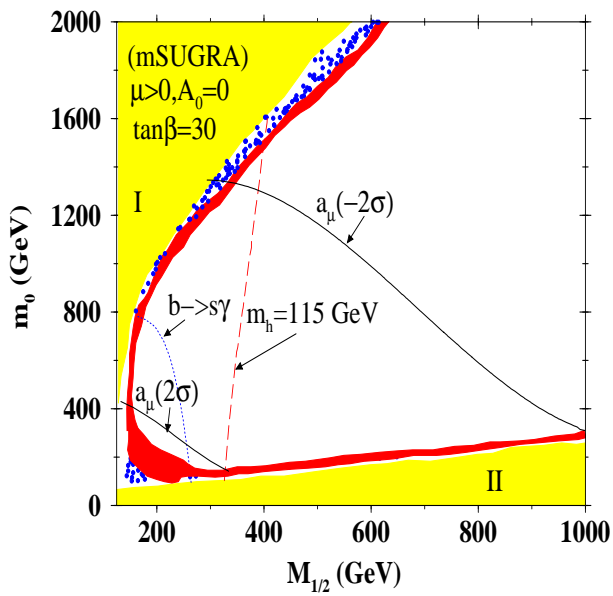
Figure 3: A plot of the scalar proton-LSP cross-section  $\sigma_{\chi p}$  vs LSP mass  $m_\chi$  which enters in the direct detection rates. The blue dots are the points allowed in mSUGRA and the red filled circles satisfy the constraint  $0.1 < \Omega h^2 < 0.3$ . Black squares which form the black region satisfy the  $2\sigma$  constraints on  $b \rightarrow s + \gamma$  and  $g_\mu - 2$ . The enclosed region on the top left hand side is the region where the DAMA collaboration[40] claims a signal. The dot-dashed line on top is the upper limit from CDMS[41] while the solid line is the latest upper limit from EDELWEISS experiment[42]. The lower dashed line is the sensitivity that will be reached by the CDMS experiment at Soudan mine while the dotted line is the sensitivity that will be achieved by the GENIUS detector[38].



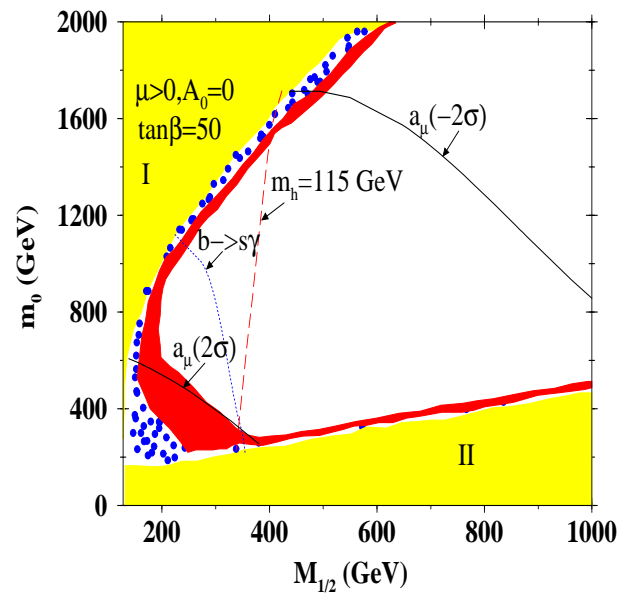
(a)



(b)



(c)



(d)

Figure 1:

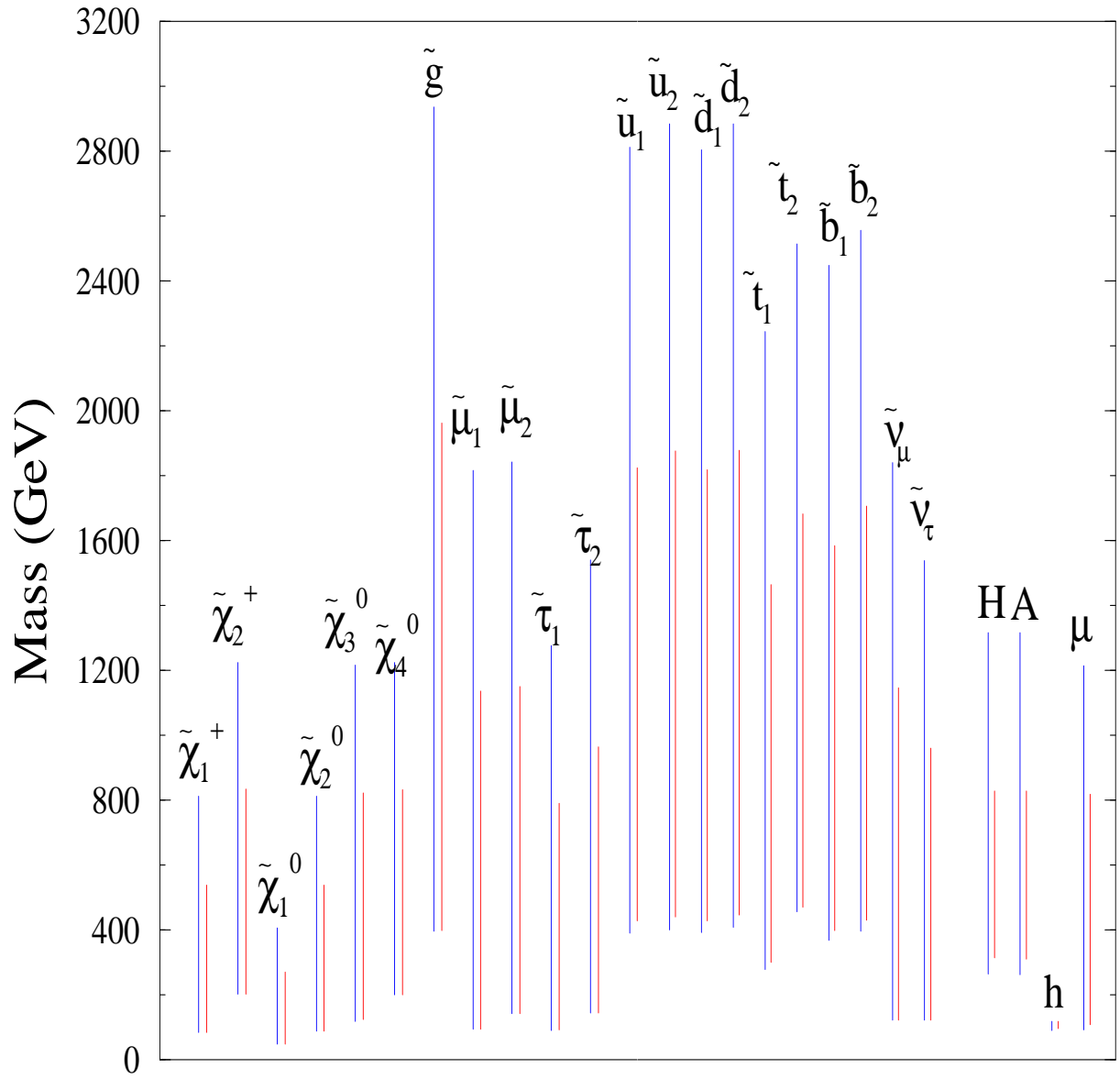


Figure 2:

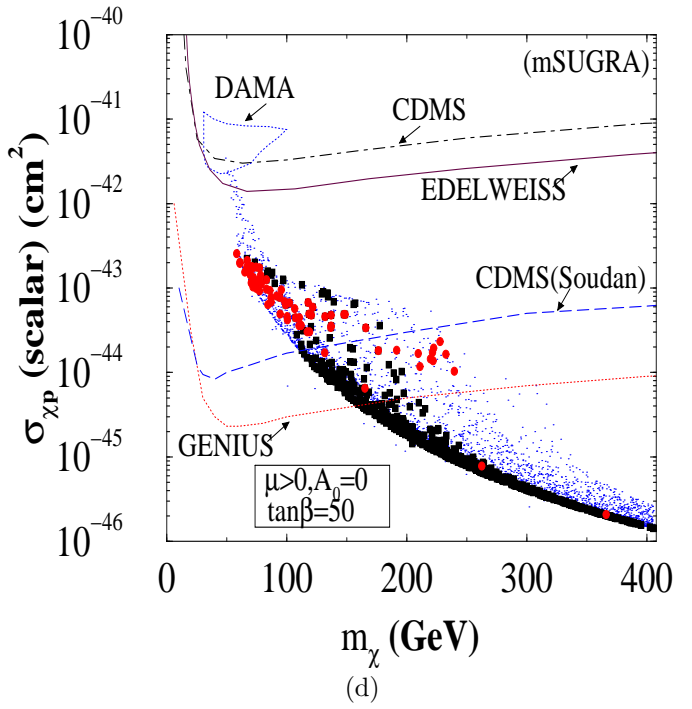
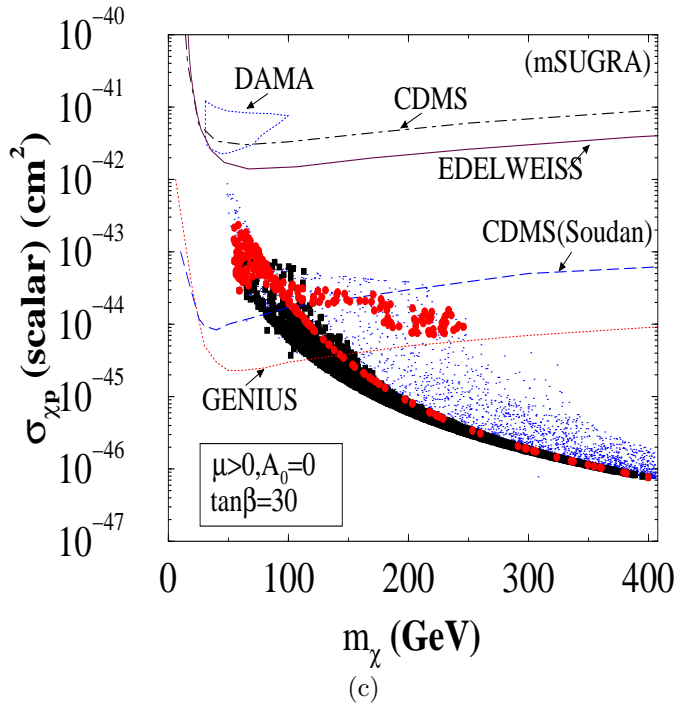
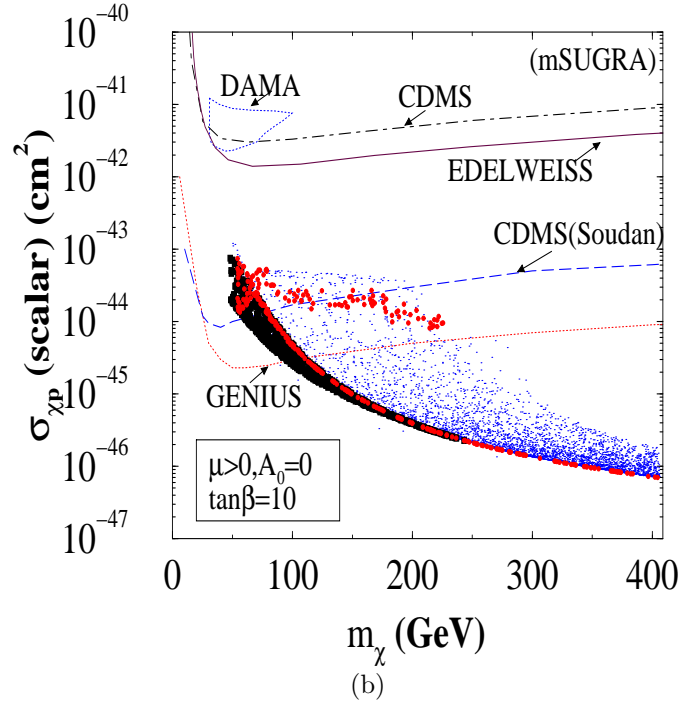
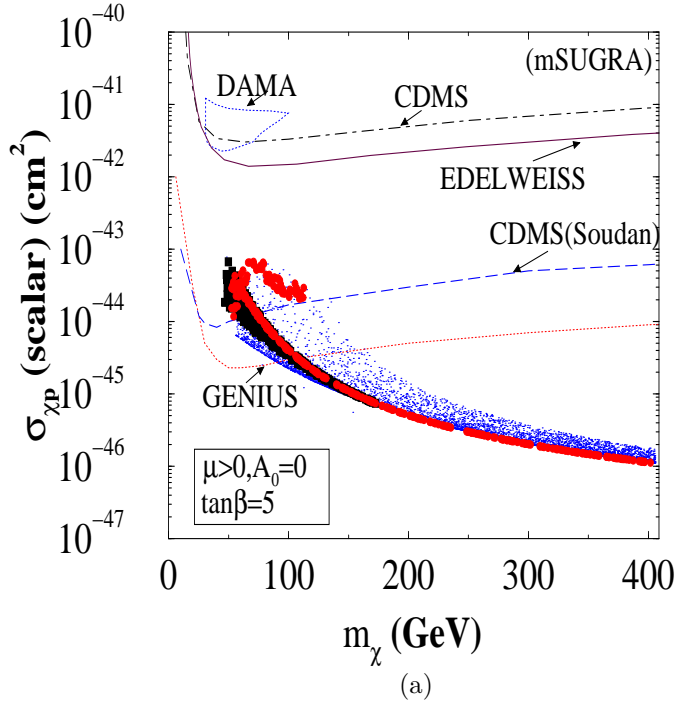


Figure 3: