

# Prospects for Observing an Invisibly Decaying Higgs Boson in the $t\bar{t}H$ Production at the LHC

Borut Paul Kersevan<sup>1,2</sup>, Maciej Malawski<sup>3</sup>, and Elzbieta Richter-Was<sup>4,5;a</sup>

<sup>1</sup> Faculty of Mathematics and Physics, University of Ljubljana, Jadranska 19, SI-1000 Ljubljana, Slovenia.

<sup>2</sup> Jozef Stefan Institute, Jamova 39, SI-1000 Ljubljana, Slovenia.

<sup>3</sup> Institute of Computer Science, University of Mining and Metallurgy, 30-059 Krakow, al. A. Mickiewicza 30, Poland.

<sup>4</sup> Institute of Computer Science, Jagellonian University, 30-072 Krakow, ul. Nawojki 11, Poland.

<sup>5</sup> Institute of Nuclear Physics, 30-055 Krakow, ul. Kawary 26a, Poland.

Preprint T P J U -11/2002

**Abstract.** The prospects for observing an invisibly decaying Higgs boson in the  $t\bar{t}H$  production at LHC are discussed. An isolated lepton, reconstructed hadronic top-quark decay, two identified  $b$ -jets and large missing transverse energy are proposed as the final state signature for event selection. Only the Standard Model backgrounds are taken into account. It is shown that the  $t\bar{t}Z$ ,  $t\bar{t}W$ ,  $b\bar{b}Z$  and  $b\bar{b}W$  backgrounds can individually be suppressed below the signal expectation. The dominant source of background remains the  $t\bar{t}$  production. The key for observability will be an experimental selection which allows further suppression of the contributions from the  $t\bar{t}$  events with one of the top-quarks decaying into a tau lepton. Depending on the details of the final analysis, an excess of the signal events above the Standard Model background of about 10% to 100% can be achieved in the mass range  $m_H = 100 - 200$  GeV.

## 1 Introduction

While several production and decay modes of the Higgs boson have already been studied in the past [1], the invisibly decaying Higgs boson has not yet been exhaustively discussed in the searches scenarios of the LHC experiments. There are however many different and reasonable theoretical ideas which implicate an invisibly decaying Higgs boson. These motivations include models with light neutralinos, spontaneously broken lepton number, radiatively generated neutrino masses, additional single scalar(s), or right handed neutrinos in the extra dimensions. For a nice recent overview see e.g. [2].

Some theoretical studies have already some time ago addressed the question of how to look for the evidence of an invisible Higgs decay. In [3] the use of the  $WH \rightarrow ZH$  production mode was suggested and roughly evaluated. The observation of the invisibly decaying Higgs boson in the associated  $t\bar{t}H$  production has been proposed in [4]. Prospects for the observability of this decay mode in the Vector Boson Fusion production has been proposed and evaluated in [5]. The aforementioned options have been recently revisited in [6], where the results from the more experimental specific analyses were reported.

In this paper the prospects for observation of an invisibly decaying Higgs in the  $t\bar{t}H$  production are revised. The evidence will be an excess of very exclusively selected

events with a single isolated lepton, large missing transverse energy, two identified  $b$ -jets and one reconstructed top-quark in the hadronic decay mode. Such signature requires very dedicated work on understanding the systematic sources originating in both physics and detector simulation. Currently, all these aspects can certainly not be covered. The aim of this paper is rather to evaluate possible sources of the Standard Model backgrounds and to identify the dominant contributions thereof.

## 2 Signal and Background Processes

The proton-proton collisions at 14 TeV centre-of-mass energy are simulated, using the matrix element based generator AcerMC [7] and general purpose generators PYTHIA [8] and HERWIG [9] for event generation.

For simulation of the computationally demanding 2 + 4 background processes the presented study benefits from the availability of the matrix element implementations and efficient phase-space modeling in the AcerMC generator. Events generated with the matrix elements of AcerMC are further evolved through the QCD shower algorithms and eventually hadronised using the shower evolution provided by PYTHIA. In addition, the top-quark decays in the matrix element processes generated by AcerMC are handled by PYTHIA. The CTEQ5L structure functions and the default settings of the initialisation parameters for PYTHIA and HERWIG are used. The cross-sections for signal and background processes are specified in Table 1.

<sup>a</sup> Supported in part by Polish Government grant KBN 2P 03B 11819.

The signal events,  $gg; qq \rightarrow t\bar{t}H$ , are generated with the PYTHIA event generator. No model for the invisibly decaying Higgs is assumed; the only postulate is that the Higgs boson is invisible to the detector. The latter is equivalent to assuming a 100% branching ratio of the Higgs boson to invisible particles and its coupling to the  $t\bar{t}$  pair is set equal the Standard Model prediction. In addition, any assumptions on the mass/spin of the invisible decay products are omitted. The signal production in the mass range 100–200 GeV is analysed.

The proposed analysis relies on identifying the top-quark pair production in the association with the invisibly decaying object and the lepton-hadron<sup>1</sup> decay mode of the top-quark pair, where an isolated lepton will trigger an experiment. In the initial step of the events selection one requires two identified (tagged) b-jets, at least two additional jets in the central detector region and a large missing transverse energy. The possible background processes are those which involve a top-quark pair or b-quark pair production associated with the W or Z-boson.

$gg; qq \rightarrow t\bar{t}$ : This irreducible continuum background is generated both with PYTHIA and HERWIG generators. As the implementations of the QCD showering/hadronisation models are different in PYTHIA and HERWIG, it is considered as very interesting to study how the consistency of the estimates from both event samples, while the same initial cross-section is assumed<sup>2</sup>.

$gg; qq \rightarrow Z t\bar{t}; Z \rightarrow \ell\bar{\ell}$ : This irreducible resonant background is generated with the AcerMC matrix element generator.

$qq \rightarrow W t\bar{t}; W \rightarrow \ell\bar{\nu}$ : This reducible background is generated with the AcerMC matrix element generator. In the implemented matrix element the W-boson from the hard process is forced to decay into a lepton and neutrino. As the required lepton can also be produced in the semi-leptonic top-quark decays, the hard-process W-boson could thus also decay hadronically, consequently the generated background is multiplied by a combinatorial factor three in the final results. This approximation is acceptable under the assumption that the acceptance is roughly comparable for events involving either a leptonic decay of the W-boson from the hard process or a leptonic decay of a W-boson from top-quark decays. This is an acceptable assumption as already the initial cross-section for this process is comparable with the signal values and the irreducible  $t\bar{t}Z$  background predictions. Even with the combinatorial factor three included the  $t\bar{t}W$  background contribution is expected to be on the order of the  $t\bar{t}Z$  contribution at most.

$gg; qq \rightarrow Z b\bar{b}; Z \rightarrow \ell\bar{\ell}$ : This reducible background is generated with the AcerMC matrix element generator. The Z boson is required to decay into a lepton pair. This background process is considered to reproduce quite reliably

Table 1. Cross-section for signal and background processes. Branching ratios are included only for hard-processes  $W \rightarrow \ell\bar{\nu}, Z \rightarrow \ell\bar{\ell}$  and  $Z \rightarrow \nu\bar{\nu}$  decays (3 families of neutrinos and two families of leptons). For W-bosons originating in top-quark decays all decay channels are allowed. For the  $Z \rightarrow \nu\bar{\nu}$  the cut  $m_{\nu\bar{\nu}} > 10$  GeV is set. In the signal simulation the strength of the Higgs coupling to the top-quark is assumed to be the equal to the Standard Model prediction.

Process	Generator	(BR)
$t\bar{t}H$	PYTHIA	
$m_H = 100$ GeV		1 000 fb
$m_H = 120$ GeV		575 fb
$m_H = 140$ GeV		350 fb
$m_H = 160$ GeV		230 fb
$m_H = 200$ GeV		110 fb
$t\bar{t}Z, Z \rightarrow \ell\bar{\ell}$	AcerMC	190 fb
$t\bar{t}$	PYTHIA, HERWIG	490 000 fb
$t\bar{t}W, W \rightarrow \ell\bar{\nu}$	AcerMC	140 fb (3)
$b\bar{b}W, W \rightarrow \ell\bar{\nu}$	AcerMC	73 000 fb
$b\bar{b}Z, Z \rightarrow \ell\bar{\ell}$	AcerMC	52 800 fb

the estimates from the inclusive Z-boson production. Recent study in [10] has shown that the rates for  $Z b\bar{b}$  events agree within 10% with the predictions of the more inclusive approach of generating  $qq \rightarrow Z$  hard processes and invoking parton shower afterwards. Requiring a reconstruction of one top-quark in the hadronic mode, large missing transverse energy and vetoing additional lepton will strongly suppress this background.

$qq \rightarrow W b\bar{b}; W \rightarrow \ell\bar{\nu}$ : This reducible background is generated with the AcerMC matrix element generator. The W boson is required to decay to a lepton and neutrino. This background represents the lowest limit of what is expected from the inclusive W-boson production. Recent study in [10] has shown that the more inclusive, parton shower based estimates for events with two b-jets and one isolated lepton, are not exceeding the matrix element results by more than a factor two. Requiring reconstruction of one top-quark in the hadronic mode and a large transverse missing energy will suppress it strongly.

The list presented above, although quite exhaustive already, does not include different reducible backgrounds with one or two misidentified b-jets. From the experience of several studies done in [1], one does not expect these backgrounds to contribute more than 20–30% of the respective backgrounds with two true b-quarks.

In the presented analysis about  $10^8$  unweighted events was generated for the  $t\bar{t}$  process with PYTHIA and HERWIG and about  $10^6$  for each of the background processes generated with AcerMC.

<sup>1</sup> lepton-hadron denotes one top quark decaying  $t \rightarrow W b \rightarrow \ell \bar{\nu} b$  and the other  $t \rightarrow W b \rightarrow \ell' \bar{\nu}' b$ , where  $\ell'$  stands for electron or muon.

<sup>2</sup> The PYTHIA cross-section value is used throughout the analysis. The HERWIG cross-section prediction is lower by 17%, mainly due to the different implementation of QCD.

### 3 Simplified Detector Simulation

For the needs of this analysis a simplified version, [11], of the fast simulation/reconstruction of the ATLAS detector at LHC was used. It reads generated events and provides reconstructed experimental observables: isolated leptons, jets, identified b-jets, transverse energy. Isolated leptons are reconstructed within the pseudo-rapidity range of  $|j| < 2.5$ ; the same pseudo-rapidity coverage is possible for b-jet identification. Jets are reconstructed within  $|j| < 5.0$ . The transverse momentum thresholds are set for trigger muon to 20 GeV, for trigger electron to 25 GeV and the threshold for jet reconstruction is set to 15 GeV. Additional leptons are vetoed with the threshold of 6 GeV for muon and 10 GeV for electron.

The applied estimates are a 90% efficiency for lepton identification and reconstruction, about 80% efficiency for jet reconstruction and 60% efficiency for b-jet identification (with misidentification probability of 1% for light jets and 10% for c-jets). Resolution of the reconstructed missing transverse energy components is on the order of 6 GeV.

These performance figures are representative for the low luminosity operation of the ATLAS detector. More details about the detector performance and fast simulation/reconstruction can also be found in [1,12].

### 4 Analysis

The invisibly decaying Higgs boson production in association with two top-quarks leads to a very distinct signature, namely the large missing transverse energy and an accompanying top-quarks pair. Requiring a fully or partially reconstructed top-quark pair will allow for strong suppression of backgrounds from W or Z production, leaving the tt background as the dominant one. The (reducible) top-quark background production rate is enormous, the initial cross-section is by factor  $5 \cdot 10^2$ – $5 \cdot 10^3$  higher than the signal one. The only notable distinction between the signal events and these events was found to be a much larger missing transverse energy. Therefore, a selection which implies accepting the purest possible sample with fully reconstructed hadronic top-quark decay and partially reconstructed semi-leptonic top decay is proposed.

The focal point of the proposed selection is to suppress as much as possible the contribution from events with one  $t \rightarrow b$  decay, which results in a large transverse missing energy in the event reconstruction.

- { An isolated lepton from the semi-leptonic decay of the one top-quark is required to provide trigger for these events. In addition, a veto on events with an additional isolated lepton is set in order to suppress the  $b\bar{b}Z$  background.
- { Both b-jets have to be identified (tagged), which efficiently reduces background from the inclusive Z- or W-boson production.
- { One top-quark reconstructed in the hadronic decay mode  $t \rightarrow jjb$  is required. The best jjb combination is chosen from the set of possible permutations, the

criteria being  $m_{jj} = m_W \pm 15 \text{ GeV}$  and  $|j^{\text{jet}}| < 2.0$ . Taking only the central jets for  $W \rightarrow jj$  reconstruction reduces the fraction of events with "fake" reconstruction of the  $W \rightarrow jj$ , where the jets originate in the initial or final state QCD radiation and not in the W-boson decay. We apply a  $W$  mass constraint in order to re-calibrate the four-momenta of jets as this optimises the resolution of the reconstructed jjb system. The jjb system is considered to reconstruct a top-quark if  $m_{jjb} = m_t \pm 25 \text{ GeV}$ .

- { It is not feasible, without further assumptions, to require a full reconstruction of the semi-leptonically decaying top-quark in signal events. For such a reconstruction one needs information on the missing transverse energy from the W-boson decay. The latter is however not available, as both the leptonic W-boson decay and the Higgs boson decay itself contribute to the missing transverse energy in those events. Instead, one decided to explore the fact that the expected transverse mass of the lepton and  $E_T$  system,  $m_T(\ell; E_T)$ , is much higher in the signal than in the tt background events, see Fig 1. For the tt events, with the missing transverse energy coming predominantly from the  $W \rightarrow \ell \bar{\nu}$  decay, one can observe characteristic sharp end-point in the  $E_T$  distribution at about the W-boson mass. The tail in this distribution is contributed mostly by events with one  $W \rightarrow \ell \bar{\nu}$  decay or with both W-bosons decaying  $W \rightarrow \ell \bar{\nu}$ . For selection we require  $m_T(\ell; E_T) > 120 \text{ GeV}$ .
- { A large missing transverse energy of the system,  $E_T > 150 \text{ GeV}$ , is required.
- { Finally, the signal-to-background ratio is enhanced by the additional requirement of the large transverse momenta in the reconstructed system,  $p_T^{\text{rec}} > 250 \text{ GeV}$ . The  $p_T^{\text{rec}} = p_T^j + p_T^l$  where the sum runs over the transverse momenta of reconstructed objects from top-quarks decays: two b-jets, two light jets used for the reconstruction of the  $W \rightarrow qq$  decay and an isolated lepton. This further suppresses the backgrounds where true top quarks are not present, like  $b\bar{b}Z$  and  $b\bar{b}W$ .

In Table 2 the selection criteria and cumulative acceptances from signal and dominant background processes are specified. The selection cut  $E_T > 150 \text{ GeV}$  is quite loose and certainly can be optimised further. The cumulative acceptance for signal events is about 0.4%. The acceptance is indeed very similar for the ttH signal events at  $m_H = 120 \text{ GeV}$  and for the ttZ background events. The cumulative acceptance for the tt process is of  $1.9 \cdot 10^5$  for PYTHIA events and  $2.9 \cdot 10^5$  for HERWIG events.

After performing the selection, about 55% of the tt events comes from the lepton-tau<sup>3</sup> decay and 30% from the lepton-lepton decay of the top-quark pair in the PYTHIA

<sup>3</sup> The lepton-tau label denotes one top quark decaying  $t \rightarrow W b \rightarrow \ell \bar{\nu} b$  and another  $t \rightarrow W b \rightarrow \ell \bar{\nu} b$ , where  $\ell$  stands for electron or muon. The lepton-lepton decay labels events with both top quarks decaying  $t \rightarrow W b \rightarrow \ell \bar{\nu} b$ . Finally, the lepton-hadron decay labels events with one top quark decaying  $t \rightarrow W b \rightarrow \ell \bar{\nu} b$  and another  $t \rightarrow W b \rightarrow qqb$ .

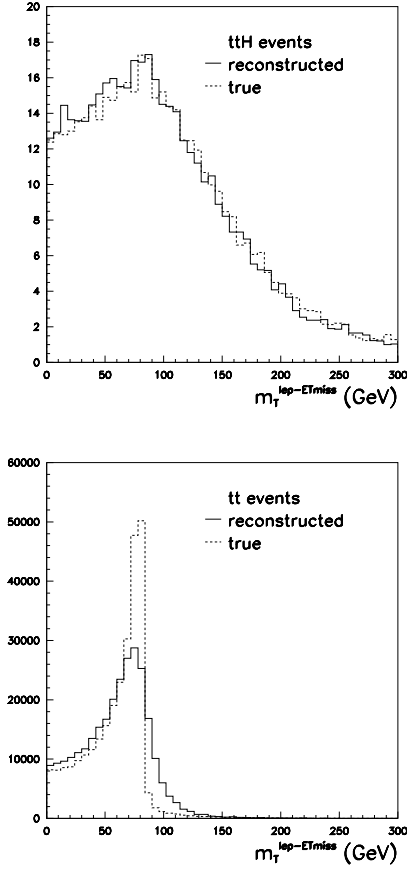


Fig. 1. Reconstructed transverse mass of the lepton and  $E_T$  system in the  $ttH$  events (top plot) and in the  $tt$  events (bottom plot). The dashed line denotes the distributions calculated from the true invisible energy of the primary products of  $W$  boson decays in these events, obtained by using the generator level information. The distributions are normalised to the number of events expected for an integrated luminosity of  $30\text{fb}^{-1}$ .

sample, while for the HERWIG events the respective fractions are 70% and 20%. In these two cases the  $jjb$  combination is thus made from the ISR/FSR jets and not from the true  $W \rightarrow q\bar{q}$  decays. These events could hopefully be suppressed further by implementing a tau-jet veto and with more stringent requirements in the  $t \rightarrow jjb$  reconstruction. The cumulative acceptance for the  $tt$  background is found to be about 50% higher for events generated with HERWIG than with PYTHIA generator.

The expected numbers of events for an integrated luminosity of  $30\text{fb}^{-1}$  are given in Table 3. Several values of the Higgs boson masses are studied, while assuming the Standard Model production cross-sections.

Taking as an example the results for the  $tt$  background obtained with PYTHIA generator, the signal-to-background ratio is about 17% for Higgs boson mass of 100 GeV and about 6.5% for the Higgs mass of 200 GeV. The total number of expected events from all backgrounds, but the

Table 2. The cumulative acceptances for the specified selection criteria. Efficiencies for  $b$ -tagging and lepton identification are included. The generation of the event samples was discussed in Sect. 2. A Higgs boson mass of 120 GeV is assumed for signal events. Only the dominant background sources are listed.

Process	$ttH$ PYTHIA	$ttZ$ AcerMC	$tt$ PYTHIA	$tt$ HERWIG
Trigger lepton	22%	22%	22%	22%
2 $b$ -jets + 2 jets	5.2%	5.2%	5.2%	5.7%
rec. $t$ -quark ( $jjb$ )	2.6%	2.6%	2.6%	3.1%
$m_T^{\text{lep}, E_T} > 120 \text{ GeV}$	0.87%	0.91%	$4.2 \cdot 10^4$	$5.2 \cdot 10^4$
$E_T > 150 \text{ GeV}$	0.42%	0.45%	$2.3 \cdot 10^5$	$3.6 \cdot 10^5$
$P_{T^{\text{rec}}} > 250 \text{ GeV}$	0.39%	0.42%	$1.9 \cdot 10^5$	$2.9 \cdot 10^5$

Table 3. Expected numbers of events for an integrated luminosity of  $30\text{fb}^{-1}$  and selection as specified in Table 1. Efficiencies for  $b$ -tagging and lepton identification are included. The (PY) and (HW) denote the results for the  $tt$  events generated with PYTHIA and HERWIG respectively. Also shown is the separate contribution to the  $tt$  background from the lepton-hadron events.

Process	No. of events
$ttH$ , $m_H = 100 \text{ GeV}$	95
$m_H = 120 \text{ GeV}$	65
$m_H = 140 \text{ GeV}$	50
$m_H = 160 \text{ GeV}$	40
$m_H = 200 \text{ GeV}$	25
$ttZ$	25
$ttW$	25
$tt$ (all)	280 (PY), 470 (HW)
(only lepton-hadron)	40 (PY), 50 (HW)
$bbW$	10
$bbZ =$	10

$tt$  one, is on the level of the signal itself. It is evident that in case the "fake" reconstructions could be eliminated in the  $tt$  events, the signal-to-background ratio could be brought to e.g. 60% for the  $m_H = 120 \text{ GeV}$ , without changing thresholds on the  $E_T$ .

In Figure 2 the expected final (post-selection) distribution of the  $E_T$  and  $p_T^{\text{rec}}$  is shown for the Higgs mass of 120 GeV. One can clearly see that the shape of the  $E_T$  distribution is much steeper for the  $tt$  events than for the signal ones. In addition, the shape of the  $p_T^{\text{rec}}$  distribution is different for both classes of events and in fact the applied threshold 250 GeV is shown to be rather low.

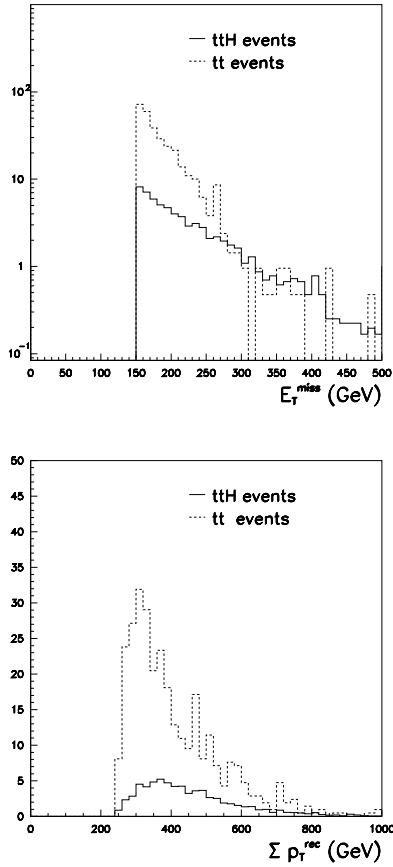


Fig. 2. Reconstructed missing transverse energy  $E_T$  (top) and sum of the transverse momenta of reconstructed objects  $p_T^{\text{rec}}$  (bottom). The solid line denotes the  $t\bar{t}H$  signal with  $m_H = 120$  GeV, the dashed one the  $t\bar{t}$  background prediction. The distributions before the last selection step specified in Table 1 are shown. The distributions are normalised to the number of events expected for an integrated luminosity of  $30\text{fb}^{-1}$ .

One may also expect that the shape of the  $p_T^{\text{rec}}$  (or analogous) distributions will be sensitive to the Higgs boson mass, thus allowing for the extraction of that information with some precision, limited by the signal-to-background ratio.

One can certainly increase the signal-to-background ratio by rising thresholds on the  $E_T$ ,  $p_T^{\text{rec}}$  or other reconstructed visible observables, like e.g. the total transverse momenta of the top-quark and lepton system,  $P_T^{\text{rec}}$ , or transverse momenta of the top-quark,  $p_T^{\text{top}}$ . Taking as the reference the distributions shown in Figure 3, increasing the threshold on the  $E_T$  to about 250 GeV would result in increasing the signal-to-background ratio (only  $t\bar{t}$  background) to about one, while still keeping the expected number of signal events to about 25. The  $p_T^{\text{rec}}$  and  $E_T$  distributions coincide very well for  $E_T$  above 200 GeV, so the calibration of the  $E_T$  distribution can be well controlled from the data itself.

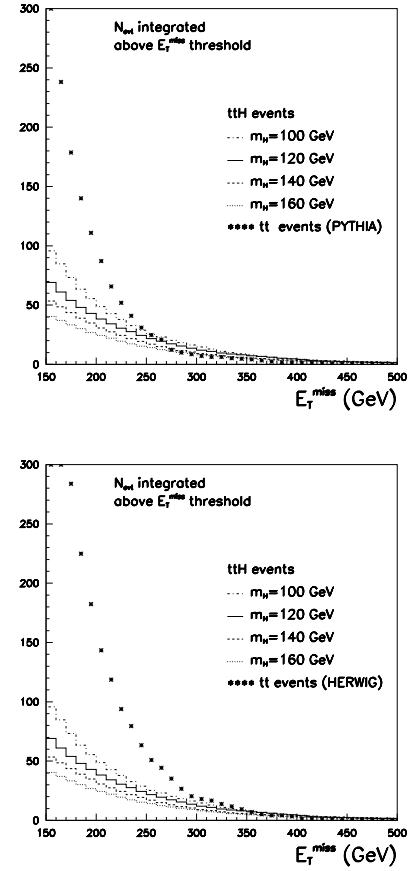


Fig. 3. Integrated number of events from the  $t\bar{t}H$  signal with  $m_H = 100, 120, 140, 160$  GeV (histograms) and the  $t\bar{t}$  background (stars) as a function of the  $E_T$  threshold. The results for  $t\bar{t}$  events simulated with PYTHIA (top) and HERWIG (bottom) generators are shown. The distributions are normalised to the number of events expected for an integrated luminosity of  $30\text{fb}^{-1}$ .

One can also increase signal-to-background ratio by further optimising the selection criteria, e.g. by asking for an isolation in the azimuthal angle of the  $E_T$  direction from the reconstructed jets, reconstructed top-quark or the isolated lepton. It has been checked that the moderate isolation requirement,  $> 0.4$ , can improve signal-to-background ratio by 20-30% at the price of reducing signal rates by a comparable amount.

Nevertheless, in our opinion, the key point for the signal observability remains the experimental efficiency for reducing the fake  $W \rightarrow q\bar{q}$  reconstruction and thus the contribution from the  $t\bar{t}$  events with lepton-tau and lepton-lepton decays.

## Conclusions

The prospects for observing the invisibly decaying Higgs boson in the  $t\bar{t}H$  production at LHC were discussed. The proposed analysis required one top-quark reconstructed

in the hadronic decay mode, an isolated lepton (electron, muon) from the decay of the second top-quark and a large missing transverse energy. Evidence for signal would be an observation of an excess of such events above the background. Expected excess can be on the level from 10% to even 100% or more, depending on the required threshold on the missing transverse energy and on the assumed Higgs boson mass. It can be expected that some sensitivity to the Higgs boson mass could be revealed by the hardness of the reconstructed visible part of the event, the  $p_T^{\text{rec}}$ ,  $p_T^{\text{rec}}$  or similar distributions. The signal observability should not degrade significantly for the high-luminosity operation of the detectors. Thus, the sensitivity to the signal is expected to rise with the increasing collected integrated luminosity.

The availability of the matrix element implementations for  $t\bar{t}Z$ ,  $t\bar{t}W$ ,  $t\bar{t}Z$  and  $t\bar{t}W$  processes in the AcerMC generator allowed to conclude that the total contribution from these background processes could be kept on the level or below the signal one.

The dominant Standard Model background comes from the  $t\bar{t}$  production with one top-quark decaying semi-leptonically into electron or muon and the second one into tau-lepton. It was also shown, by comparing results for the  $t\bar{t}$  background generated with PYTHIA and HERWIG Monte Carlo, that for the naive estimate one would have to study very carefully systematics from the showering, hadronisation and decays models. The key to reduce the  $t\bar{t}$  background further will be the purest possible reconstruction of the top-quark hadronic decays ( $t \rightarrow q\bar{q}b$ ), thus eliminating the events with the top-quark decaying to tau-lepton ( $t \rightarrow b\bar{\nu}_\tau$ ).

It was concluded that the final optimisation of the observability potential demands much more sophisticated experimental analysis than foreseen in the scope of this paper. Rather than increasing threshold on the required missing transverse energy one should aim for the best possible suppression of the contribution from the tau-lepton events of the top-quark pair decays.

The associated Higgs production  $t\bar{t}H$  already turned to be very powerful for the  $H \rightarrow b\bar{b}$  decay mode [13]. Establishing the observability in the same production mode and the complementary decay channel (if  $H \rightarrow \text{inv}$  is open the  $H \rightarrow b\bar{b}$  is suppressed) will make this search very interesting in the range of the intermediate strength of both decays.

This work was inspired by the framework of the Higgs Working Group of the ATLAS Collaboration. B.P.K. and E.R.W. are grateful to all colleagues for the very creative atmosphere and several valuable discussions. A simplified version of the fast simulation of the ATLAS detector was used for the quantitative evaluations presented in this paper.

## References

1. ATLAS Collaboration, ATLAS Detector and Physics Performance TDR, ATLAS TDR 15, CERN/LHCC/99-15, 25 May 1999.

2. S.P. Martin and J.D. Wells, Phys. Rev. D 60 (1999) 035006.
3. D. Chudhury and D.P. Roy, Phys. Lett. B 322 (1994) 368.
4. J.F. Gunion, Phys. Rev. Lett. 72 (1994) 199.
5. O. J. P. Eboli and D. Zeppenfeld, Phys. Lett. 495 (2000) 147.
6. D. Cavallier et al., The Higgs W G summary report from Les Houches 2001 Workshop, hep-ph/0203056.
7. B. Kersevan and E. Richter-Was, The Monte Carlo event generator AcerMC version 1.0 with interfaces to PYTHIA 6.2 and HERWIG 6.3, hep-ph/0201302, Comp. Phys. Commun. in print.
8. T. Sjöstrand et al., High energy physics generation with PYTHIA 6.2, eprint hep-ph/0108264, LU-TP 01-21, August 2001.
9. G. Marchesini et al., Comp. Phys. Commun. 67 (1992) 465, G. Corcella et al., JHEP 0101 (2001) 010.
10. B. Kersevan and E. Richter-Was, What is the  $Wb\bar{b}$ ,  $Zb\bar{b}$  and  $t\bar{t}b\bar{b}$  irreducible background to the Higgs searches at LHC, Jagellonian University preprint TPUJ-6-2002, hep-ph/0203148, European Physics Journal in print.
11. E. Richter-Was, AcerDET: fast simulation and reconstruction package for the phenomenological studies at LHC, in preparation.
12. E. Richter-Was, D. Froidevaux and L. Poggioli, ATLAS Internal Note ATL-PHYS-98-131 (1998).
13. E. Richter-Was and M. Sapinski, Acta Phys. Polon. B 30 (1999) 1001.