

Scenario of light gluino and light sbottom and LEP predictions

Kingman Cheung*

National Center for Theoretical Sciences, National Tsing Hua University, Hsinchu, Taiwan, R.O.C.

Wai-Yee Keung†

Department of Physics, University of Illinois at Chicago, Chicago, IL 60187

National Center for Theoretical Sciences, National Tsing Hua University, Hsinchu, Taiwan, R.O.C.

(Dated: January 30, 2020)

The scenario of light gluinos of mass $12 - 16$ GeV and light sbottoms of mass $2 - 5.5$ GeV was advocated to explain the discrepancy between the measured and theoretical production of b quarks at the Tevatron. This scenario will have model-independent predictions for $Z \rightarrow q\bar{q}\tilde{g}\tilde{g}$ at the Z^0 -pole, and $e^+e^- \rightarrow q\bar{q}\tilde{g}\tilde{g}$ at LEP II. We show that the data for $Z \rightarrow q\bar{q}g^* \rightarrow q\bar{q}b\bar{b}$ at LEPI cannot constrain the scenario, because the ratio $\Gamma(Z \rightarrow q\bar{q}\tilde{g}\tilde{g})/\Gamma(Z \rightarrow q\bar{q}g^* \rightarrow q\bar{q}b\bar{b}) = 0.15 - 0.04$ for $m_{\tilde{g}} = 12 - 16$ GeV is smaller than the uncertainty of the data. However, at LEP II the ratio $\sigma(e^+e^- \rightarrow q\bar{q}\tilde{g}\tilde{g})/\sigma(e^+e^- \rightarrow q\bar{q}g^* \rightarrow q\bar{q}b\bar{b}) \simeq 0.4 - 0.2$ for $m_{\tilde{g}} = 12 - 16$ GeV, which may give an observable excess in $q\bar{q}b\bar{b}$ events; especially, the $4b$ events.

PACS numbers: 12.60.Jv, 13.87.Ce, 14.65.Fy, 14.80.Ly

Weak-scale supersymmetry is the leading candidate for physics beyond the standard model (SM). Supersymmetry (SUSY) is built on a solid theoretical and mathematical foundation. It is also well-motivated as an elegant solution to the gauge hierarchy problem and has merits of gauge-coupling unification, dynamical electroweak-symmetry breaking, and providing a legitimate candidate for dark matter. Search for SUSY will be a major goal at current and future accelerator collider experiments, as well as in other precision measurements, such as $g - 2$ and EDM's [1].

One of the long-standing problems in heavy flavors is the excess in hadronic production of b quarks recorded by both CDF and DØ collaborations [2]. The data is about a factor of two larger than the prediction by the most optimal choice of parameters in perturbative QCD (here optimal refers to the fact that the parameters such as b -quark mass m_b , the factorization scale μ have been tuned to maximize the prediction.)¹ Such a discrepancy was recently interpreted by Berger et al. [4] in the scenario of light gluinos and light sbottoms. Light gluinos of mass between $12 - 16$ GeV are pair-produced by $q\bar{q}$ and gg fusion processes. These are QCD processes and therefore the cross sections would be similar to b -quark production. The gluinos then undergo subsequent decays $\tilde{g} \rightarrow b\bar{b}_1^* / \bar{b}b_1$, where the sbottom has a mass $2 - 5.5$ GeV. Therefore, in the final state there are $b\bar{b} + \tilde{b}_1\tilde{b}_1^*$, in which the sbottom either remains stable or decays into other light hadrons (e.g. via R -parity violating couplings) and goes together with the b -jet. Thus, gluino-pair production gives rise to inclusive b -quark cross section. The

mass range of gluino is $m_{\tilde{g}} = 12 - 16$ GeV and sbottom $m_{\tilde{b}_1} = 2 - 5.5$ GeV. Such masses are chosen so as to reproduce both the total cross section and the transverse momentum spectrum of the b -quark.

A light gluino is not a popular scenario in a number of SUSY-breaking models, e.g., supergravity- and gauge-mediated models. However, in some moduli-dominated SUSY-breaking models, the gluino can be very light and in fact can be the LSP [5]. The gluino-LSP scenario was studied in Ref. [6] (the gluino-NLSP scenario was studied in Ref. [7].) The light gluino scenario is consistent with cosmological constraints and does not affect the precision data as long as the squarks are heavy. Thus, it is consistent with the Z^0 -pole data and other low energy data. However, the implication would be very different if both the gluino and sbottom are light. Therefore, the first impression to Berger et al.'s scenario would be that the scenario easily contradicts other experiments, especially, the Z^0 -pole data because of the light sbottom as well as the collider search for light gluinos.

Berger et al. [4] can defend their scenario by arguing that (i) all previous light gluino limits are not applicable because either the mass range is different or the decay channel of the gluino is different, and (ii) the mixing angle of \tilde{b}_L and \tilde{b}_R can be tuned to a value such that the tree-level coupling of \tilde{b}_1 to Z is negligible so as not to upset the Z observables. However, Cao et al. [8] showed that such a light gluino and a light sbottom will contribute significantly to R_b via one-loop gluino-sbottom diagrams. In order to suppress such contributions, the second \tilde{b}_2 have to be lighter than about 125 GeV (at 2σ level) in order to cancel the contribution of \tilde{b}_1 in the gluino-sbottom loop contributions to R_b . Cho [9] extended the analysis to the whole set of electroweak precision data and took into account the stop contributions because of the $SU(2)_L$ symmetry. He found a similar conclusion that the \tilde{b}_2 must

¹ Cacciari and Nason [3] argued that if the most up-to-date B fragmentation function is used the observed excess can be reduced to an acceptable level.

be light than about 180 GeV at 5σ level and the left-right mixing of the stop must be sufficiently large. On the other hand, Baek [10] showed that such constraints can be relaxed if CP-violating phases are allowed in the model. Although Berger et al.'s scenario is not ruled out, it certainly needs a lot of fine tuning in the model.

The light gluino and light sbottom scenario will certainly give rise to other interesting signals, e.g., decay of χ_b into the light sbottom [11], enhancement of $t\bar{t}b\bar{b}$ production at hadron colliders [12], decay of Υ into a pair of light sbottoms [13], and flavor-changing effects in radiative decays of B mesons [14]. As mentioned by Berger et al. [4], a light-gluino analysis was done by Baer, Cheung and Gunion [6], in which the gluino is assumed the LSP. Here in this work we modify the analysis of the light gluino and let the light gluino decay into b and \tilde{b}_1 , and study the possible constraint and implication at LEPI and LEP II.

In this Letter, we calculate the associated production of a gluino-pair with a $q\bar{q}$ pair and compare to the SM prediction of $q\bar{q}b\bar{b}$ at both LEPI and LEP II (here q refers to the sum over u, d, s, c, b and we use the massless quark approximation). We show that the current data from LEPI are not precise enough to constrain Berger et al.'s scenario. On the other hand, at LEP II ($\sqrt{s} = 189 - 209$ GeV) the $q\bar{q}\tilde{g}\tilde{g}$ production cross section is about 40–20 % of the SM production of $q\bar{q}b\bar{b}$, which may be large enough to produce an observable excess in $q\bar{q}b\bar{b}$ events. Similar conclusion can also be drawn on the $4b$ production. Such results are model-independent. If Berger et al.'s scenario is correct, the above prediction is unavoidable. We, therefore, urge our experimental colleagues at LEP to analyze the $q\bar{q}b\bar{b}$ and $4b$ channels.

At the Z^0 -pole, the lowest-order model-independent channel to produce a gluino-pair is via a gluon-splitting coming off a quark or anti-quark, as shown in Fig. 1(a). It is followed by the subsequent decay of gluino $\tilde{g} \rightarrow b\bar{b}_1^*/\bar{b}\tilde{b}_1$, and therefore, it will give rise to $q\bar{q}b\bar{b}$ production. The LEP Collaborations had measured a gluon-splitting process $Z \rightarrow q\bar{q}g^* \rightarrow q\bar{q}b\bar{b}$ at the Z^0 -pole [15, 16, 17]. The data are given as

$$\frac{\Gamma(Z \rightarrow q\bar{q}g^* \rightarrow q\bar{q}b\bar{b})}{\Gamma(Z \rightarrow \text{hadrons})} = \begin{cases} (2.77 \pm 0.42 \pm 0.57) \times 10^{-3} & \text{ALEPH} \\ (3.07 \pm 0.53 \pm 0.97) \times 10^{-3} & \text{OPAL} \\ (3.3 \pm 1.0 \pm 0.8) \times 10^{-3} & \text{DELPHI I} \\ (2.1 \pm 1.1 \pm 0.9) \times 10^{-3} & \text{DELPHI II} \end{cases}.$$

The above data have been corrected for acceptance and cut efficiencies by each experiment. We combine the above data assuming that the errors are gaussian, each data has equal weights, and the data are uncorrelated. We obtain the average and the 1σ error as

$$\frac{\Gamma(Z \rightarrow q\bar{q}g^* \rightarrow q\bar{q}b\bar{b})}{\Gamma(Z \rightarrow \text{hadrons})} = (2.83 \pm 0.51) \times 10^{-3}. \quad (1)$$

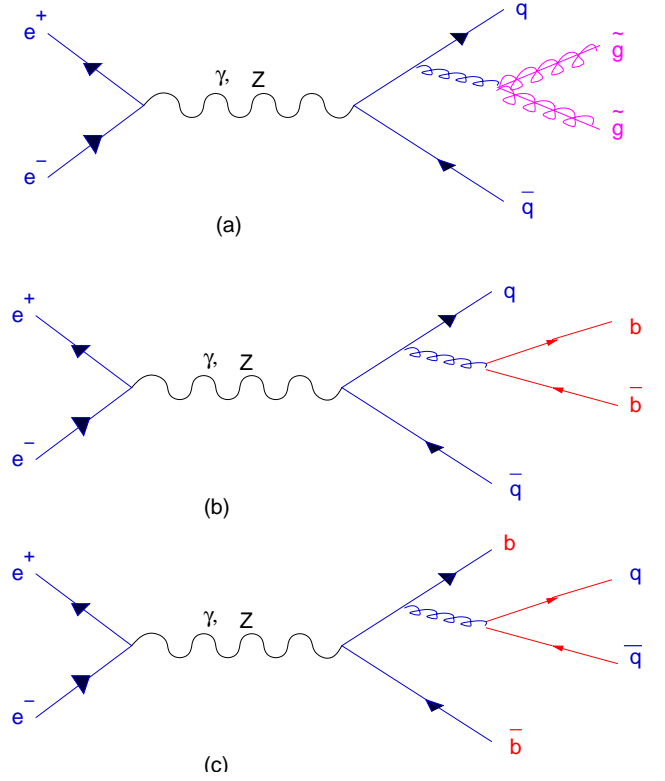


FIG. 1: Feynman diagrams contributing to (a) $e^+e^-(Z) \rightarrow q\bar{q}g\tilde{g}$, (b) $e^+e^-(Z) \rightarrow q\bar{q}g^* \rightarrow q\bar{q}b\bar{b}$, and (c) $e^+e^-(Z) \rightarrow b\bar{b}g^* \rightarrow b\bar{b}q\bar{q}$. The diagrams with the gluon bremsstrahlung off the \bar{q} are not shown.

The Feynman diagrams that contribute to the gluon-splitting production of $Z \rightarrow q\bar{q}g^* \rightarrow q\bar{q}b\bar{b}$ are shown in Fig. 1(b). The Feynman diagrams in Fig. 1(c) contribute to the same final state but can be separated from those in (b) by an invariant mass cut on $m_{q\bar{q}}$. Therefore, we calculate the SM production of $Z \rightarrow q\bar{q}g^* \rightarrow q\bar{q}b\bar{b}$ simply by computing the Feynman diagrams in Fig. 1(b). In the calculation, we have chosen $m_b = 4.25$ GeV and the strong running coupling is evaluated at $Q^2 = m_{b\bar{b}}^2$, which is the offshellness in the virtual gluon. We obtain in the SM

$$\frac{\Gamma(Z \rightarrow q\bar{q}g^* \rightarrow q\bar{q}b\bar{b})}{\Gamma(Z \rightarrow \text{hadrons})} \Big|_{\text{SM}} = 2.81 \times 10^{-3}, \quad (2)$$

where we take the total hadronic width of the Z , $\Gamma_{\text{had}} = 1.745$ GeV [18]. It agrees well with the data in Eq. (1).

Now we proceed to calculate $Z \rightarrow q\bar{q}\tilde{g}\tilde{g}$ to see if it would contribute at a level larger than the uncertainty of the data. If so the data would be able to constrain on the gluino mass. However, we found that

$$\frac{\Gamma(Z \rightarrow q\bar{q}\tilde{g}\tilde{g})}{\Gamma(Z \rightarrow \text{hadrons})} = (0.43 - 0.12) \times 10^{-3} \quad (3)$$

for $m_{\tilde{g}} = 12 - 16$ GeV, in which we have chosen $\alpha_s(Q^2 = m_{\tilde{g}\tilde{g}}^2)$ analogous to the $b\bar{b}$ calculation above. It implies that $\Gamma(Z \rightarrow q\bar{q}\tilde{g}\tilde{g})$ is only a small fraction (15% – 4%

for $m_{\tilde{g}} = 12 - 16$ GeV) of $\Gamma(Z \rightarrow q\bar{q}g^* \rightarrow q\bar{q}b\bar{b})$. A more detail comparison for $m_{\tilde{g}} = 12 - 16$ GeV is shown in Fig. 2. In Fig. 2, the data in Eq. (1) is highlighted in a band of $\pm 1\sigma$. The contribution of $Z \rightarrow q\bar{q}\tilde{g}\tilde{g}$ is added to the experimental center value for $m_{\tilde{g}} = 12 - 16$ GeV. It is obvious that the gluino contribution is always less than the 1σ error. Therefore, we conclude that the present LEP data cannot constrain the scenario at all. This gluino-pair production is independent of any mixing parameters.

The DELPHI Collaboration [17] also measured the $4b$ production due to the gluon-splitting. The statistics is even lower. We would expect $Z \rightarrow b\bar{b}\tilde{g}\tilde{g}$ be subdominant, very similar to the $q\bar{q}\tilde{g}\tilde{g}$ case. We do not pursue it further.

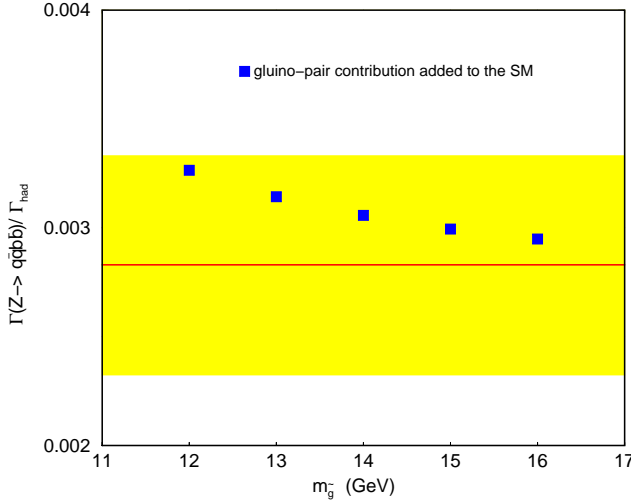


FIG. 2: The ratio $\frac{\Gamma(Z \rightarrow q\bar{q}\tilde{g}\tilde{g})}{\Gamma(Z \rightarrow \text{hadrons})}$ added to the SM prediction. The band is the $\pm 1\sigma$ of the data given in Eq. (1) at the Z^0 pole.

At LEP II, the situation would be different because of higher energies and more phase space. We show the cross section of $\sigma(e^+e^- \rightarrow q\bar{q}\tilde{g}\tilde{g})$ versus $m_{\tilde{g}} = 10 - 20$ GeV for $\sqrt{s} = 189, 209$ GeV in Fig. 3(a). In general, there are two factors affecting the cross section: (i) this is a s -channel process as far as the initial e^+e^- is concerned, and so the cross section decreases with \sqrt{s} , and (ii) as \sqrt{s} increases more phase space is available for the massive gluinos. The cross sections for $\sigma(e^+e^- \rightarrow q\bar{q}g^* \rightarrow q\bar{q}b\bar{b})$ with $m_b = 4.25$ GeV are 0.19 and 0.17 pb at $\sqrt{s} = 189$ and 209 GeV, respectively.² In Fig. 3(b), we plot the ratio

$$R_{\tilde{g}} \equiv \frac{\sigma(e^+e^- \rightarrow q\bar{q}\tilde{g}\tilde{g})}{\sigma(e^+e^- \rightarrow q\bar{q}g^* \rightarrow q\bar{q}b\bar{b})}$$

for $m_{\tilde{g}} = 10 - 20$ GeV. For the mass range of interest, $m_{\tilde{g}} = 12 - 16$ GeV, the ratio at $\sqrt{s} = 189$ (209) GeV is

$$R_{\tilde{g}} = \begin{cases} 0.38 (0.41) & \text{for } m_{\tilde{g}} = 12 \text{ GeV} \\ 0.26 (0.28) & \text{for } m_{\tilde{g}} = 14 \text{ GeV} \\ 0.18 (0.20) & \text{for } m_{\tilde{g}} = 16 \text{ GeV} \end{cases} \quad (4)$$

Since the rate for gluino-pair production is about 40 – 20% of the SM prediction, we would expect an observable excess in $q\bar{q}b\bar{b}$ events at LEP II. We note that the ratio for $\frac{\sigma(e^+e^- \rightarrow b\bar{b}\tilde{g}\tilde{g})}{\sigma(e^+e^- \rightarrow b\bar{b}g^* \rightarrow b\bar{b}b\bar{b})}$ is very similar. Though the $4b$ final state would be more spectacular, the statistics would be a few times lower.

So far, throughout the analysis we used a value $m_b = 4.25$ GeV, somewhat lower than the value employed in Refs. [2, 4]. The main reason is to make the SM prediction in Eq. (2) close enough to the Z^0 -pole data in Eq. (1). If we used $m_b = 4.75$ GeV, the SM prediction would be lower but still within 1.2σ of the data in Eq. (1). Therefore, the data in Eq. (1) could not indicate any excess at a significant level. On the other hand, if we change $m_b = 4.75$ GeV in the LEP II calculation, the results change slightly, giving a slightly larger ratio $R_{\tilde{g}}$ of Eq. (4):

$$R_{\tilde{g}} = \begin{cases} 0.45 (0.49) & \text{for } m_{\tilde{g}} = 12 \text{ GeV} \\ 0.31 (0.34) & \text{for } m_{\tilde{g}} = 14 \text{ GeV} \\ 0.21 (0.24) & \text{for } m_{\tilde{g}} = 16 \text{ GeV} \end{cases} \quad (5)$$

at $\sqrt{s} = 189$ (209) GeV for $m_b = 4.75$ GeV. The observability of excess in $q\bar{q}b\bar{b}$ events increases. The result in Eq. (4) would then be more conservative but still gives an observable excess.

There is another process similar to the one shown in Fig. 1(b) with q, \bar{q} replaced by b_1, \bar{b}_1^* . However, \tilde{b}_1 couples to the photon with an electric charge $-1/3$ but not to the Z in Berger et al.'s scenario. Furthermore, it is a scalar. We, therefore, expect this process to be sub-dominant to the one that we are considering here. Nevertheless, it gives an additional, yet small, contribution to the excess in $q\bar{q}b\bar{b}$ events.

Each LEP experiment recorded more than 600 pb^{-1} luminosity for energy between 183 and 209 GeV, with most luminosity at 189 and 207 GeV ($\sim 170 \text{ pb}^{-1}$ at 189 GeV, $\sim 140 \text{ pb}^{-1}$ at 207 GeV) [18]. With a total luminosity more than 2 fb^{-1} collected by four experiments, there should be sufficient number of $q\bar{q}\tilde{g}\tilde{g}$ signal events above the gluon-splitting background. However, at energies above $2M_W$ other backgrounds such as $WW, ZZ \rightarrow 4 \text{ jets}$ have to be discriminated also. One can make use of the event topology of the gluon-splitting into a gluino-pair or $b\bar{b}$ pair (they should have similar topology because they are both from gluon-splitting.) Since the virtual gluon tends to be soft, the $q\bar{q}$ pair tends to be back-to-back and the $\tilde{g}\tilde{g}$ or $b\bar{b}$ pair tends to have a low invariant mass and rather close to each other. This topology is very

² Here we calculate the gluon-splitting process $e^+e^- \rightarrow q\bar{q}g^* \rightarrow q\bar{q}b\bar{b}$ by computing the Feynman diagrams with the gluon-bremsstrahlung off the light q or \bar{q} .

different from the 4-jets from WW or ZZ decays. Contamination from gluon-splitting into other light quarks can be reduced by displaced vertices. Detailed detector-dependent analysis is beyond the scope of the present paper.

Nevertheless, after selective cuts to reduce backgrounds, the number of gluon-splitting $e^+e^- \rightarrow q\bar{q}g^* \rightarrow q\bar{q}b\bar{b}$ events can be counted. If an excess in such events is observed, it may be due to gluino-pair production followed by the gluino decay $\tilde{g} \rightarrow b\bar{b}_1^*/\bar{b}\bar{b}_1$ that is discussed in the present paper. Such a scenario of light gluinos and light sbottoms is advocated by Berger et al. to explain the excess in b -quark production at the Tevatron. In Fig. 3 and in Eq. (4), we have shown that the gluino-pair production is a significant fraction of the production of $q\bar{q}b\bar{b}$ by gluon-splitting. In principle, it should be observed if the light gluino and light sbottom scenario is correct. This prediction is independent of the light sbottom coupling to Z boson, the mass of the second \tilde{b}_2 , or the $\tilde{b}_L - \tilde{b}_R$ mixing angle.

In this Letter, we have calculated the associated production of a gluino-pair with a $q\bar{q}$ pair and compared to the SM prediction of $q\bar{q}b\bar{b}$ at both LEP I and LEP II. We have shown that the current data from LEP I are not precise enough to constrain Berger et al.'s scenario. On the other hand, at LEP II ($\sqrt{s} = 189 - 209$ GeV) the $q\bar{q}\tilde{g}\tilde{g}$ production cross section is about 40 - 20 % of the SM production of $q\bar{q}b\bar{b}$ by gluon-splitting, which may be large enough to produce an observable excess in $q\bar{q}b\bar{b}$ events. Similar conclusion can also be drawn on the $4b$ production. If Berger et al.'s scenario is correct, the prediction here is unavoidable. We, therefore, urge our experimental colleagues at LEP to analyze the gluon-splitting $q\bar{q}b\bar{b}$ and $4b$ events. Wishfully, this is a sign of supersymmetry.

We would like to thank Gi-Chol Cho for enlightening discussions on the subject of electroweak precisions, and to Alex Kagan for an interesting discussion. This research was supported in part by the National Center for Theoretical Science under a grant from the National Science Council of Taiwan R.O.C.

* Email: cheung@phys.cts.nthu.edu.tw

† Email: keung@uic.edu

- [1] See, e.g., S. Ambrosanio et al., in proceedings of Physics at Run II: Workshop on Supersymmetry/Higgs (Summary Meeting, Batavia, IL, 19-21 Nov 1998), e-Print Archive: hep-ph/0006162.
- [2] CDF Coll. (F. Abe et al.), Phys. Rev. Lett. **71**, 500 (1993); **79**, 572 (1997); **75**, 1451 (1995); DØ Coll. (B. Abbott et al.), Phys. Lett. **B487**, 264 (2000); Phys. Rev. Lett. **85**, 5068 (2000).
- [3] M. Cacciari and P. Nason, e-Print Archive: hep-ph/0204025.
- [4] E. Berger, B. Harris, D. Kaplan, Z. Sullivan, T. Tait, and C. Wagner, Phys. Rev. Lett. **86**, 4231 (2001).

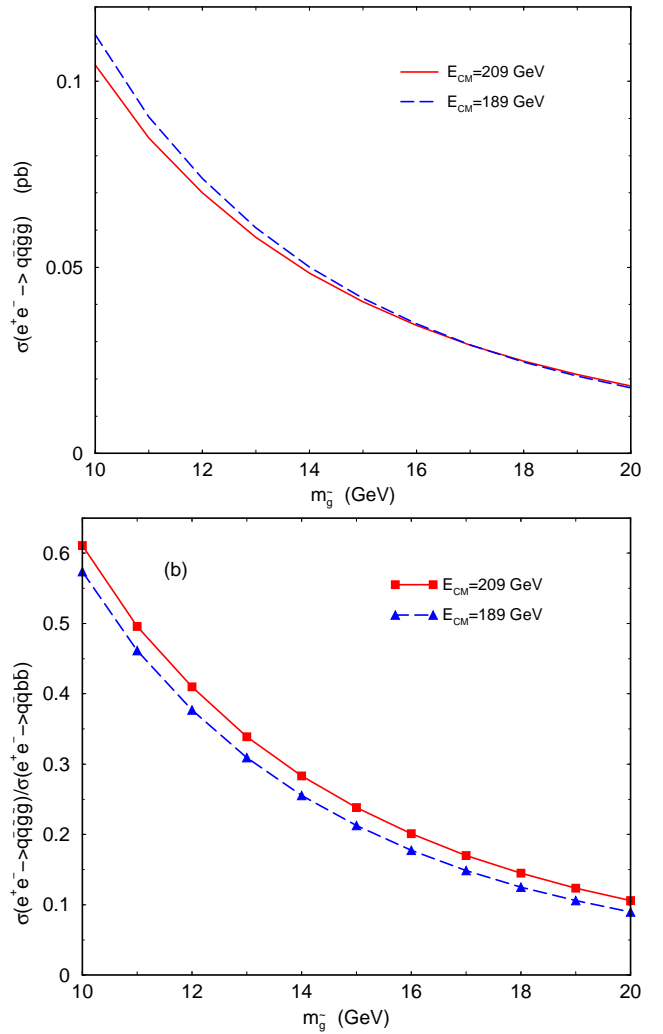


FIG. 3: (a) The cross section of $\sigma(e^+e^- \rightarrow q\bar{q}\tilde{g}\tilde{g})$ versus the gluino mass at $\sqrt{s} = 189, 209$ GeV. (b) The ratio $R_{\tilde{g}} \equiv \frac{\sigma(e^+e^- \rightarrow q\bar{q}\tilde{g}\tilde{g})}{\sigma(e^+e^- \rightarrow q\bar{q}\tilde{g}\tilde{g} \rightarrow q\bar{q}b\bar{b})}$ versus $m_{\tilde{g}}$ for $\sqrt{s} = 189, 209$ GeV.

- [5] A. Brignole, L. Ibanez, and C. Munoz, Nucl. Phys. **B422**, 125 (1994).
- [6] H. Baer, K. Cheung, and J. Gunion, Phys. Rev. **D59**, 075002 (1999).
- [7] S. Raby, Phys. Rev. **D56**, 2852 (1997); S. Raby and K. Tobe, Nucl. Phys. **B539**, 3 (1999).
- [8] J. Cao, Z. Xiong, and J. Yang, Phys. Rev. Lett. **88**, 111802 (2002).
- [9] G.-C. Cho, e-Print Archive: hep-ph/0204348.
- [10] S. Baek, e-Print Archive: hep-ph/0205013.
- [11] E. Berger and J. Lee, e-Print Archive: hep-ph/0203092.
- [12] A. Leibovich and D. Rainwater, e-Print Archive: hep-ph/0202174.
- [13] E. Berger and L. Clavelli, Phys. Lett. **B512**, 115 (2001).
- [14] T. Becher, S. Braig, M. Neubert, and A. Kagan, hep-ph/0205274.
- [15] ALEPH Coll. (R. Barate et al.), Phys. Lett. **B434**, 437 (1998).
- [16] OPAL Coll. (G. Abbiendi et al.), Eur. Phys. J. **C18**, 447 (2001).

- [17] DELPHI Coll. (P. Abreu et al.), Phys. Lett. **B462**, 425 (1999); Phys. Lett. **B405**, 202 (1997).
- [18] “A combination of Preliminary Electroweak Measurements and Constraints on the Standard Model”, the LEP Collaborations, LEPEWWG/2002-01.