

Percolation approach to quark gluon plasma in high energy pp collisions

J. Dias de Deus and A. Rodrigues¹

*CENTRA and Departamento de Física (IST),
Av. Rovisco Pais, 1049-001 Lisboa, Portugal*

We apply continuum percolation to proton-proton collisions and look for the possible threshold to phase transition from confined nuclear matter to quark gluon plasma. Making the assumption that J/ψ suppression is a good signal to the transition, we discuss this phenomenon for pp collisions, in the framework of a dual model with strings.

In recent years, high energy heavy ion collision experiments have been trying to collect information on the possible existence of the plasma of quarks and gluon (QGP). One of the strategies has been to look for differences in particle production between high density central heavy ion collisions, and low density ion collisions, nucleon-nucleus collisions and nucleon-nucleon collisions. At the CERN/SPS ($\sqrt{s} \approx 19$ GeV) and now at Brookhaven/RHIC ($\sqrt{s} \approx 130 - 200$ GeV) several important general results have been obtained.

The charged particle density was found to increase with energy and the number of participating nucleons. The average transverse momentum also increases with energy and particle density, $\langle p_T \rangle$ increases as well with the mass of the produced particle. Strangeness increases with energy and particle density [1]. All these results, naturally excluding the dependence on the number of participants, are qualitatively similar to results obtained in nucleon-nucleon and nucleon-nucleus collisions [2]. None of them, separately, can then be taken as clear evidence for the formation of the QGP.

On the other hand, the anomalous suppression of the ratio J/ψ over Drell-Yan production [3], at large associated transverse energy E_T , has been widely accepted as good signal for QGP formation [4]. In fact, no such effect was seen in lower density nucleus-nucleus, nucleon-nucleus or nucleon-nucleon collisions.

In this note, we shall argue that if the J/ψ suppression has its origin in the creation of an extended colour conducting region, as in percolation, the same

¹ work at: Escola Secundária da Ramada, Portugal

kind of suppression should occur even in nucleon-nucleon (pp or $p\bar{p}$) collisions at high enough energy.

We shall work here in the framework of multi-collision models, namely the Dual Parton Model (DPM) [5], but try to be as general as possible. The basic ideas are: 1) nucleus-nucleus collisions can be built, in a non trivial manner, from nucleon-nucleon collisions; 2) nucleon-nucleon collisions occur with formation of $2k$ intermediate strings, strings are always in pairs, $k \geq 1$ being a function of energy; and 3) strings may fuse and percolate [6] a process destroying naive additivity of elementary collisions.

The key parameter in transverse plane string percolation is the dimensionless transverse density η , with

$$\eta = \frac{r_s^2}{R^2} N_s, \quad (1)$$

where r is the transverse radius of the string (we shall take $r = 0.2$ fm), R the radius of the interaction area, and N_s the number of strings. Percolation occurs, in the $R \rightarrow \infty$, $N_s \rightarrow \infty$ limit, for $\eta \geq \eta_c \approx 1.15$.

As fusion and percolation of strings also occur in nucleon-nucleon collisions it is clear that the J/ψ over D.Y. ratio will be strongly affected as η approaches η_c . In the $pp(p\bar{p})$ case (1) becomes

$$\eta = \left(\frac{r_s}{R_p} \right)^2 2k \quad (2)$$

where R_p is the effective proton radius. As the observed increase of particle densities with energy is mostly due to the increase in the number of formed strings, k is also an increasing function of energy. Thus η may reach η_c and become larger than η_c . This implies anomalous J/ψ suppression.

Following previous work [6,7] we treat fusion and percolation of strings as a two dimensional continuum percolation problem [8]. We performed computer simulation by throwing N discs (of radius 0.2 fm) into a uniform region (of radius of order of the radius of the proton, 1 fm) and counting the fraction of events $f(\eta)$ with percolation. In the $R \rightarrow \infty$, $N \rightarrow \infty$ limit $f(\eta)$ becomes a step function with a sharp change at $\eta = \eta_c$. As r/R is not so small, finite size effects are important, affecting mostly the slope (a) of the function at η_c , but the value of η_c itself. The computer simulation results were fitted by the function,

$$f(\eta) = \left(1 + e^{-(\eta-\eta_c)/a} \right)^{-1} \quad (3)$$

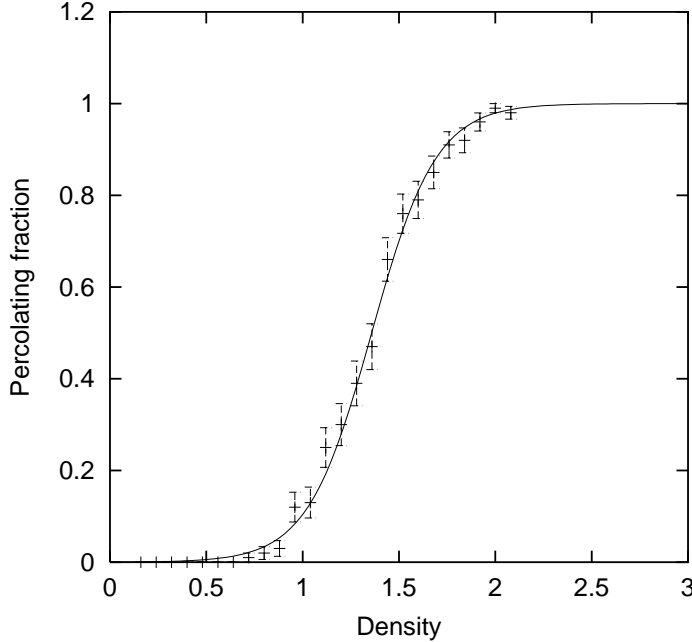


Fig. 1. Percolation probability as function of the transverse dimensionless density η for pp collisions geometry. The curve shows the fit with (3). We obtain $a = 0.1666 \pm 0.0067$ and $\eta_c = 1.3584 \pm 0.0116$.

and the following values were found for the parameters: $a = 0.1666 \pm 0.0067$ and $\eta_c = 1.3584 \pm 0.0116$ (see Fig. 1)

Assuming now, as in [7], that the J/ψ production is prevented in a plasma of colour charges [4] and that such situation corresponds to percolation and creation of a large conducting area [6] we obtain for the J/ψ over Drell-Yan ratio,

$$R(\eta) = K(1 - f(\eta)) = K \left[e^{(\eta - \eta_c)/a} + 1 \right]^{-1}, \quad (4)$$

where $K \approx 55$ [9] is the value of the ratio at moderate energy.

The problem now is simply the problem of relating η to \sqrt{s} , (2). In other words, we need to obtain a reasonable estimate for the energy dependence of k . This is what we shall attempt now.

If in nucleus-nucleus collisions $\langle \nu \rangle$ is the average number of nucleon-nucleon collisions and $2k$ is the number of strings per nucleon-nucleon collision, the average number of strings N_s is given by,

$$N_s = \langle \nu \rangle 2k. \quad (5)$$

In nucleon-nucleon collisions $\langle \nu \rangle = 1$ and $N_s = 2k$. From (1) and (5) the

condition for the percolation transition, in the case of $r/R \ll 1$, is

$$\eta = \eta_c = \left(\frac{r}{R}\right)^2 \langle \nu \rangle \approx 2k \approx 1.15. \quad (6)$$

By interpreting the NA50 anomalous J/ψ suppression at $\sqrt{s} \approx 19$ GeV as the result of percolation, one can try to estimate the number of formed strings in nucleon-nucleon collisions. The basic information is that anomalous suppression is absent in S-U central collisions, but it is present in Pb-Pb central collisions [3]. This means, $\eta_{S-U} < 1, 15$ and $\eta_{Pb-Pb} > 1, 15$.

At relatively low energy, it is known, from NA49 and WA98, SPS experiments, that the number of nucleon-nucleon collisions in central nucleus-nucleus collisions is, roughly, (see, for instance [11]).

$$\langle \nu \rangle \simeq 1.5 \frac{N_p}{2}, \quad (7)$$

where N_p is the number of participants in a central AB, $A \leq B$, collision,

$$N_p \simeq A^{\frac{2}{3}} (A^{\frac{1}{3}} + B^{\frac{1}{3}}). \quad (8)$$

On the other hand

$$R \simeq A^{\frac{1}{3}} fm. \quad (9)$$

By using (7), (8) and (9) in (6) we obtain, from S-U

$$k(\sqrt{s} \simeq 19) \lesssim 1.7, \quad (10)$$

and, from Pb-Pb,

$$k(\sqrt{s} \simeq 19) \gtrsim 1.6. \quad (11)$$

As we are not so confident with these estimates we shall include an error of the order of 15% and study the ratio J/ψ over DY in the range

$$1.4 \lesssim k(\sqrt{s} \simeq 19) \lesssim 1.9. \quad (12)$$

If we look now at the charged particle densities in $pp(p\bar{p})$ collisions, in the spirit of DPM, we have that particles are emitted from two kinds of strings: valence strings(V), always 2 from valence quark interactions and shorter sea

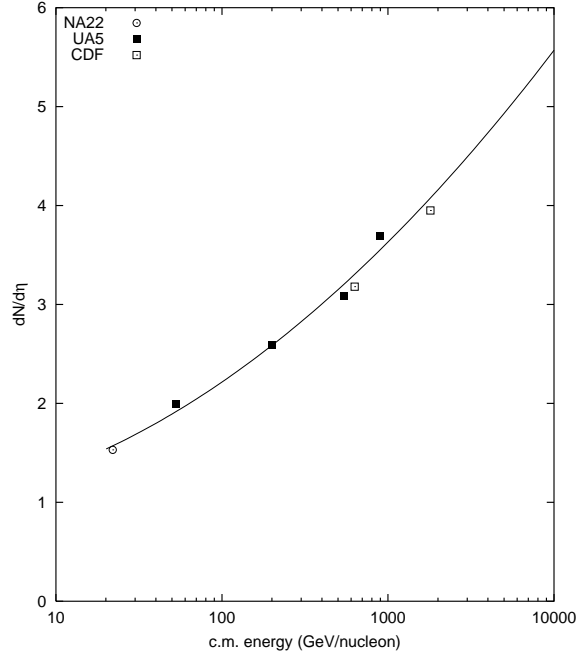


Fig. 2. Pseudo-rapidity density as function of c.m. energy. The solid line represents parameterization used to fit the data.

strings(S), from sea parton interactions, in a number growing with energy, $2(k-1)$. The central charged particle density is written as(see, for instance, [10] and [11]),

$$\left. \frac{dN}{dy} \right|_{pp} = 2 \left. \frac{dN}{dy} \right|_V + 2(k-1) \left. \frac{dN}{dy} \right|_S. \quad (13)$$

On the right hand side of (13) we have both contributions, from V and S strings.

We assume that $\left. \frac{dN}{dy} \right|_V$ and $\left. \frac{dN}{dy} \right|_S$ are constant ("Feynman scaling") and that the observed rise of the plateau is determined by the increase in the number of strings, i.e., by increase of k . In the low energy limit, $k \rightarrow 1$, we thus have Feynman scaling with, from data [11,12],

$$\left. \frac{dN}{dy} \right|_{pp} \xrightarrow{k \rightarrow 1} 2 \left. \frac{dN}{dy} \right|_V \simeq 1.45 \pm 0.05 \quad (14)$$

In order to determine the energy dependence of k we do the following. Solve de equation (13) for k , with $\left. \frac{dN}{dy} \right|_V$ fixed by (14) and using for $\left. \frac{dN}{dy} \right|_{pp}$ a parameterization to the $pp(p\bar{p})$ data [11],

$$\left. \frac{dN}{dy} \right|_{pp} = 0.957 + 0.0458 \ln \sqrt{s} + 0.0494 \ln^2 \sqrt{s} \quad (15)$$

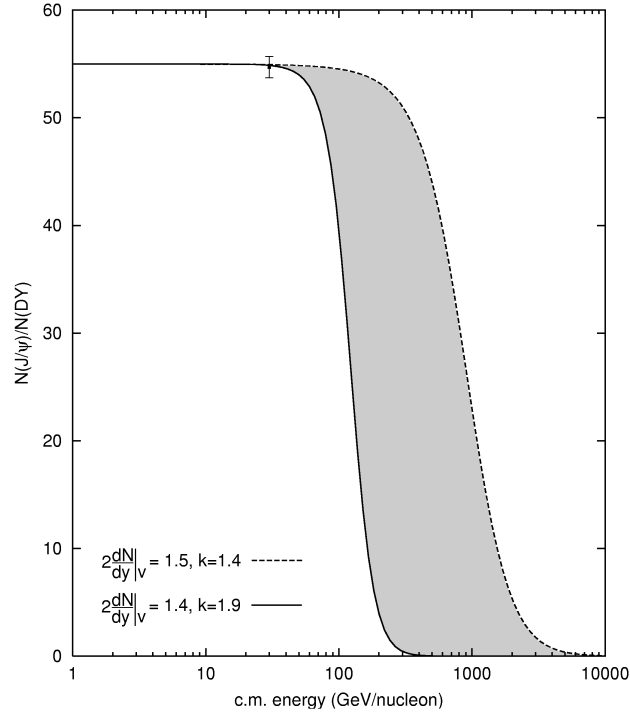


Fig. 3. The ratio of J/ψ to Drell-Yan events as function of c.m. energy in pp collisions.

For each of the limiting values of $k(\sqrt{s} \approx 19)$ (12), combined with the limiting values of $\frac{dN}{dy}|_V$ (14), we adjust the constant $\frac{dN}{dy}|_S$ to obtain agreement with (15). The fit to $\frac{dN}{dy}|_{pp}$ high energy data for $\sqrt{s} \geq 20$ GeV is shown in (Fig. 2).

In Fig. 3 we present the \sqrt{s} dependence of the J/ψ over DY ratio, equation (4) and (2), for the two limiting values of k . In conclusion: we expect a fast drop of J/ψ over DY ratio in $pp(p\bar{p})$ collisions in the energy range $150 \lesssim \sqrt{s} \lesssim 1000$ GeV/nucleon. These are energies of RIHC and Tevatron.

Our work can be criticized from several different points of view:

- 1) The J/ψ over DY ratio is also affected by internal absorption and as the number of strings increases with energy, absorption makes the ratio continuously decrease with energy. This effect was not included.
- 2) As charm production probability increases with energy the J/ψ over DY ratio should have a tendency to increase with energy. This correction was also not included. One should, perhaps, in future consider the ratio J/ψ over $c\bar{c}$ production as the reference quantity.
- 3) As in $pp(p\bar{p})$ collisions the interaction radius increases slowly with energy the critical value of η , η_c , should decrease with energy. However the important effect is the actual decrease of $\eta \sim \frac{1}{R^2}$ with the consequence that the percolation transition occurs at higher value of energy.
- 4) The model is purely soft model and hard effects related to the increase of $\langle p_T \rangle$ and changes in multiplicities were not included. These effects

can be accounted for with fusion of strings but were not considered here. They are being studied now.

- 5) Non-uniform distributions in impact parameter (like gaussian distributions) give rise to an increase of η_c (see last paper in [6]), and consequently the percolation transition will tends to be displaced to higher energy.
- 6) One may question the validity of continuum percolation arguments when the ratio r/R is so large, $r/R \simeq 1/5$. Technically there is no problem, but we are not sure of the validity of the treatment.

While finishing this paper we became aware of the work of T. Alexopoulos et al. [13] dealing with evidence for deconfinement at Tevatron ($\sqrt{s} = 1.8$ TeV).

Acknowledgments

We would like to thank Roberto Ugoccioni for help at several stages in this research project.

References

- [1] P. Jacobs, *Heavy Ion Physics in the RHIC Era*, Talk at the HEP, Budapest 2001; A. Drees and J. Heuser, *Overview on P_t measurements at RHIC*, Meeting on Percolation, IST, Lisbon, November 2001.
- [2] T. Alexopoulos et al., *Phys. Rev. Lett.* **64** (1990) 485c.
- [3] M.C. Abreu et al. (NA50 Collaboration), *Phys. Lett. B* **410** (1997) 337;
M.C. Abreu et al. (NA50 Collaboration), *Phys. Lett. B* **450** (1999) 456;
M.C. Abreu et al. (NA50 Collaboration), *Phys. Lett. B* **477** (2000) 28;
M.C. Abreu et al. (NA50 Collaboration), *Phys. Lett. B* **521** (2001) 195.
- [4] T. Matsui, H. Satz, *Phys. Lett. B* **178** (1986) 416.
- [5] A. Capella, U. P. Sukhatme, C. I. Tan, J. Tran Thanh Van, *Phys. Rep.* **236** (1994) 225.
- [6] G. Baym, *Physica* **96A** (1979) 131;
T. Celik, F. Karsch, H. Satz, *Phys. Lett. B* **97** (1980) 128;
N. Armesto, M. A. Braun, E. G. Ferreira, C. Pajares, *Phys. Rev. Lett.* **77** (1996) 3736;
M. Nardi, H. Satz, *Phys. Lett. B* **442** (1998) 14;
A. Rodrigues, R. Ugoccioni, J. Dias de Deus, *Phys. Lett. B* **458** (1999) 402.
- [7] J. Dias de Deus, R. Ugoccioni, A. Rodrigues, *Eur. Phys. J. C* **16** (1996) 537.
- [8] M.B. Isichenko, *Rev. Mod. Phys.* **64** (1992) 961.

- [9] M.C. Abreu et al. (NA50 Collaboration), *Phys. Lett. B* **438** (1998) 35.
- [10] N. Armesto, C. Pajares, *Int. J. Mod. Phys. A* **15** (2000) 2019.
- [11] J. Dias de Deus, R. Ugoccioni, *Phys. Lett. B* **491** (2000) 253; *Phys. Lett. B* **494** (2000) 53.
- [12] G. J. Alner et al. (UA5 Collaboration), *Z. Phys. C* **33** (1986) 1.
- [13] T. Alexopoulos et al., *Phys. Lett. B* **528** (2002) 43.