

T-Odd Correlations in $\pi \rightarrow e\nu_e\gamma$ and $\pi \rightarrow \mu\nu_\mu\gamma$ Decays

F. L. Bezrukov*, D. S. Gorbunov†

*Institute for Nuclear Research of the Russian Academy of Sciences,
60th October Anniversary prospect 7a, Moscow 117312, Russia*

Abstract

The transverse lepton polarization asymmetry in $\pi_{l2}\gamma$ decays may probe T-violating interactions beyond the Standard Model. Dalitz plot distributions of the expected effects are presented and compared to the contribution from the Standard Model final state interactions. We give an example of a phenomenologically viable model, where a considerable contribution to the transverse lepton polarization asymmetry arises.

1 Introduction

T-violation beyond the Standard Model is usually searched for in decays forbidden by time reversal symmetry. Another way to probe T-violation are measurements of T-odd observables in allowed decays of mesons. The well known example is $K^0 \rightarrow \pi^+\pi^-e^+e^-$ decay, where T-odd correlation is experimentally observed [1] and coincides with theoretical prediction of the Standard Model [2]. Other widely considered T-odd observables are transverse muon polarizations (P_T) in $K \rightarrow \pi\mu\nu$ and $K \rightarrow \mu\nu\gamma$ decays. There is no tree level SM contribution to P_T in these decays, so they are of a special interest for search for new physics. Unfortunately, P_T is not

*Email: fedor@ms2.inr.ac.ru

†Email: gorby@ms2.inr.ac.ru

exactly zero in these decays even in T-invariant theory — electromagnetic loop corrections contribute to P_T and should be considered as a background. There are no experimental evidence for nonzero P_T in these processes at present time [3, 4], but the sensitivity of the experiments has not yet reached the level of SM loop contributions.

In this paper we study the decays $\pi \rightarrow e\nu\gamma$ and $\pi \rightarrow \mu\nu\gamma$. Within the Standard Model, T-violation in these processes does not appear at tree level, but interactions, contributing to it, emerge in various extensions of SM. We shall demonstrate that $\pi_{l2\gamma}$ decays are attractive probes of new physics beyond the Standard Model. Depending on the model, $\pi_{l2\gamma}$ decays may be even more attractive than usually considered $K_{l2\gamma}$ decays.

Though $\pi_{e2\gamma}$ decay has very small branching ratio (it is of order 10^{-7}), we find that the distribution of the transverse electron polarization over the Dalitz plot significantly overlaps with the distribution of differential branching ratio, as opposed to the situation with $K_{\mu2\gamma}$ decay. Moreover, the contribution of FSI (final-state interactions related to SM one-loop diagrams) to the observable asymmetry, being at the level of 10^{-3} , becomes even smaller in that region of the Dalitz plot, where the contribution from new effective T-violating interaction is maximal. Thus, $\pi_{e2\gamma}$ decay is potentially quite interesting probe of T-violation.

The $\pi_{\mu2\gamma}$ decay has much higher branching ratio than $\pi_{e2\gamma}$ decay, and experimental measurement of muon polarization is simpler than that of electron. Unlike in $\pi_{e2\gamma}$ decay, however, FSI contributions and contributions from T-violating interaction to the transverse muon polarization are of similar shape, as we show in this paper. This means that only those new physics effects may be detected, which are stronger than FSI, but if this is the case then detecting T-violation in $\pi_{\mu2\gamma}$ needs much less pion statistics, than that required in the case of $\pi_{e2\gamma}$.

To demonstrate that pion decays may be relevant processes where the signal of new physics may be searched for, we present a simple model of heavy pseudoscalar particle exchange leading in the low energy limit to the T-violating four fermion interaction. We find the constraints on the parameters of this model coming from various other experiments and describe regions of the parameter space which result in large T-violating effects in $\pi_{l2\gamma}$ decays. Depending on the parameters of the model, an experiment measuring transverse lepton polarization with pion statistics of $10^5 \div 10^{10}$ pions for $\pi_{\mu2\gamma}$ decay and $10^8 \div 10^{13}$ pions for $\pi_{e2\gamma}$ decay is needed to detect the T-violating effects (taking into account statistical uncertainty only and assuming ideal

experimental efficiencies).

The paper is organized as follows. In section 2 we introduce a generic effective four-fermion interaction giving rise to T-odd correlation of lepton transverse polarization and calculate the distributions of this polarization and of the differential branching ratio of $\pi_{l2\gamma}$ decay over the Dalitz plot. In section 2.1 we estimate the contribution of the final state interactions to the observable asymmetry. Section 2.2 is devoted to the constraint on the effective Lagrangian coming from the measurement of $\pi \rightarrow l\nu_l$ decays. Generically, this constraint is quite strong, but it becomes much less restrictive if there is a hierarchy of the constants in the Lagrangian responsible for the observable T-violating effects. An example of a high energy model of T-violation is presented in section 3. The constraints on the parameters of this model emerging from the measurements of muon life-time, from the study of parameters of kaon mixing and from the experimental limit on neutron dipole moment are considered in sections 3.1, 3.2 and 3.3, respectively. It is shown that for generic values of the model parameters, the measurement of CP-violating parameter ϵ forbids new observable T-violating effects in $\pi_{l2\gamma}$ decays, but if the parameters exhibit a special pattern, the T-violating effects in $\pi_{l2\gamma}$ may be large.

2 T-violating effect in $\pi_{l2\gamma}^+$ decay

Let us consider the simplest effective four-fermion interaction¹

$$\mathcal{L}_{\text{eff}} = G_{\text{p}}^l \bar{d}\gamma_5 u \cdot \bar{\nu}_l(1 + \gamma_5)l + \text{h.c.} \quad (1)$$

that may be responsible for the T-violating effects in pion physics beyond the Standard Model. Indeed, the imaginary part of the constant G_{p}^l contributes to transverse lepton polarization in decays $\pi_{l2\gamma}^+$.

To calculate this polarization let us write the amplitude of the decay $\pi_{l2\gamma}^+$ in terms of inner bremsstrahlung (IB) and structure-dependent (SD) contributions [6, 7, 5]

$$M = M_{\text{IB}} + M_{\text{SD}} ,$$

¹Additional scalar, vector- or axial-type interactions do not contribute to lepton transverse polarization [5].

with

$$M_{\text{IB}} = ie \frac{G_F}{\sqrt{2}} \cos \theta_c f_\pi m_l \epsilon_\alpha^* K^\alpha, \quad M_{\text{SD}} = -ie \frac{G_F}{\sqrt{2}} \cos \theta_c \epsilon_\mu^* L_\nu H^{\mu\nu}, \quad (2)$$

where

$$\begin{aligned} K^\alpha &= \bar{u}(k)(1 + \gamma_5) \left(\frac{p^\alpha}{pq} - \frac{2p_l^\alpha + \hat{q}\gamma^\alpha}{2p_l q} \right) v(p_l, s_l), \\ L_\nu &= \bar{u}(k)\gamma_\nu(1 - \gamma_5)v(p_l, s_l), \\ H^{\mu\nu} &= \frac{F_A}{m_\pi}(-g^{\mu\nu}pq + p^\mu q^\nu) + i \frac{F_V}{m_\pi} \varepsilon^{\mu\nu\alpha\beta} q_\alpha p_\beta. \end{aligned} \quad (3)$$

with convention for Levi-Civita tensor $\varepsilon^{0123} = -1$. Here ϵ_α is the photon polarization vector, p, k, p_l, q are the four-momenta of π^+, ν_l, l^+ , and γ , respectively, s_l is the polarization vector of the charged lepton, F_V, F_A are vector and axial form factors of pion radiative decay; the effect coming from the Lagrangian (1) may be absorbed in the f_π form factor

$$f_\pi = f_\pi^0(1 + \Delta_P^l), \quad f_\pi^0 \approx 130.7 \text{ MeV} \quad (4)$$

with

$$\Delta_P^l = \frac{\sqrt{2}G_P^l}{G_F \cos \theta_c} \cdot \frac{B_0}{m_l}, \quad B_0 = -\frac{2}{(f_\pi^0)^2} \langle 0 | \bar{q}q | 0 \rangle = \frac{m_\pi^2}{m_u + m_d} \approx 2 \text{ GeV}.$$

We write the components of s_l in terms of $\vec{\xi}$, a unit vector along the lepton spin in its rest frame, as follows,

$$s_0 = \frac{\vec{\xi} \vec{p}_l}{m_l}, \quad \vec{s} = \vec{\xi} + \frac{s_0}{E_l + m_l} \vec{p}_l.$$

In the rest frame of π^+ , the partial decay width into the state with lepton spin $\vec{\xi}$ is found to be

$$d\Gamma(\vec{\xi}) = \frac{1}{2m_\pi} |M|^2 (2\pi)^4 \delta(p - p_e - k - q) \frac{d\vec{q}}{2E_q(2\pi)^3} \frac{d\vec{p}_l}{2E_l(2\pi)^3} \frac{d\vec{k}}{2E_\nu(2\pi)^3},$$

with

$$|M|^2 = \rho_0(x, y) \left[1 + (P_L \vec{e}_L + P_N \vec{e}_N + P_T \vec{e}_T) \cdot \vec{\xi} \right],$$

where \vec{e}_i ($i = L, N, T$) are the unit vectors along the longitudinal (P_L), normal (P_N) and transverse (P_T) components of the lepton polarization, defined by

$$\vec{e}_L = \frac{\vec{p}_l}{|\vec{p}_l|}, \quad \vec{e}_N = \frac{\vec{p}_l \times (\vec{q} \times \vec{p}_l)}{|\vec{p}_l \times (\vec{q} \times \vec{p}_l)|}, \quad \vec{e}_T = \frac{\vec{q} \times \vec{p}_l}{|\vec{q} \times \vec{p}_l|}, \quad (5)$$

respectively, and

$$\begin{aligned} \rho_0(x, y) = e^2 \frac{G_F^2}{2} \cos^2 \theta_c (1 - \lambda) & \left\{ \frac{4m_l^2 |f_\pi|^2}{\lambda x^2} \left[x^2 + 2(1 - r_l) \left(1 - x - \frac{r_l}{\lambda} \right) \right] \right. \\ & + m_\pi^4 x^2 \left[|F_V + F_A|^2 \frac{\lambda^2}{1 - \lambda} \left(1 - x - \frac{r_l}{\lambda} \right) + |F_V - F_A|^2 (y - \lambda) \right] \\ & - 4m_\pi m_l^2 \left[\text{Re}[f_\pi (F_V + F_A)^*] \left(1 - x - \frac{r_l}{\lambda} \right) \right. \\ & \left. \left. - \text{Re}[f_\pi (F_V - F_A)^*] \frac{1 - y + \lambda}{\lambda} \right] \right\}, \end{aligned}$$

with $\lambda = (x + y - 1 - r_l)/x$, $r_l = m_l^2/M_\pi^2$, and $x = 2pq/p^2 = 2E_\gamma/m_\pi$ and $y = 2pp_l/p^2 = 2E_l/m_\pi$ are normalized energies of the photon and charged lepton, respectively. In terms of these variables the differential decay width reads

$$d\Gamma(\vec{\xi}) = \frac{m_\pi}{32(2\pi)^3} |M(x, y, \vec{\xi})|^2 dx dy = \frac{m_\pi}{32(2\pi)^3} |M(x, \lambda, \vec{\xi})|^2 x dx d\lambda \quad (6)$$

For the transverse lepton polarization asymmetry

$$P_T(x, y) = \frac{d\Gamma(\vec{e}_T) - d\Gamma(-\vec{e}_T)}{d\Gamma(\vec{e}_T) + d\Gamma(-\vec{e}_T)}, \quad (7)$$

we find

$$P_T(x, y) = \frac{\rho_T(x, y)}{\rho_0(x, y)},$$

with

$$\begin{aligned} \rho_T(x, y) = -2e^2 G_F^2 \cos^2 \theta_c m_\pi^2 m_l \frac{1 - \lambda}{\lambda} \sqrt{\lambda y - \lambda^2 - r_l} \\ \times \left\{ \text{Im}[f_\pi (F_V + F_A)^*] \frac{\lambda}{1 - \lambda} \left(1 - x - \frac{r_l}{\lambda} \right) + \text{Im}[f_\pi (F_V - F_A)^*] \right\}. \end{aligned}$$

The asymmetry P_T is odd under time-reversal (the sign of $\vec{\xi}\vec{e}_T$ obviously changes under time-reversal), and P_N and P_L , defined analogously to (7), are even under time reversal. Moreover, one can show that interaction (1) does not contribute to P_N and P_L [5]. One observes that P_T is proportional to imaginary part of Δ_P , so it is convenient to rewrite Eq. (7) in the following form

$$P_T(x, y) = [\sigma_V(x, y) - \sigma_A(x, y)] \cdot \text{Im}[\Delta_P^I], \quad (8)$$

where

$$\begin{aligned} \sigma_V(x, y) &= 2e^2 G_F^2 \cos^2 \theta_c m_\pi^2 m_l f_\pi^0 F_V \frac{\sqrt{\lambda y - \lambda^2 - r_l}}{\rho_0(x, y)} \left(\frac{\lambda - 1}{\lambda} - \left(1 - x - \frac{r_l}{\lambda}\right) \right), \\ \sigma_A(x, y) &= 2e^2 G_F^2 \cos^2 \theta_c m_\pi^2 m_l f_\pi^0 F_A \frac{\sqrt{\lambda y - \lambda^2 - r_l}}{\rho_0(x, y)} \left(\frac{\lambda - 1}{\lambda} + \left(1 - x - \frac{r_l}{\lambda}\right) \right). \end{aligned}$$

Taking $F_V = -0.0259$ (CVC prediction) and $F_A = -0.0116$ [8, 9] we present in Figure 1 the contour-plot of $[\sigma_V - \sigma_A]$ as a function of x and y for $\pi_{e2\gamma}$ and $\pi_{\mu2\gamma}$ decays.

As one can see, in a large region of kinematic variables, $[\sigma_V - \sigma_A]$ is about 0.5 for the $\pi_{e2\gamma}$ decay. This means that transverse electron polarization P_T for this process, Eq. (8), is of the same order as $\text{Im}[\Delta_P^e] \simeq 5 \times 10^3 \cdot \text{Im}[G_P^e/G_F]$. It is worth noting that the region of the Dalitz plot where large T-violating effect might be observed, significantly overlaps with the region where the partial decay width $\Gamma(\pi_{e2\gamma})$ is saturated (cf. Figures 1 and 2). This is in contrast to the situation with T-violation in $K_{\mu2\gamma}$ decay (see, e.g., Ref. [5]), where the analogous overlap is small, so the differential branching ratio in the relevant region is smaller than on average.

The situation with $\pi_{\mu2\gamma}$ decay is less attractive: one finds that $\text{Im}[\Delta_P^\mu] \simeq 25 \cdot \text{Im}[G_P^\mu/G_F]$ and $[\sigma_V - \sigma_A]$ is of the order of $10^{-3} \div 10^{-4}$ over the Dalitz plot. Moreover, the decay rate is saturated in the region of small x (low energy photons), where the T-violating effect is small. On the other hand, the branching ratio is larger by three orders of magnitude than that of $\pi_{e2\gamma}$ decay.

2.1 Final-state interactions

Now let us estimate SM contribution to the T-violating observable P_T . This contribution arises due to final-state interactions (FSI) — one-loop diagrams

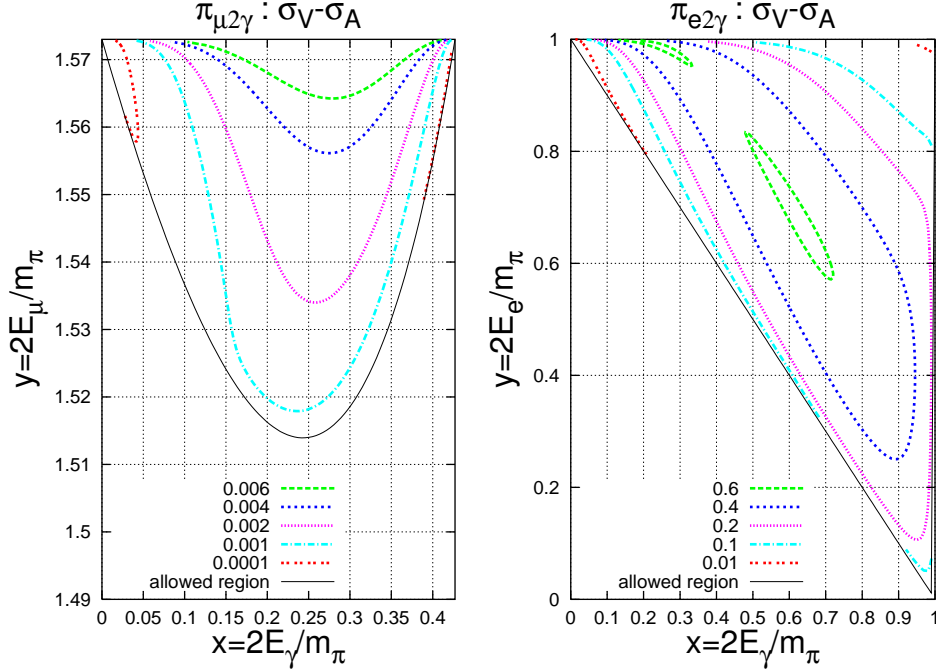


Figure 1: The contour-plots for the function $[\sigma_V - \sigma_A]$ for $\pi_{\mu 2\gamma}$ and $\pi_{e 2\gamma}$ decays, which describe P_T distribution over the Dalitz plot (see Eq. (8)).

with virtual photons. These diagrams are similar to the diagrams leading to FSI contribution in $K \rightarrow \mu\nu_\mu\gamma$ decay. The latter contribution was calculated in Ref. [10]. Thus FSI in $\pi_{l2\gamma}$ may be estimated by making use of corresponding replacements ($m_K \rightarrow m_\pi$, etc.) in formulae of Ref. [10]. The result is presented in Figure 3.

For the $\pi_{e2\gamma}$ decay, the (x, y) -distributions of FSI contribution and the contribution from the four-fermionic interaction (1) differ in shape. Specifically, part of the region with maximal P_T from four-fermion interaction (1) corresponds to the region of small P_T from FSI. This implies that if measured, P_T distribution could probe T-violating interaction (1) with an accuracy higher than $\text{Im}[\Delta_P^e] \sim 10^{-3}$ ($\text{Im}[G_P^e/G_F] \sim 2 \times 10^{-7}$). Again, this is not the case for $K_{\mu 2\gamma}$ decay (see Ref. [10]).

For the $\pi_{\mu 2\gamma}$ decay the situation is less promising. The contributions from the lagrangian (1) and from FSI are distributed over the Dalitz plot similarly. So one may hope to probe T-violating interaction only at the level

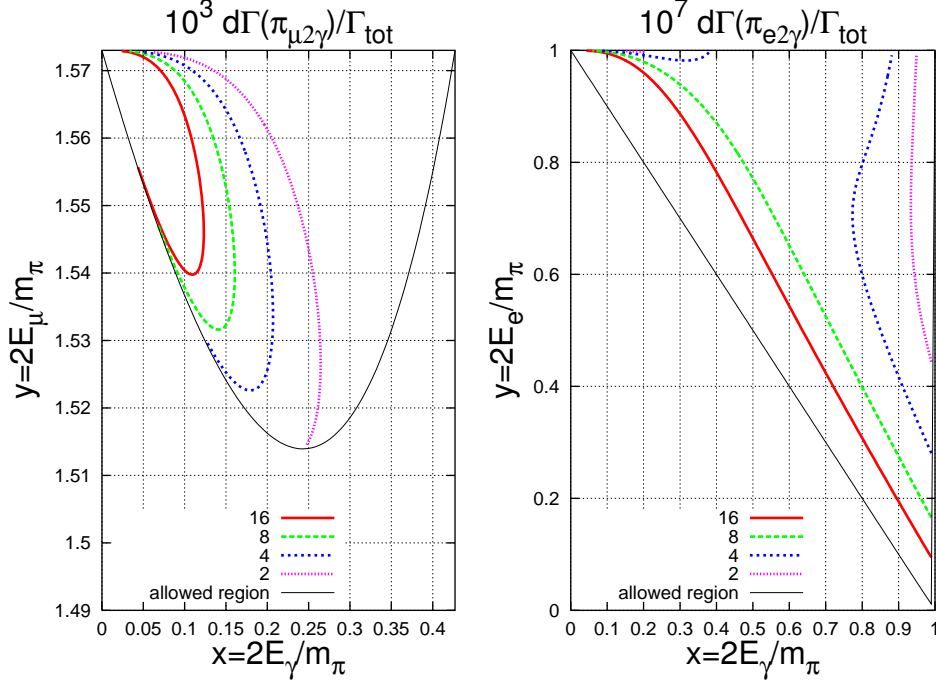


Figure 2: The distribution of differential branching ratios of $\pi_{\mu 2\gamma}$ and $\pi_{e 2\gamma}$ decays (multiplied by 10^3 and 10^7 , respectively) over the Dalitz plot.

$$\text{Im}[\Delta_P^\mu] \gtrsim 10^{-1} \quad (\text{Im}[G_P^\mu/G_F] \sim 3 \times 10^{-3}).$$

2.2 Constraint from $\pi \rightarrow l\nu$ decays

The interaction term (1) not only gives rise to T-violation in $\pi \rightarrow l\nu\gamma$ decays but also contributes to the rate of $\pi \rightarrow l\nu$ decays. Since the ratio of leptonic decays of the pion has been accurately measured [8, 11, 12, 13],

$$R = \frac{\Gamma(\pi \rightarrow e\nu) + \Gamma(\pi \rightarrow e\nu\gamma)}{\Gamma(\pi \rightarrow \mu\nu) + \Gamma(\pi \rightarrow \mu\nu\gamma)} = (1.230 \pm 0.004) \times 10^{-4}, \quad (9)$$

the coupling constants G_P^e and G_P^μ are strongly constrained. Indeed, the standard $(V - A)$ theory of electroweak interactions predicts

$$R_0 = \frac{m_e^2 (m_\pi^2 - m_e^2)^2}{m_\mu^2 (m_\pi^2 - m_\mu^2)^2} (1 + \delta) = 1.233 \times 10^{-4},$$

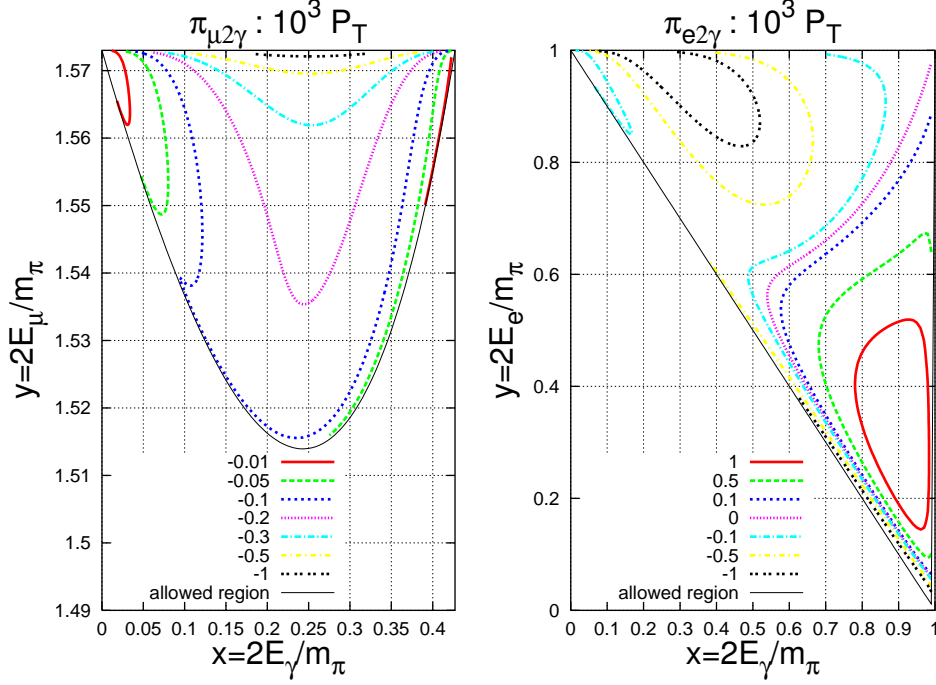


Figure 3: Transverse electron polarization due to FSI in $\pi_{\mu 2\gamma}$ and $\pi_{e 2\gamma}$ decays.

where δ is the radiative correction [14, 15, 16, 17]. The four-fermion interaction (1) changes the prediction

$$R = R_0 \frac{|1 + \Delta_P^e|^2}{|1 + \Delta_P^\mu|^2} = R_0 \frac{1 + 2 \operatorname{Re}[\Delta_P^e] + (\operatorname{Re}[\Delta_P^e])^2 + (\operatorname{Im}[\Delta_P^e])^2}{1 + 2 \operatorname{Re}[\Delta_P^\mu] + (\operatorname{Re}[\Delta_P^\mu])^2 + (\operatorname{Im}[\Delta_P^\mu])^2}.$$

Thus to the second order in Δ_P one obtains a constraint

$$\begin{aligned} -2.9 \times 10^{-3} < f(\Delta_P^e, \Delta_P^\mu) < 0.4 \times 10^{-3} \\ f(\Delta_P^e, \Delta_P^\mu) = \operatorname{Re}[\Delta_P^e - \Delta_P^\mu] + \frac{1}{2} \operatorname{Re}[\Delta_P^e - \Delta_P^\mu] \operatorname{Re}[\Delta_P^e - 3\Delta_P^\mu] + \\ + \frac{1}{2} \operatorname{Im}[\Delta_P^e - \Delta_P^\mu] \operatorname{Im}[\Delta_P^e + \Delta_P^\mu] + \mathcal{O}(\Delta^3) \end{aligned} \quad (10)$$

at 95% C.L. Constraints on T-violating correlations in $\pi_{l 2\gamma}$ decays, which result from Eq. (10), are model-dependent. Any constraints on the coupling

constants G_P^μ and G_P^e following from Eq. (10) are evaded, if there is a hierarchy in the coupling constants,

$$G_P^\mu/G_P^e = m_\mu/m_e. \quad (11)$$

Then the contributions to R cancel: indeed, if $\mu - e$ hierarchy (11) is satisfied, then $\Delta_P^e = \Delta_P^\mu$ and the result for the ratio R coincides with the SM prediction. In this case any $\text{Im}[\Delta_P]$ are allowed, and though the decays we discuss are rare processes, $\text{Br}(\pi \rightarrow e\bar{\nu}_e\gamma) = (1.61 \pm 0.23) \times 10^{-7}$ [9, 8], $\text{Br}(\pi \rightarrow \mu\bar{\nu}_\mu\gamma) = (2.00 \pm 0.25) \times 10^{-4}$ [18], even experiments with relatively low pion statistics have chances to observe T-violation in $\pi_{l2\gamma}$ decays: the total number of charged pions should be $N_\pi \gtrsim 10^8$ for $\pi_{e2\gamma}$ and $N_\pi \gtrsim 10^5$ for $\pi_{\mu2\gamma}$.

Note that to the leading order in Δ_P , the bound (10) constrains only the real parts of the coupling constants G_P^μ and G_P^e entering Eq. (1), while constraints on imaginary parts are weaker. Thus, for general G_P^μ and G_P^e (if the hierarchy (11) does not hold, i.e., if there is no cancellation between Δ_P^e and Δ_P^μ) one obtains $|\text{Re}[\Delta_P]| \lesssim 10^{-3}$ and $|\text{Im}[\Delta_P]| \lesssim 0.03$. Hence in this case experiments aimed at searching for T-violation in $\pi_{l2\gamma}$ decays should have sufficiently large statistics: the total number of charged pions should be $N_\pi \gtrsim 10^{11}$ for $\pi_{e2\gamma}$ and $N_\pi \gtrsim 10^8$ for $\pi_{\mu2\gamma}$. Note that in the $\pi_{\mu2\gamma}$ case the contribution of the new interaction (1) to T-odd correlation is at best of the same order of magnitude as FSI effects. One can hope to discriminate between them only if they have different signs, i.e. $\text{Im}[\Delta_P^\mu]$ is positive (cf. Figures 1 and 3).

In models with $\text{Re}[G_P] \sim \text{Im}[G_P]$ and without hierarchy (11), the bound (10) from $\pi \rightarrow l\nu$ decays implies $|\text{Im}[\Delta_P]| \lesssim 10^{-3}$, which significantly constrains possible contribution of the new interaction (1) to T-odd correlation in $\pi_{l2\gamma}$ decays. Namely, the contribution to the $\pi_{e2\gamma}$ decay should be of the same order or weaker than one from the Standard Model FSI. The constraint on Δ_P^μ means that the effect is at least two orders of magnitude smaller than the FSI effects in $\pi_{\mu2\gamma}$ decay. Nevertheless, as we discussed, in the case of $\pi_{e2\gamma}$ the difference in (x, y) distributions of FSI and four-fermion contributions may allow one to discriminate between the two if they are of the same order of magnitude, and even if the contribution of four-fermion interaction (1) is somewhat weaker. On the other hand, the experiment aimed at probing T-violation in $\pi_{e2\gamma}$ decay has to deal with very high pion statistics. Indeed, to test four-fermion interaction (1) at the level allowed by $\pi \rightarrow e\nu_e$, i.e., at the

level of 10^{-3} , one has to collect not less than 10^{13} charged pions, assuming statistical uncertainty only. For $\pi_{\mu 2\gamma}$ decay, even though the branching ratio is not very small, the (x, y) distributions of FSI and four-fermion contributions have similar shapes, while the expected effect is at least two orders of magnitude smaller than the FSI effects in $\pi_{\mu 2\gamma}$ decay, making it hardly possible to detect new sources of T-violation in models without hierarchy (11) and with $\text{Re}[G_P^\mu] \sim \text{Im}[G_P^\mu]$.

Overall, in the case of the hierarchy (11), decays $\pi \rightarrow l\nu$ do not constrain new T-violating interactions which can be searched for in relatively low statistics experiments, $N_\pi \gtrsim 10^8$ for $\pi_{e 2\gamma}$ and $N_\pi \gtrsim 10^5$ for $\pi_{\mu 2\gamma}$. In the worst case of no hierarchy (11) and $\text{Re} G_P \sim \text{Im} G_P$, new T-violating interactions have little chance to be observed, and in $\pi_{e 2\gamma}$ decay only.

3 A simple model: heavy pseudoscalar exchange

To illustrate that the hierarchy (11) may appear naturally in low-energy physics (thus the T-violating effects may be sufficiently large) we present below an example of a model which can lead to the effective interaction (1) with coupling constants obeying the hierarchy (11). As we show, this model may be considered as “proof by example” of the fact that in extensions of the Standard Model, large T-violating low-energy interaction (1) may arise without any contradiction to existing experiments.

Let us assume that in addition to SM content there exists a heavy charged pseudoscalar field coupled to both lepton and quark sectors via the following Lagrangian

$$\mathcal{L}_H = Y_{ij} H^* \bar{d}_i \gamma_5 u_j + Y_e H \bar{\nu}_e (1 + \gamma_5) e + Y_\mu H \bar{\nu}_\mu (1 + \gamma_5) \mu + \text{h.c.} \quad (12)$$

The mass of the charged “extra Higgs” particle H is supposed to be of the order of $M_H \sim 1$ TeV. We assume for simplicity that there are no mixing couplings in the leptonic sector. The new Yukawa coupling constants in the leptonic sector are supposed to obey the hierarchy $Y_\mu/Y_e = m_\mu/m_e$ with accuracy of $1 \div 0.1\%$ at the scale M_H . Then even for the model with $\text{Re}[Y] \sim \text{Im}[Y]$, the bound from $\pi \rightarrow l\nu$ decays (10) gives no constraints on the contribution of the new interaction (12) to T-odd correlations in $\pi_{l 2\gamma}$ decays.

At energies below M_H this Lagrangian leads to the following four-fermion interaction

$$\begin{aligned}\mathcal{L}_Y = & \left(G_{Pij}^e \bar{d}_i \gamma_5 u_j \cdot \bar{\nu}_e (1 + \gamma_5) e + G_{Pij}^\mu \bar{d}_i \gamma_5 u_j \cdot \bar{\nu}_\mu (1 + \gamma_5) \mu \right. \\ & + G_P^{\mu e} \bar{\nu}_e (1 + \gamma_5) e \cdot \bar{\mu} (1 - \gamma_5) \nu_\mu + \text{h.c.} \left. \right) - G_{Pijkl} \bar{u}_i \gamma_5 d_j \cdot \bar{d}_k \gamma_5 u_l \\ & + G_P^{ee} \bar{\nu}_e (1 - \gamma_5) e \cdot \bar{e} (1 + \gamma_5) \nu_e + G_P^{\mu\mu} \bar{\nu}_\mu (1 - \gamma_5) \mu \cdot \bar{\mu} (1 + \gamma_5) \nu_\mu ,\end{aligned}\quad (13)$$

where

$$\begin{aligned}G_{Pij}^e &= \frac{Y_{ij} Y_e}{M^2} , & G_{Pij}^\mu &= \frac{Y_{ij} Y_\mu}{M^2} , & G_{Pijkl} &= \frac{Y_{ji}^* Y_{kl}}{M^2} , \\ G_P^{\mu e} &= \frac{Y_\mu^* Y_e}{M^2} , & G_P^{ee} &= \frac{Y_e^* Y_e}{M^2} , & G_P^{\mu\mu} &= \frac{Y_\mu^* Y_\mu}{M^2} .\end{aligned}\quad (14)$$

The μ - e hierarchy is natural in this model, since the corresponding couplings $G_P^e \equiv G_{P11}^e$ and $G_P^\mu \equiv G_{P11}^\mu$ emerge as a result of Yukawa (Higgs-like) interaction with heavy charged scalar. Assuming μ - e hierarchy we obtain

$$\text{Im}[\Delta_P^e] = 500 \cdot \text{Im}[Y_{ud} Y_e] \cdot \left(\frac{1 \text{ TeV}}{M} \right)^2 = 2.5 \cdot \text{Im}[Y_{ud} Y_\mu] \cdot \left(\frac{1 \text{ TeV}}{M} \right)^2 , \quad (15)$$

$$\text{Im}[\Delta_P^\mu] = 500 \cdot \text{Im}[Y_{ud} Y_\mu] \cdot \left(\frac{1 \text{ TeV}}{M} \right)^2 . \quad (16)$$

Though $\text{Im}[\Delta_P^\mu]$ is significantly larger than $\text{Im}[\Delta_P^e]$, the resulting contributions to the T-odd correlations are of the same order. Indeed, the asymmetry P_T is determined by the product of $\text{Im}[\Delta_P]$ and the distribution function $[\sigma_V(x, y) - \sigma_A(x, y)]$ (see Eq. (8)). The typical values of this function for $\pi_{2e\gamma}$ and $\pi_{2\mu\gamma}$ decays (see Figure 1) exhibit the hierarchy inverse to one appearing in Eqs. (15), (16). Thus one concludes that the large observable T-violating effect (of the order of $1 \div 0.1$) in both $\pi_{e2\gamma}$ and $\pi_{\mu2\gamma}$ is possible if $\text{Im}[Y_{ud} Y_\mu] \simeq 1 \div 0.1$.

In the following subsections we discuss the experimental constraints on the interaction (12).

3.1 Muon decay

If μ - e hierarchy (11) holds, then the interaction (12) contributes to $\mu \rightarrow e \bar{\nu}_e \nu_\mu$ decay. The Standard Model contribution to the squared modulus of

the matrix element summed over spin states

$$\overline{|M_{SM}|^2} = 128 G_F^2 (pq_1)(kq_2)$$

has to be compared with the contribution from the interaction (13),

$$\overline{|M_P|^2} = 64 |G_P^{\mu e}|^2 (pq_2)(kq_1) ,$$

and with the interference contribution

$$2M_{SM} \text{Re}[M_P] = 128 \text{Re}[G_P^{\mu e}] \frac{G_F}{\sqrt{2}} m_\mu m_e (q_1 q_2) .$$

Here p , k , q_1 , q_2 are momenta of μ , e , $\bar{\nu}_e$, and ν_μ , respectively. Integrating over neutrino momenta one obtains for the differential muon decay width

$$d\Gamma = \frac{(G_F^2 + |G_P^{\mu e}|^2/2)m_\mu^5}{96\pi^3} (3 - 2\varepsilon)\varepsilon^2 d\varepsilon + \frac{\text{Re}[G_P^{\mu e}]G_F m_e m_\mu^4}{8\sqrt{2}\pi^3} (1 - \varepsilon)\varepsilon d\varepsilon , \quad (17)$$

where $\varepsilon = k^0/k_{\text{max}}^0 = 2k^0/m_\mu$.

Experimental constraint on the coupling constant $G_P^{\mu e}$ entering this formula can be obtained from the data on the ρ_0 parameter [8, 19],

$$\rho_0 = \frac{M_W^2}{M_Z^2 \hat{c}_Z^2 \hat{\rho}(m_t, M_H)} ,$$

which is the measure of the neutral to charged current interaction strength (here \hat{c}_Z is cosine of Cabibbo angle in $\overline{\text{MS}}$ scheme, and $\hat{\rho}$ absorbs the SM radiative corrections). At one sigma level this parameter equals [8]

$$\rho_0 = 0.9998^{+0.0011}_{-0.0006} .$$

If we postulate that neutral current interactions are precisely the same as in the SM, then we allow new physics contribution to the muon decay width of the order of

$$|\Delta\Gamma| \lesssim 2(1 - \rho_0)\Gamma_{SM}$$

(the factor 2 appears here because $\Gamma \sim G_F^2 \sim M_W^{-4}$). Comparing this deviation with the term proportional to $|G_P^{\mu e}|^2$ in Eq. (17) we obtain

$$|G_P^{\mu e}| < 0.07 G_F . \quad (18)$$

In fact, this is a fairly weak constraint. For example, setting $Y_\mu = 1$ and assuming $\mu - e$ hierarchy, one obtains from Eq. (18)

$$M > Y_\mu^2 \sqrt{\frac{m_e}{m_\mu} \frac{1}{0.07 G_F}} \simeq 75 \text{ GeV} .$$

The account of the second term in (17) leads to even weaker constraint on $\text{Re}[G_P^{\mu e}]$. So, constraints on the leptonic part of the Lagrangian (12) are very modest.

3.2 $K^0 - \bar{K}^0$ mixing

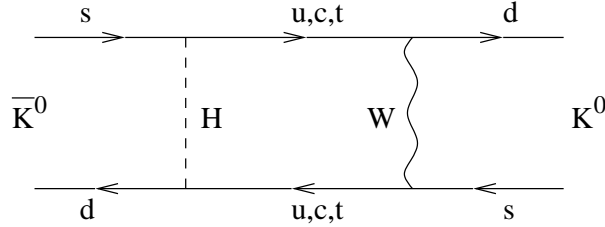


Figure 4: Box diagram contributing to $K^0 - \bar{K}^0$ mass difference.

Let us estimate the contribution from the lagrangian (12) to the mixing parameters in neutral kaon system. These are $K_L - K_S$ mass difference Δm and CP-violating parameter ϵ . They are expressed as follows,

$$\Delta m = \frac{2 \text{Re}\langle K^0 | H_{\text{eff}} | \bar{K}^0 \rangle}{2m_K} , \quad \epsilon = \frac{\text{Im}\langle K^0 | H_{\text{eff}} | \bar{K}^0 \rangle}{2 \text{Re}\langle K^0 | H_{\text{eff}}^{\text{full}} | \bar{K}^0 \rangle} ,$$

where H_{eff} is the effective four fermion Hamiltonian, generated by the diagram of Figure 4 and $H_{\text{eff}}^{\text{full}}$ is the effective Hamiltonian containing contributions both from the diagram presented in Figure 4 and from the usual box diagram with two W bosons. We obtain

$$\begin{aligned} H_{\text{eff}} = & \frac{g^2}{8} \sum_{i,j=u,c,t} U_{is} U_{jd}^* Y_{js} Y_{id}^* \{ [\bar{d} \gamma^\mu (1 - \gamma^5) s \cdot \bar{d} \gamma^\mu (1 - \gamma^5) s] I(m_i, m_j) \\ & + [\bar{d} (1 - \gamma^5) s \cdot \bar{d} (1 + \gamma^5) s] g^{\rho\lambda} \\ & + \bar{d} \sigma^{\rho\mu} (1 - \gamma^5) s \cdot \bar{d} \sigma^{\mu\lambda} (1 + \gamma^5) s] I_{\rho\lambda}(m_i, m_j) \} \end{aligned} \quad (19)$$

where U is the Cabibbo–Kobayashi–Maskawa mixing matrix and

$$\begin{aligned}
I_{\rho\lambda}(m_i, m_j) &= i \int \frac{d^4q}{(2\pi)^4} \frac{q_\rho q_\lambda}{(q^2 - m_i^2)(q^2 - m_j^2)(q^2 - M_W^2)(q^2 - M_H^2)} \\
&= g_{\rho\lambda} \frac{1}{2(4\pi)^2 M_H^2} A_1\left(\frac{m_i}{M_H}, \frac{m_j}{M_H}, \frac{M_W}{M_H}\right) \\
I(m_i, m_j) &= i \int \frac{d^4q}{(2\pi)^4} \frac{m_i m_j}{(q^2 - m_i^2)(q^2 - m_j^2)(q^2 - M_W^2)(q^2 - M_H^2)} \\
&= -\frac{m_i m_j}{(4\pi)^2 M_H^4} A_2\left(\frac{m_i}{M_H}, \frac{m_j}{M_H}, \frac{M_W}{M_H}\right)
\end{aligned}$$

with

$$A_k(\alpha, \beta, \gamma) = \int_0^1 dx dy dz dw \frac{\delta(x+y+z+w-1)}{[\alpha^2 x + \beta^2 y + \gamma^2 z + w]^k}, \quad k = 1, 2.$$

We calculate the matrix elements of the operators in Eq. (19) by making use of the “vacuum saturation” approximation, where non-vanishing matrix elements are

$$\begin{aligned}
\langle K^0 | \bar{d} \gamma^\mu \gamma^5 s \cdot \bar{d} \gamma^\mu \gamma^5 s | \overline{K^0} \rangle &= \frac{8}{3} f_K^2 m_K^2, \\
\langle K^0 | \bar{d} \gamma^5 s \cdot \bar{d} \gamma^5 s | \overline{K^0} \rangle &= \frac{8}{3} f_K^2 B_0^2
\end{aligned}$$

Therefore

$$\begin{aligned}
\langle K^0 | H_{\text{eff}} | \overline{K^0} \rangle &= -\frac{g^2 f_K^2}{3(4\pi)^2} \sum_{i,j=u,c,t} U_{is} U_{jd}^* Y_{js} Y_{id}^* \times \\
&\times \left\{ \frac{2B_0^2}{M_H^2} A_1\left(\frac{m_i}{M_H}, \frac{m_j}{M_H}, \frac{M_W}{M_H}\right) + \frac{m_i m_j m_K^2}{M_H^4} A_2\left(\frac{m_i}{M_H}, \frac{m_j}{M_H}, \frac{M_W}{M_H}\right) \right\}. \quad (20)
\end{aligned}$$

For $M_H \sim 1\text{TeV}$ the second term in parenthesis is negligible even for t -quark

running in the loop. Thus we obtain

$$\Delta m = -\frac{g^2 f_K^2 B_0^2}{24\pi^2 M_H^2 m_K} \times \quad (21)$$

$$\begin{aligned} & \times \sum_{i,j=u,c,t} \text{Re}[U_{is}U_{jd}^*Y_{js}Y_{id}^*] \times A_1\left(\frac{m_i}{M_H}, \frac{m_j}{M_H}, \frac{M_W}{M_H}\right), \\ \epsilon = & -\frac{g^2 f_K^2 B_0^2}{48\pi^2 M_H^2} \frac{1}{\text{Re}\langle K^0 | H_{\text{eff}}^{\text{full}} | \bar{K}^0 \rangle} \times \\ & \times \sum_{i,j=u,c,t} \text{Im}[U_{is}U_{jd}^*Y_{js}Y_{id}^*] \times A_1\left(\frac{m_i}{M_H}, \frac{m_j}{M_H}, \frac{M_W}{M_H}\right). \end{aligned} \quad (22)$$

The contribution to the $K^0 - \bar{K}^0$ mass difference (20) should be smaller than the experimental value $\Delta m = 3.489 \times 10^{-12} \text{MeV}$ and CP-violating parameter ϵ should not exceed the experimental value 2.271×10^{-3} , which are both correctly predicted by the Standard Model. This constrains the coupling constants Y_{ij} .

The strongest constraint comes from the measurement of CP-violating parameter ϵ , while, generally, the constraint from the $K_L - K_S$ mass difference is an order of magnitude weaker. If one assumes that all coupling constants Y_{ij} are of the same order and have complex phases of order one, this measurement requires them to be less than 10^{-4} , and if we set $Y_\mu = 1$ then one obtains $P_T \sim 10^{-4}$ (see Eqs. (15), (16) and Fig. 1). Obviously, the situation changes for nontrivial structure of the Y matrix. If the coupling with the first generation quarks is larger than with the second generation, then Y_{ud} (and, correspondingly, Δ_P) can be quite large, even if ϵ is kept small. As an example the values $|Y_{ud}| = 0.01$, $|Y_{us}| = |Y_{cd}| = 10^{-5}$, $|Y_{cs}| = 10^{-4}$ are allowed. Another promising pattern is $Y_{ij} \propto U_{ij}$, i.e. coupling constants Y are proportional to CKM matrix. This is the case if Y -matrix is proportional to the unit matrix in gauge basis of quarks. The constraint disappears also in the case of aligned complex phases of Y_{ij} ; in that case, the constraint from kaon mass difference becomes important. And, of course, if Y_{is} is zero, then there is no contribution to ϵ and Δ_m at all.

3.3 Neutron dipole moment

In our model, heavy charged scalar particles give a contribution to neutron dipole moment at two-loop level (see Figure 5). The contribution of the

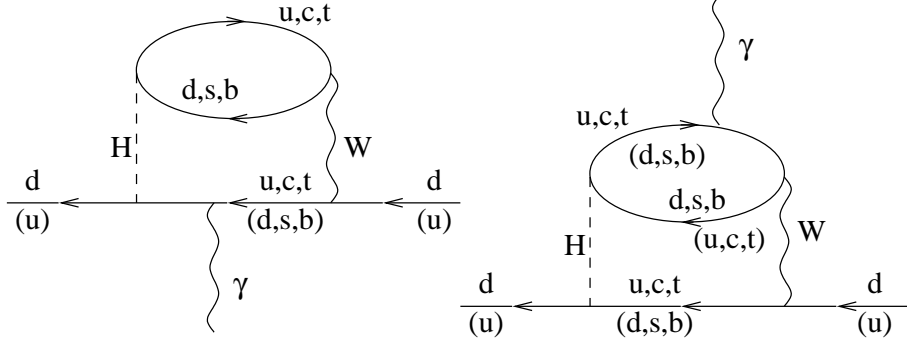


Figure 5: Typical two-loop diagrams contributing to neutron dipole moment d_n .

diagrams in Figure 5 can be estimated as

$$\begin{aligned} \frac{d_n}{e} \sim & \frac{\left(\frac{g}{2\sqrt{2}}\right)^2}{16\pi^2} \sum_{i,j,k} \frac{Y_{dj} U_{jd} Y_{ik}^* U_{ki}^*}{16\pi^2} \times \\ & \times \frac{m_i f\left(\frac{m_i^2}{M_H^2}, \frac{m_k^2}{M_H^2}, \frac{m_j^2}{M_H^2}, \frac{M_W^2}{M_H^2}\right) + m_k g\left(\frac{m_i^2}{M_H^2}, \frac{m_k^2}{M_H^2}, \frac{m_j^2}{M_H^2}, \frac{M_W^2}{M_H^2}\right)}{M_H^2}, \end{aligned} \quad (23)$$

where dimensionless functions f and g are of order one. For $m_i = 10\text{MeV}$, $M_H \simeq 1\text{TeV}$ and $Y_{ij} \simeq 1$ we have $d_n/e \sim 10^{-27}\text{cm}$, which is two orders of magnitude smaller than the current limit. For the second generation of quarks running in the loop we have $m_i \lesssim 1\text{GeV}$, which still allows corresponding Yukawas to be of order 1. All special forms of Y matrix described in the previous subsection lead to acceptable contribution to neutron dipole moment. Thus, the constraints on the parameters of the lagrangian (12) from $K - \bar{K}$ mass difference are more stringent than current bounds from neutron dipole moment measurements.

To summarize the results of this section, the new interactions (12) cannot lead to significant T-violating effects in $\pi_{l2\gamma}$ decays if the Yukawa couplings do not exhibit a special pattern. In that case the most stringent constraints come from the measurement of ϵ -parameter. However, there are a number of special cases when these and other constraints do not apply, and T-violation

in $\pi_{l2\gamma}$ decays is allowed to be sufficiently large. Hence the lepton transverse polarization asymmetry in $\pi_{l2\gamma}$ is an interesting probe of the structure of new interactions at TeV scale.

4 Acknowledgments

The authors are indebted to V. N. Bolotov, Yu. G. Kudenko and V. A. Rubakov for stimulating discussions. The work is supported in part by CPG and SSLSS grant 00-15-96626, by RFBR grant 02-02-17398 and by the program SCOPES of the Swiss National Science Foundation, project No. 7SUPJ062239. The work of F.B. is supported in part by CRDF grant RP1-2364-MO-02. The work of D.G. is supported in part by the RFBR grant 01-02-16710 and INTAS YSF 2001/2-142.

References

- [1] KTeV, A. Alav-Harati *et al.*, Phys. Rev. Lett. **84**, 408 (2000), [hep-ex/9908020].
- [2] L. M. Sehgal and M. Wanninger, Phys. Rev. **D46**, 1035 (1992).
- [3] KEK-E246, M. Abe *et al.*, Phys. Rev. Lett. **83**, 4253 (1999).
- [4] Y. G. Kudenko, Phys. Atom. Nucl. **65**, 244 (2002), [hep-ex/0103007].
- [5] C. H. Chen, C. Q. Geng and C. C. Lih, Phys. Rev. **D56**, 6856 (1997), [hep-ph/9709447].
- [6] E. Gabrielli, Phys. Lett. **B301**, 409 (1993).
- [7] J. Bijnens, G. Ecker and J. Gasser, Nucl. Phys. **B396**, 81 (1993), [hep-ph/9209261].
- [8] Particle Data Group, D. E. Groom *et al.*, Eur. Phys. J. **C15**, 1 (2000).
- [9] V. N. Bolotov *et al.*, Phys. Lett. **B243**, 308 (1990).
- [10] V. V. Braguta, A. A. Likhoded and A. E. Chalov, hep-ph/0105111.
- [11] G. Czapek *et al.*, Phys. Rev. Lett. **70**, 17 (1993).

- [12] D. I. Britton *et al.*, Phys. Rev. Lett. **68**, 3000 (1992).
- [13] D. A. Bryman *et al.*, Phys. Rev. **D33**, 1211 (1986).
- [14] S. M. Berman, Phys. Rev. Lett. **1**, 468 (1958).
- [15] T. Kinoshita, Phys. Rev. Lett. **2**, 477 (1959).
- [16] W. J. Marciano and A. Sirlin, Phys. Rev. Lett. **36**, 1425 (1976).
- [17] T. Goldman and W. J. Wilson, Phys. Rev. **D15**, 709 (1977).
- [18] G. Bressi *et al.*, Nucl. Phys. **B513**, 555 (1998).
- [19] J. Erler and P. Langacker, hep-ph/9809352.