

Constraint on the CKM angle α from the experimental measurements of CP violation in $B_d^0 \rightarrow \pi^+\pi^-$ decay

Cai-Dian Lü^{1 *} and Zhenjun Xiao^{2 †}

¹ CCAST (World Laboratory), P.O. Box 8730, Beijing 100080, China;

¹ Institute of High Energy Physics, CAS, P.O.Box 918(4), Beijing 100039, China [‡]

² Department of Physics, Nanjing Normal University, Nanjing, Jiangsu 210097, China
(February 8, 2020)

Abstract

In this paper, we study and try to find the constraint on the CKM angle α from the experimental measurements of CP violation in $B_d^0 \rightarrow \pi^+\pi^-$ decay, as reported very recently by BaBar and Belle Collaborations. After considering uncertainties of the data and the ratio r of penguin over tree amplitude, we found that: (a) strong constraint on both the CKM angle α and the strong phase δ can be obtained from the measured $S_{\pi\pi}$, $A_{\pi\pi}$: only the ranges of $86^\circ \leq \alpha \leq 148^\circ$ and $31^\circ \leq \delta \leq 143^\circ$ are still allowed by 1σ of the averaged data; (b) For Belle's result alone, the limit on α is $95^\circ \leq \alpha \leq 152^\circ$. The angle α larger than 90° is strongly preferred.

PACS numbers: 13.25.Hw, 12.15.Hh, 12.15.Ji, 12.38.Bx

*Email address: lucd@ihep.ac.cn

†Email address: zjxiao@email.njnu.edu.cn

‡Mailing address.

To study CP violation mechanism is one of the main goals of the B factory experiments. In the standard model (SM), the CP violation is induced by the nonzero phase angle appeared in the CKM mixing matrix. Recent measurements of $\sin 2\beta$ in neutral B meson decay $B_d^0 \rightarrow J/\psi K_{S,L}^0$ by BABAR [1,2] and Belle [3,4] Collaborations established the third type CP violation (interference between the decay and mixing) of B_d meson system. The angle β has been measured with reasonable accuracy. The experimental world average [3] is

$$\sin(2\beta) = 0.79 \pm 0.10, \quad (1)$$

and dominated by measurements from BaBar and Belle [1,3]. Two newest results reported this year by BaBar [2] and Belle [5] Collaboration are

$$\sin(2\beta) = 0.75 \pm 0.09(stat.) \pm 0.04(syst.), \quad (2)$$

$$\sin(2\beta) = 0.82 \pm 0.12(stat.) \pm 0.05(syst.), \quad (3)$$

with an average

$$\sin(2\beta) = 0.78 \pm 0.08, \quad (4)$$

which is well consistent with last year's number and leads to stringent bound on the angle β :

$$\beta = 26^\circ \pm 4^\circ \quad (5)$$

Despite the well measured CKM angle β , we have very poor knowledge on the other two angles α and γ . Very recently, Belle collaboration reported their first measurements of the CP violation of the $B_d^0 \rightarrow \pi^+\pi^-$ decay [5]:

$$\begin{aligned} S_{\pi\pi} &= -1.21_{-0.27}^{+0.38}(stat.)_{-0.13}^{+0.16}(syst.), \\ A_{\pi\pi} &= +0.94_{-0.31}^{+0.25}(stat.) \pm 0.09(syst.). \end{aligned} \quad (6)$$

The probability for $S_{\pi\pi} \neq 0$ and $A_{\pi\pi} \neq 0$ is 99.9% [5]. Comparing the previous BaBar experimental results ¹ [6]

$$\begin{aligned} S_{\pi\pi} &= 0.03_{-0.56}^{+0.53}(stat.) \pm 0.11(syst), \\ C_{\pi\pi} &= -0.25_{-0.47}^{+0.45}(stat.) \pm 0.14(syst), \end{aligned} \quad (7)$$

the statistic is much more improved.

Inspired by the recent measurement, discussions have been made to obtain information on strong phases and CKM phases from the experiments [7]. It is believed that the CP asymmetry measurement in $B \rightarrow \pi\pi$ decays can give information on the CKM angle α . In this paper, we try to extract out the constraint on the angle α from the measured $S_{\pi\pi}$ and

¹For the parameter $A_{\pi\pi}$, $C_{\pi\pi}$, there is a sign difference between the conventions of Belle and BaBar Collaboration $A_{\pi\pi} = -C_{\pi\pi}$. We here use the Belle's convention [5].

$A_{\pi\pi}$. Taking into account both Belle and BABAR measurements, the averages of $S_{\pi\pi}$ and $A_{\pi\pi}$ is

$$S_{\pi\pi}^{exp} = -0.79 \pm 0.33, \quad A_{\pi\pi}^{exp} = 0.73 \pm 0.27. \quad (8)$$

We will treat them as the measured asymmetries in the following analysis. The Belle data clearly dominate the average since it has much smaller uncertainty than BABAR's result.

In the SM with $SU(2) \times U(1)$ as the gauge group, the quark mass eigenstates are not the same as the weak eigenstates. The matrix relating these states was given an explicit parametrization by Kobayashi and Maskawa [8]. The mixing is usually expressed in terms of a 3×3 unitary matrix V_{CKM} operating on the down type quark mass eigenstates (d, s, and b):

$$\begin{pmatrix} d' \\ s' \\ b' \end{pmatrix} = \begin{pmatrix} V_{ud} & V_{us} & V_{ub} \\ V_{cd} & V_{cs} & V_{cb} \\ V_{td} & V_{ts} & V_{tb} \end{pmatrix} \begin{pmatrix} d \\ s \\ b \end{pmatrix}. \quad (9)$$

As a 3×3 unitary matrix, the CKM mixing matrix V_{CKM} is fixed by four parameters, one of which is an irreducible complex phase. Using the generalized Wolfenstein parametrization [9], V_{CKM} takes the form

$$V_{CKM} = \begin{pmatrix} 1 - \frac{\lambda^2}{2} & \lambda & A\lambda^3(\bar{\rho} - i\bar{\eta}) \\ -\lambda & 1 - \frac{\lambda^2}{2} & A\lambda^2 \\ A\lambda^3(1 - \bar{\rho} - i\bar{\eta}) & -A\lambda^2 & 1 \end{pmatrix}. \quad (10)$$

where A , λ , $\bar{\rho} = \rho(1 - \lambda^2/2)$ and $\bar{\eta} = \eta(1 - \lambda^2/2)$ are Wolfenstein parameters.

The unitarity of the CKM matrix implies six ‘‘unitarity triangle’’. One of them applied to the first and third columns of the CKM matrix yields

$$V_{ud}V_{ub}^* + V_{cd}V_{cb}^* + V_{td}V_{tb}^* = 0. \quad (11)$$

This unitary triangle(UT) is just a geometrical presentation of this equation in the complex plane. We show it in the $\bar{\rho} - \bar{\eta}$ plane, as illustrated in Fig.1.

The three unitarity angles are defined as

$$\alpha = \arg \left(-\frac{V_{tb}^* V_{td}}{V_{ub}^* V_{ud}} \right), \quad (12)$$

$$\beta = \arg \left(-\frac{V_{cb}^* V_{cd}}{V_{tb}^* V_{td}} \right), \quad (13)$$

$$\gamma = \arg \left(-\frac{V_{ub}^* V_{ud}}{V_{cb}^* V_{cd}} \right). \quad (14)$$

The above definitions are independent of any kind of parametrization of the CKM matrix elements. Thus it is universal. In the Wolfenstein parametrization, in terms of $(\bar{\rho}, \bar{\eta})$, $\sin(2\phi_i)$ ($\phi_i = \alpha, \beta, \gamma$) can be written as

$$\sin(2\alpha) = \frac{2\bar{\eta}(\bar{\eta}^2 + \bar{\rho}^2 - \bar{\rho})}{(\bar{\rho}^2 + \bar{\eta}^2)((1 - \bar{\rho})^2 + \bar{\eta}^2)}, \quad (15)$$

$$\sin(2\beta) = \frac{2\bar{\eta}(1 - \bar{\rho})}{(1 - \bar{\rho})^2 + \bar{\eta}^2}, \quad (16)$$

$$\sin(2\gamma) = \frac{2\bar{\rho}\bar{\eta}}{\bar{\rho}^2 + \bar{\eta}^2}. \quad (17)$$

The SM predicts the CP-violating asymmetries in the time-dependent rates for initial B^0 and \bar{B}^0 decays to a common CP eigenstate f_{CP} . In the case of $f_{CP} = \pi^+\pi^-$, the time-dependent rate is given by

$$f_{\pi\pi}(\Delta t) = \frac{e^{-|\Delta t|/\tau_{B^0}}}{4\tau_{B^0}} \{1 + q \cdot [S_{\pi\pi} \sin(\Delta m_d \Delta t) + A_{\pi\pi} \cos(\Delta m_d \Delta t)]\} \quad (18)$$

where τ_{B^0} is the B_d^0 lifetime, Δm_d is the mass difference between the two B_d^0 mass eigenstates, $\Delta t = t_{CP} - t_{tag}$ is the time difference between the tagged- B^0 (\bar{B}^0) and the accompanying \bar{B}^0 (B^0) with opposite b -flavor decaying to $\pi^+\pi^-$ at the time t_{CP} , $q = +1$ (-1) when the tagging B meson is a B^0 (\bar{B}^0). The CP-violating asymmetries $S_{\pi\pi}$ and $A_{\pi\pi}$ have been defined as

$$S_{\pi\pi} = \frac{2\text{Im}(\lambda)}{1 + |\lambda|^2}, \quad A_{\pi\pi} = \frac{|\lambda|^2 - 1}{1 + |\lambda|^2}, \quad (19)$$

where the parameter λ is

$$\begin{aligned} \lambda &= \frac{V_{tb}^* V_{td}}{V_{tb} V_{td}^*} \left[\frac{V_{ub} V_{ud}^* T_{\pi\pi} e^{i\delta_1} - V_{tb} V_{td}^* P_{\pi\pi} e^{i\delta_2}}{V_{ub}^* V_{ud} T_{\pi\pi} e^{i\delta_1} - V_{tb}^* V_{td} P_{\pi\pi} e^{i\delta_2}} \right] \\ &= e^{2i\alpha} \left[\frac{1 + r e^{i(\delta - \alpha)}}{1 + r e^{i(\delta + \alpha)}} \right], \end{aligned} \quad (20)$$

with

$$r = \left| \frac{P_{\pi\pi}}{T_{\pi\pi}} \right| \left| \frac{V_{tb} V_{td}^*}{V_{ub} V_{ud}^*} \right|, \quad \delta = \delta_2 - \delta_1, \quad (21)$$

where $T_{\pi\pi}$ and $P_{\pi\pi}$ describe the “Tree” and penguin contributions to the $B_d^0 \rightarrow \pi^+\pi^-$ decay, and δ is the difference of the corresponding strong phases.

By explicit calculations, we find that

$$S_{\pi\pi} = \frac{\sin 2\alpha + 2r \cos \delta \sin \alpha}{1 + r^2 + 2r \cos \delta \cos \alpha}, \quad (22)$$

$$A_{\pi\pi} = \frac{2r \sin \delta \sin \alpha}{1 + r^2 + 2r \cos \delta \cos \alpha}. \quad (23)$$

If we neglect the penguin-diagram (which is expected to be smaller than the tree diagram contribution), we have $C_{\pi\pi} = 0$, $S_{\pi\pi} = \sin(2\alpha)$. That means we can measure the $\sin(2\alpha)$ directly from $B_d^0 \rightarrow \pi^+\pi^-$ decay. This is the reason why $B_d^0 \rightarrow \pi^+\pi^-$ decay was assumed to be the best channel to measure CKM angle α previously. With penguin contributions, we

have $C_{\pi\pi} \neq 0$, $S_{\pi\pi} = \sin(2\alpha_{eff})$, where α_{eff} depends on the magnitude and strong phases of the tree and penguin amplitudes. In this case, the CP asymmetries can not tell the size of angle α directly. A method has been proposed to extract CKM angle α using $B^+ \rightarrow \pi^+\pi^0$ and $B^0 \rightarrow \pi^0\pi^0$ decays together with $B_d^0 \rightarrow \pi^+\pi^-$ decay by the isospin relation [10]. However, it will take quite some time for the experiments to measure the three channels together. In the following, we will show that the only measured CP asymmetries of $B_d^0 \rightarrow \pi^+\pi^-$ decay can at least provide some constraint on the angle α .

From Eq.(22,23), one can see that the asymmetries $S_{\pi\pi}$ and $A_{\pi\pi}$ generally depend on three “free” parameters: $\alpha = 0^\circ - 180^\circ$, $\delta = 0^\circ - 360^\circ$ and the ratio r . We can not solve out these two equations with three unknown variables. However, by the following study, we can at least give some constraint on the angle α and strong phase δ . Since the penguin contributions are loop order corrections (α_s suppressed) comparing with the tree contribution, we can assume $0 < r < 0.5$, in a reasonable range.

Now we are ready to extract out α through the general parameterization of $S_{\pi\pi}$ and $A_{\pi\pi}$ in terms of (α, δ, r) as given in Eqs.(22,23).

- At first, because of the positiveness of $A_{\pi\pi}^{exp}$, we get to know that $\sin \delta > 0$ from Eq.(23): i.e., the range of $180^\circ < \delta \leq 360^\circ$ is excluded. We will consider the range of $0^\circ < \delta \leq 180^\circ$ afterwards in this paper.
- For the special case of $\delta = 90^\circ$, the expressions of $S_{\pi\pi}$ and $A_{\pi\pi}$ can be rewritten as

$$S_{\pi\pi} = \frac{\sin 2\alpha}{1 + r^2}, \quad A_{\pi\pi} = \frac{2r \sin \alpha}{1 + r^2}. \quad (24)$$

The range of $0^\circ \leq \alpha \leq 90^\circ$ is excluded by the negativeness of $S_{\pi\pi}^{exp}$. Specifically, for $\delta = 90^\circ$, only the range of $105^\circ \leq \alpha \leq 136^\circ$ is still allowed by the data.

In Fig.2a, we show the α dependence of $S_{\pi\pi}$ for $r = 0.21$ (dots curves), 0.31 (solid curves) and 0.41 (short-dashed curves), and for $\delta = 90^\circ$ (the left three curves) and $\delta = 70^\circ$ (the right three curves), respectively. The dot-dashed line shows the experimental upper limit at the 1σ level: $S_{\pi\pi}^{exp} \leq -0.46$. Fig.2b shows the α dependence of $S_{\pi\pi}$ for $r = 0.31$ and for $\delta = 50^\circ, 70^\circ, 90^\circ, 110^\circ$ and 130° , respectively. Note that the region over the dot-dashed line is excluded by the experiments. Therefore it is easy to see that the current experiments prefer to $\alpha > 90^\circ$.

In Fig.3a, we show the α dependence of $A_{\pi\pi}$ for $\delta = 90^\circ$ and for $r = 0.21$ (dots curves), 0.31 (solid curves) and 0.41 (short-dashed curves), respectively. The dot-dashed line shows the experimental lower limit at the 1σ level: $A_{\pi\pi}^{exp} \geq 0.46$. Fig.3b shows the α dependence of $A_{\pi\pi}$ for $r = 0.31$ and for $\delta = 50^\circ, 90^\circ$ and 130° , respectively. Note that the region below the dot-dashed line is excluded by the experiments. From this figure, we can see that the experimental measurement of $A_{\pi\pi}^{exp}$ prefer to both α and δ around 90° .

The common range of α allowed by both the measured $S_{\pi\pi}$ and $A_{\pi\pi}$ is what we try to find. Fig.4 is the contour plot of the asymmetries $S_{\pi\pi}$ and $A_{\pi\pi}$ versus the strong phase δ and CKM angle α for $r = 0.26$ (solid curve), 0.31 (short-dashed curve) and 0.41 (dots curve), respectively. The regions inside each circle is still allowed by both $S_{\pi\pi}^{exp} \leq -0.46$ and $A_{\pi\pi}^{exp} \geq 0.46$ (experimental 1σ allowed range).

One can see from Fig.4 that: (a) the BaBar and Belle first measurements of the asymmetries $S_{\pi\pi}$ and $A_{\pi\pi}$ can put strong constraint on both the strong phase δ and most importantly on the CKM angle α . After considering uncertainties of input parameters, the ranges of $0^\circ \leq \delta \leq 30^\circ$, $144^\circ \leq \delta \leq 360^\circ$, $0^\circ \leq \alpha \leq 85^\circ$ and $149^\circ \leq \alpha \leq 180^\circ$ are excluded; (b) the constraint on both δ and α have a strong r dependence as illustrated in Fig.4. For the central value of $r = 0.31$, as shown by the short-dashed circle in Fig.4, a small range of $96^\circ \leq \alpha \leq 131^\circ$ is allowed. For $r = 0.26$, as shown by the solid circle in Fig.4, only a very narrow range of $102^\circ \leq \alpha \leq 113^\circ$ is allowed. For $r = 0.21$, however, the whole $\delta - \alpha$ plane is excluded by the lower limit $A_{\pi\pi}^{exp} \geq 0.46$. This means that the penguin contribution in $B_d^0 \rightarrow \pi^+\pi^-$ decay is really important, non-negligible.

If we conservatively use the Belle's measurement of $S_{\pi\pi}$ and $A_{\pi\pi}$ only, and take the direct sum of statistic and systematic errors as the total 1σ error, then the experimental limits on both $S_{\pi\pi}$ and $A_{\pi\pi}$ take the form

$$S_{\pi\pi}^{exp} \leq -0.67, \quad A_{\pi\pi}^{exp} \geq 0.54. \quad (25)$$

The corresponding contour plots of the asymmetries $S_{\pi\pi}$ and $A_{\pi\pi}$ versus the strong phase δ and CKM angle α are illustrated in Fig.5 for $r = 0.36$ (solid curve), 0.41 (short-dashed curve), respectively. For $r \leq 0.32$, the whole “ $\delta - \alpha$ ” plane is excluded by the data. Numerically, we find that only the range of

$$108^\circ \leq \alpha \leq 130^\circ \quad (26)$$

is allowed for $r = 0.36$, and

$$103^\circ \leq \alpha \leq 139^\circ \quad (27)$$

is allowed for $r = 0.41$, and finally

$$95^\circ \leq \alpha \leq 152^\circ \quad (28)$$

is allowed for $r = 0.51$ as shown by the dots circle in Fig.5, although we do not think the ratio r can be so large.

If we use the Belle's measurement of $S_{\pi\pi}$ and $A_{\pi\pi}$ only, and take the square root of the statistic and systematic errors as the total 1σ error, then the experimental limits on both $S_{\pi\pi}$ and $A_{\pi\pi}$ will be

$$S_{\pi\pi}^{exp} \leq -0.80, \quad A_{\pi\pi}^{exp} \geq 0.62. \quad (29)$$

The whole “ $\delta - \alpha$ ” plane will be excluded even for $r = 0.51$. In other word, the Belle result has to be changed in the future, otherwise, new physics may be required to explain the data.

It is worth to mention that the constraint on the angle α from one recent global fit is $82^\circ \leq \alpha \leq 126^\circ$ as given in Ref. [11]. The constraint from measured $S_{\pi\pi}$ and $A_{\pi\pi}$ is comparable or stronger than the global fit result.

From the above analysis, we can also see that the information on CKM angle α from experiments depend on the ratio r severely. In order to get more strongly constraint to the CKM angle α , we have to fix the third input parameter r through available data or reliable theoretical considerations.

From Eqs.(16,4), the measured $\sin(2\beta)$ leads to an equation between $\bar{\rho}$ and $\bar{\eta}$,

$$\bar{\eta} = (1 - \bar{\rho})\xi = (1 - \bar{\rho}) \frac{1 \pm \sqrt{1 - \sin^2(2\beta)}}{\sin(2\beta)}. \quad (30)$$

Since the solution with the “+” sign in the numerator of ξ is totally inconsistent with the global fit results and can be dropped out. Numerically,

$$\xi = \left(1 - \sqrt{1 - \sin^2(2\beta)}\right) / \sin(2\beta) = 0.48_{-0.07}^{+0.09}, \quad (31)$$

for the measured $\sin(2\beta) = 0.78 \pm 0.08$. There exist quite a lot of information about the CKM matrix elements as reported by the Particle Data Group [12] and other recent papers [11,13–15]. The parameter $\lambda = |V_{us}|$ is known from K_{l3} decay with good precision

$$\lambda = 0.2196 \pm 0.0023. \quad (32)$$

In terms of $(\bar{\rho}, \bar{\eta})$, the parameter r as defined in Eq.(21) can be rewritten as

$$r = z \frac{\sqrt{(1 - \bar{\rho})^2 + \bar{\eta}^2}}{\sqrt{\bar{\rho}^2 + \bar{\eta}^2} \left(1 - \frac{\lambda^2}{2}\right)} = \frac{z}{1 - \frac{\lambda^2}{2}} \frac{(1 - \bar{\rho})\sqrt{1 + \xi^2}}{\sqrt{\bar{\rho}^2 + (1 - \bar{\rho})^2 \xi^2}}, \quad (33)$$

where $z = |P_{\pi\pi}/T_{\pi\pi}|$ measures the relative size of tree and penguin contribution to the studied decay. From general considerations, z may be around 20%. By employing the QCD factorization approach [16] and/or the perturbative QCD approach [17], the estimated value of $|P_{\pi\pi}/T_{\pi\pi}|$ are found to be

$$z = 0.285 \pm 0.077, \quad (34)$$

where the contribution from the weak annihilation has been taken into account and the dominate error comes from the uncertainties of m_s and the renormalization scale μ [16]. From the numbers as given in Eqs.(32,31,34) and $\bar{\rho} = 0.20 \pm 0.16$, we have numerically

$$r = 0.31 \pm 0.09(\Delta z) \pm 0.01(\Delta\xi)_{-0.03}^{+0.01}(\Delta\bar{\rho}) \pm 0.0002(\Delta\lambda) = 0.31 \pm 0.10, \quad (35)$$

Here the estimated result $r < 0.41$ is in agreement with our general argument of $r < 0.5$. Thus our analysis in this paper is meaningful.

We know that the current data of $S_{\pi\pi}$ and $A_{\pi\pi}$ are primary experimental measurements only. We believe that these data will be improved greatly within one or two years and we can extract out the angle α with a good accuracy soon.

In summary, we studied the $B_d^0 \rightarrow \pi^+\pi^-$ decay and try to find constraint on the CKM angle α from the measured asymmetries $S_{\pi\pi}$ and $A_{\pi\pi}$ reported by BaBar and Belle collaborations. After considering uncertainties of the data and the parameter r , we found that: (a) strong constraint on both CKM angle α and the strong phase δ can be obtained from the measured $S_{\pi\pi}$, $A_{\pi\pi}$ and theoretically fixed ratio r : only the ranges of $86^\circ \leq \alpha \leq 148^\circ$ and $31^\circ \leq \delta \leq 143^\circ$ are still allowed by the data; (b) If taking Belle’s result only, the limit on α is $95^\circ \leq \alpha \leq 152^\circ$. In a word, the current CP asymmetry measurement of $B_d^0 \rightarrow \pi^+\pi^-$ decay strongly prefer to a CKM angle α larger than 90° . Considering the previous $\sin 2\beta$ measurement ($\beta = 26^\circ \pm 4^\circ$), we can conclude that the other CKM angle γ should be smaller than 90° .

ACKNOWLEDGMENTS

This work is partly supported by National Science Foundation of China under Grant No. 90103013 and 10135060. Z.J. Xiao acknowledges the support by the National Natural Science Foundation of China under Grant No.10075013, and by the Research Foundation of Nanjing Normal University under Grant No.2001WLXXGQA916.

REFERENCES

- [1] B.Aubert et al., BaBar Collaboration, Phys. Rev. Lett. 87, 091801(2001); J.Dorfan, BaBar Collaboration, *BaBar results on CP violation*, LP 2001, Roma, July 23-28, 2001; Babar-talk-01/77;
- [2] B.Aubert et al., BaBar Collaboration, *Improved measurement of CP violating asymmetry amplitude $\sin 2\beta$* , hep-ex/0203007.
- [3] K.Abe et al., Belle Collaboration, Phys. Rev. Lett. 87, 091802(2001); S.L.Olsen, Belle Collaboration, *Measurement of $\sin 2\phi_1$* , LP 2001, Roma, July 23-28, 2001; Belle LP-01;
- [4] K.Abe et al., Belle Collaboration, *Observation of mixing-induced CP violation in the neutral B meson system*, hep-ex/0202027;
- [5] K.Abe et al., Belle Collab., *Study of CP violating asymmetry in $B^0 \rightarrow \pi^+\pi^-$ decays*, hep-ex/0204002.
- [6] B.Aubert et al., BaBar Collaboration, Phys. Rev. **D65**, 051502(R)(2002).
- [7] M. Gronau and J. Rosner, hep-ph/0202170; R.Fleischer, and J.Matias, hep-ph/0204101.
- [8] M. Kobayashi and T. Maskawa, Prog. Theor. Phys. 49, 652 (1973).
- [9] A.J. Buras, in *Flavour Physics: CP violation and rare Decays*, Lectures given at International School of Subnuclear Physics, Erice, Italy, 2000, hep-ph/0101336.
- [10] M. Gronau and D. London, Phys. Rev. Lett. 65, 3381(1990).
- [11] A.Höcker, H.Lacker, S.Laplace and F.le Diberder, Eur. Phys. J. **C21**, 225(2001); D.Atwood and A.Soni, Phys. Lett. **B508**, 17(2001).
- [12] Particle Data group, D.E.Groom *et al.*, Eur. Phys. J. **C15** (2000)1.
- [13] X.G.He, Y.K.Hsino, J.Q.Shi, Y.L.Wuand Y.F.Zhou, Phys. Rev. **D64**, 034002(2001).
- [14] A.F.Falk, *Flavor physics and the CKM matrix: An overview*, hep-ph/0201094.
- [15] Z.J. Xiao and M.P. Zhang, *Extraction of the CKM angle γ from the new "mixed" system of $B^+ \rightarrow \pi^+K^0$ and $B_d^0 \rightarrow \pi^0K^0$ decays*, hep-ph/0203004; Phys. Rev. **D66** (2002)(in press).
- [16] M.Beneke, G.Buchalla, M.Neubert and C.T.Sachrajda, Nucl. Phys. **B601**, 245(2001).
- [17] C.D. Lü, K. Ukai and M.Z. Yang, Phys. Rev. **D63**, 074009 (2001).

FIGURES

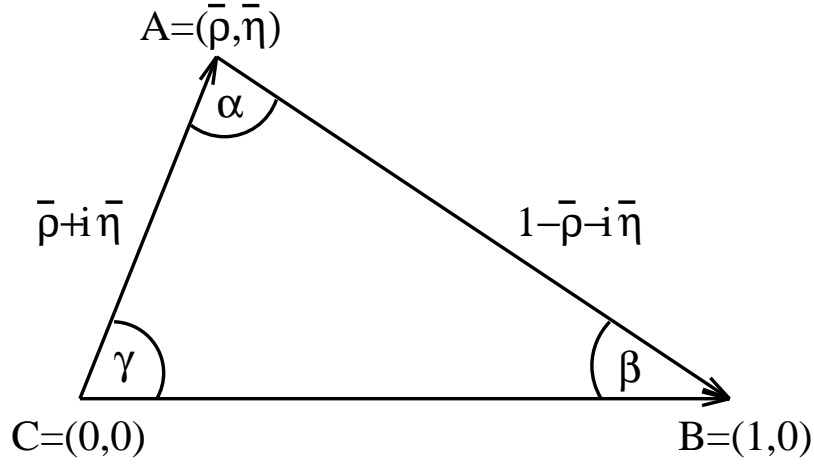


FIG. 1. Unitarity triangle in $\bar{\rho}, \bar{\eta}$ plane.

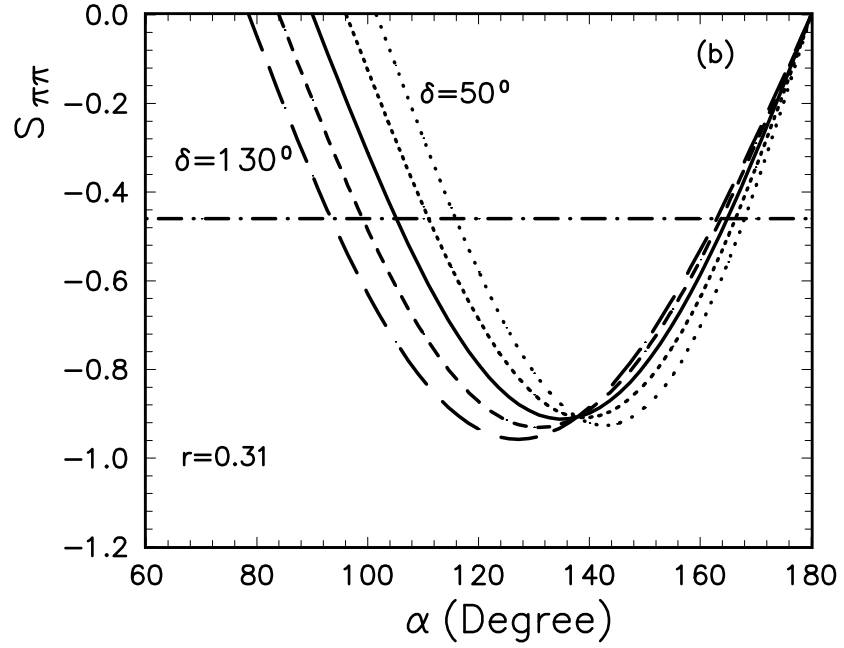
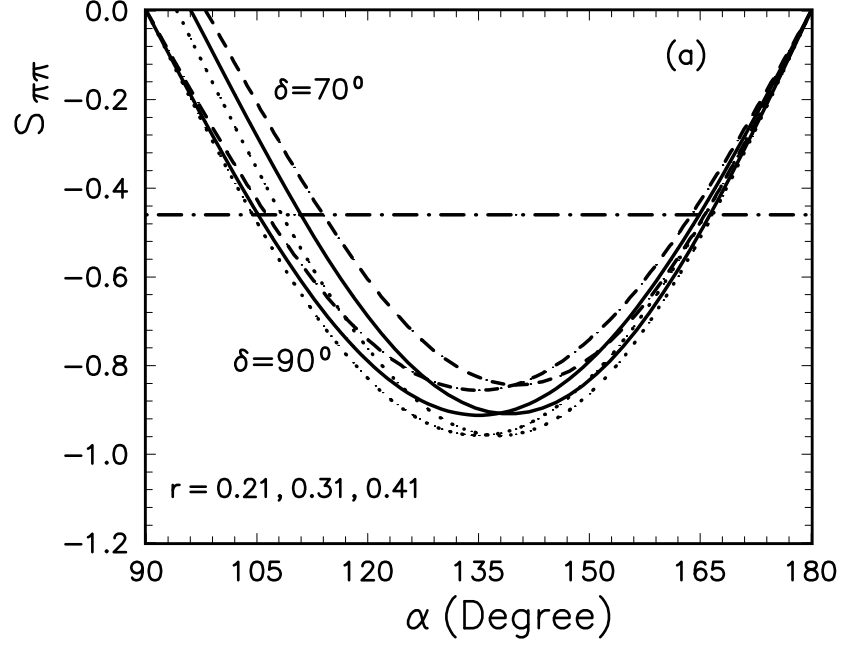


FIG. 2. Plots of $S_{\pi\pi}$ vs the angle α . (a) The dots-, solid- and short-dashed curves correspond to $r = 0.21, 0.31$ and 0.41 , respectively. The left and right three curves are for $\delta = 90^\circ$ and $\delta = 70^\circ$, respectively. (b) The five curves from right to left are for $\delta = 50^\circ, 70^\circ, 90^\circ, 110^\circ$ and 130° respectively. The dot-dashed line shows the experimental upper limit: $S_{\pi\pi}^{exp} \leq -0.46$.

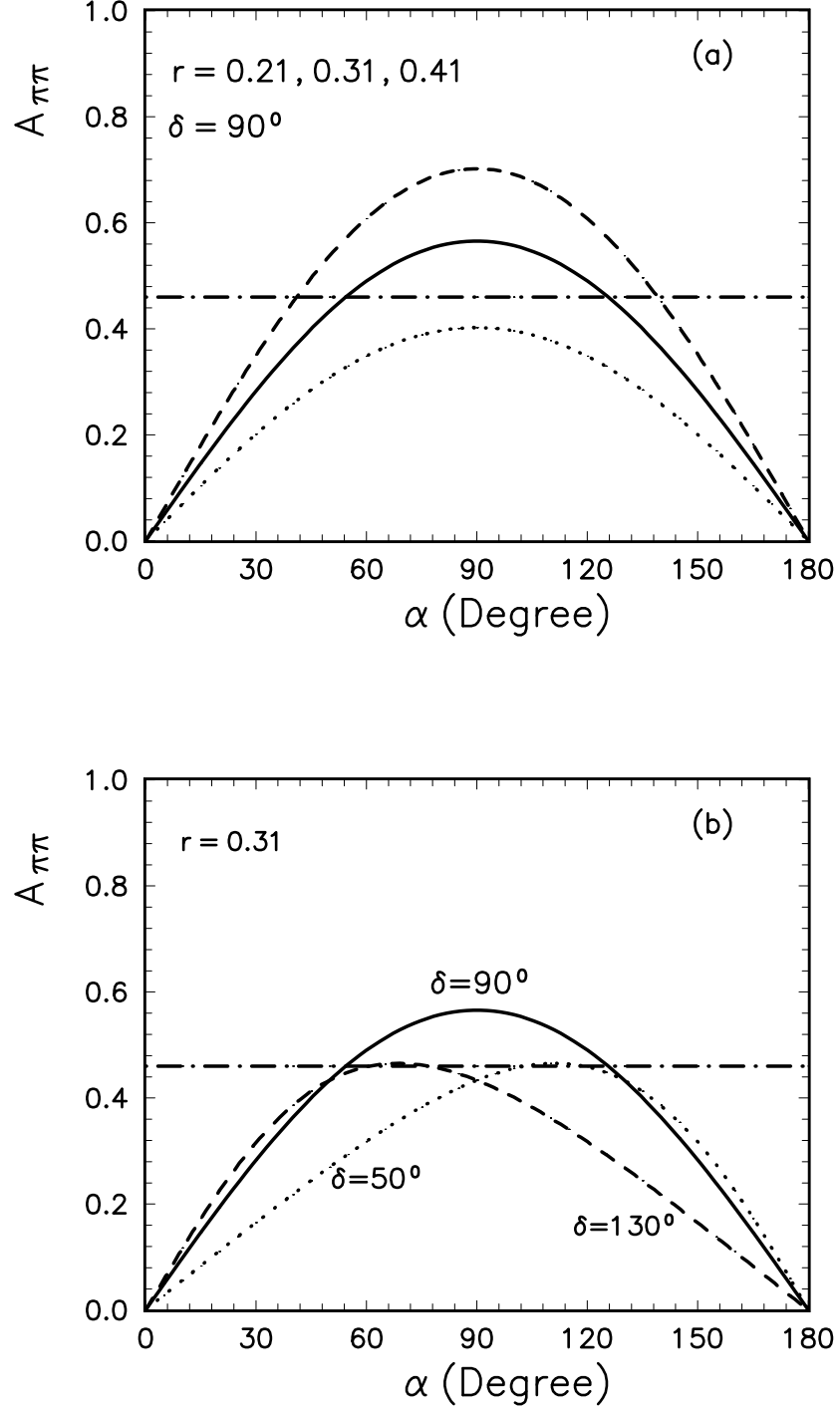


FIG. 3. Plots of $A_{\pi\pi}$ vs the angle α . In (a) the dots-, solid- and short-dashed curves correspond to $\delta = 90^\circ$ and $r = 0.21, 0.31$ and 0.41 , respectively. In (b) the three curves are for $r = 0.31$ and $\delta = 50^\circ, 90^\circ$ and 130° respectively. The dot-dashed line shows the experimental lower limit: $A_{\pi\pi}^{exp} \geq 0.46$.

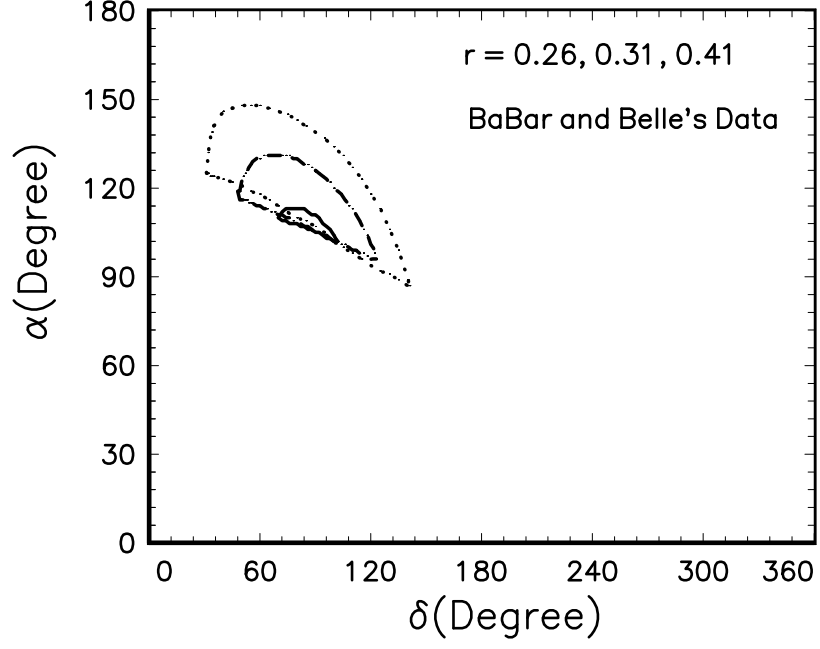


FIG. 4. Contour plot of the asymmetries $S_{\pi\pi}$ and $A_{\pi\pi}$ versus the strong phase δ and CKM angle α for $r = 0.21$ (solid curve), 0.31 (short-dashed curve) and 0.41 (dots curve), respectively. The regions inside each circle is still allowed by both $S_{\pi\pi}^{exp} \leq -0.46$ and $A_{\pi\pi}^{exp} \geq 0.46$, which is the experimental 1σ allowed range.

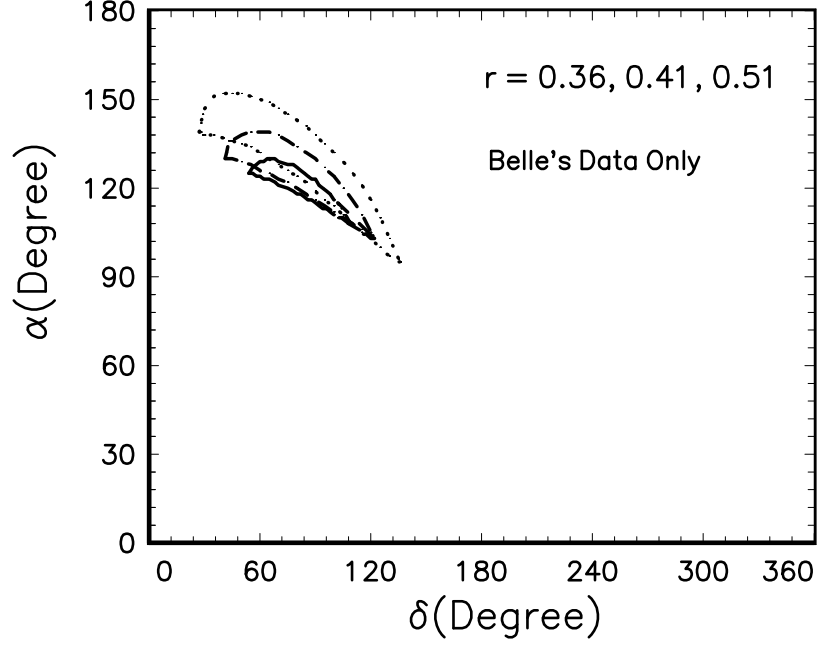


FIG. 5. Contour plot of the asymmetries $S_{\pi\pi}$ and $A_{\pi\pi}$ versus the strong phase δ and CKM angle α for $r = 0.36$ (solid curve), 0.41 (short-dashed curve) and 0.51 (dots curve), respectively. The regions inside each circle is still allowed by the Belle's limits $S_{\pi\pi}^{exp} \leq -0.67$ and $A_{\pi\pi}^{exp} \geq 0.54$.