


ROLE OF NONPERTURBATIVE INPUT IN QCD RESUMMED HEAVY BOSON Q_T DISTRIBUTION

JIANWEI QIU^a and XIAOFEI ZHANG^b

^a*Department of Physics and Astronomy, Iowa State University
Ames, Iowa 50011, U.S.A.*

^b*Center for Nuclear Research, Department of Physics, Kent State University
Kent, Ohio 44242, U.S.A.*



We show that role of nonperturbative input in the b -space QCD resummation formalism for heavy boson transverse momentum (Q_T) distribution strongly depends on collision energy \sqrt{S} . At collider energies, the larger \sqrt{S} is, the weaker role nonperturbative input plays, and better predictive power the b -space resummation formalism has.

1 Introduction

With new data coming from Fermilab Run II and from the Large Hadron Collider (LHC) in the near future, we expect to test Quantum Chromodynamics (QCD) to a new level of accuracy, and also expect that a better understanding of QCD will underpin precision tests of the Electroweak interactions and particle searches beyond the Standard Model. In this talk, we will concentrate on Drell-Yan type production of color neutral heavy boson (W^\pm , Z , and Higgs) of invariant mass Q at small transverse momentum Q_T .

When $Q_T \ll Q$, the Q_T distribution of the heavy boson production calculated in the conventional fixed-order perturbation theory receives a large logarithm, $\ln(Q^2/Q_T^2)$. Beyond the leading order, we can get two powers of the logarithm for every power of α_s . Therefore, at sufficiently small Q_T , convergence of the conventional perturbative expansion in powers of α_s is impaired, and the logarithms must be resummed.¹

2 The b -space resummation formalism

By using the renormalization group equation technique, Collins, Soper, and Sterman (CSS) derived a b -space resummation formalism for the Q_T distribution of the heavy boson production.²

The formalism has the following generic form for collisions between hadrons A and B ,

$$\frac{d\sigma_{A+B \rightarrow V+X}}{dQ^2 dy dQ_T^2} = \frac{d\sigma_{A+B \rightarrow V+X}^{(\text{resum})}}{dQ^2 dy dQ_T^2} + \frac{d\sigma_{A+B \rightarrow V+X}^{(Y)}}{dQ^2 dy dQ_T^2}, \quad (1)$$

where V represents the heavy boson.² In Eq. (1), the $\sigma^{(Y)}$ term is negligible for small Q_T and becomes important when $Q_T \sim Q$. The $\sigma^{(\text{resum})}$ includes all orders resummation of the large logarithms and can be expressed as²

$$\frac{d\sigma_{A+B \rightarrow C+X}^{(\text{resum})}}{dQ^2 dy dQ_T^2} = \frac{1}{(2\pi)^2} \int d^2b e^{i\vec{Q}_T \cdot \vec{b}} W(b, Q) = \int \frac{db}{2\pi} J_0(Q_T b) b W(b, Q) \quad (2)$$

where J_0 is Bessel function and $W(b, Q) = \sum_{ij} \sigma_{ij \rightarrow V}^{(0)}(Q) W_{ij}(b, Q)$ is a b -space distribution with dependence on rapidity y suppressed. The $\sigma_{ij \rightarrow V}^{(0)}(Q)$ is the lowest order partonic cross section for partons of flavor i and j to produce a heavy boson V of invariant mass Q .

Because of initial-state hadrons, $W_{ij}(b, Q)$ depends on momentum scale of hadron wave function ($1/\text{fm} \sim \Lambda_{\text{QCD}}$) and is in principle nonperturbative. However, when b is small ($\ll 1/\Lambda_{\text{QCD}}$), physics associated with momentum scales $1/b$ and Q are perturbative, and large logarithms from $\log(1/b^2)$ to $\log(Q^2)$ can be resummed by solving the following evolution equation²

$$\frac{\partial}{\partial \ln Q^2} W_{ij}(b, Q) = [K(b\mu, \alpha_s) + G(Q/\mu, \alpha_s)] W_{ij}(b, Q) \quad (3)$$

where kernels K and G themselves obey renormalization group equations.² By solving the linear evolution equation, one derives the resummed b -space distribution, $W(b, Q) = e^{-S(b, Q)} W(b, c/b)$, with constant $c = \mathcal{O}(1)$ and $S(b, Q) = \int_{c^2/b^2}^{Q^2} \frac{d\bar{\mu}^2}{\bar{\mu}^2} \left[\ln \left(\frac{Q^2}{\bar{\mu}^2} \right) A(\alpha_s(\bar{\mu})) + B(\alpha_s(\bar{\mu})) \right]$. The $A(\alpha_s(\bar{\mu}))$ and $B(\alpha_s(\bar{\mu}))$ are perturbatively calculable in power series of α_s . All large logarithms in $W(b, Q)$ are completely resummed into the exponential factor $\exp[-S(b, Q)]$ leaving $W(b, c/b)$ with only one hard scale $1/b$. When $b \leq b_{\text{max}} \ll 1/\Lambda_{\text{QCD}}$, the nonperturbative physics in $W(b, c/b)$ can be factorized into parton distributions, and the resummed $W(b, Q)$ can be factorized as²

$$W^{\text{pert}}(b, Q) = \sum_{ij} \sigma_{ij \rightarrow V}^{(0)} \left[f_{a/A} \otimes C_{a \rightarrow i} \right] \otimes \left[f_{b/B} \otimes C_{b \rightarrow j} \right] \times e^{-S(b, Q)} \quad (4)$$

where f and C are parton distributions and perturbatively calculable coefficient functions, respectively. In Eq. (4), the \otimes represents convolution over parton momentum fraction, and the superscript “pert” indicates that $W^{\text{pert}}(b, Q)$ is perturbatively calculable at small b if parton distributions are known.

When Q^2 is large enough, the perturbatively resummed b -space distribution $W^{\text{pert}}(b, Q)$ has a generic functional form shown in Fig. 1. The peak and corresponding saddle point (b_{sp}) depends on values of Q and \sqrt{S} .³ Since the $W^{\text{pert}}(b, Q)$ is only reliable for small b region, an extrapolation to large b is necessary in order to complete the Fourier transform in Eq. (1).

3 Extrapolation to large b region

Collins, Soper, and Sterman proposed the following large- b extrapolation²

$$W^{\text{CSS}}(b, Q) \equiv W(b_*, Q) F^{NP}(b, Q), \quad (5)$$

where $b_* \equiv b/\sqrt{1 + (b/b_{\text{max}})^2} < b_{\text{max}} \sim 0.5 \text{ GeV}^{-1}$ and $F^{NP}(b, Q) \sim \exp(-\kappa b^2)$ is a Gaussian-like nonperturbative function. The κ depends on fitting parameters, g_i with $i = 1, \dots, n$. By adjusting functional form for κ and fitting parameters g_i , Q_T distributions derived from $W^{\text{CSS}}(b, Q)$ are not inconsistent with Fermilab data on Z and W^\pm .⁴

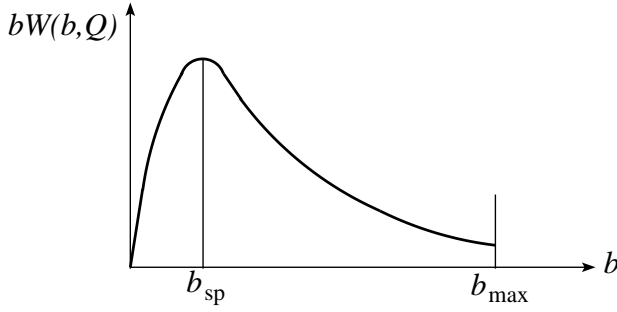


Figure 1: Generic resummed b -space distribution.

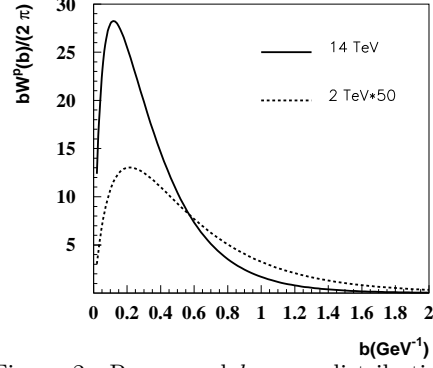


Figure 2: Resummed b -space distribution at Tevatron and LHC energies.

Although it is successful in interpreting existing data, the b -space resummation formalism has been questioned due to two apparent drawbacks.¹ The first is the difficulty of matching the resummed and fixed-order predictions; and the second is to know the quantitative difference between the prediction and the fitting because of the introduction of a nonperturbative F^{NP} . Recently, we demonstrated that both apparent drawbacks can be overcome.³

According to the large- b extrapolation defined in Eq. (5), the nonperturbative function F^{NP} and its fitting parameters can not only affect the large b region, but also significantly change the perturbatively calculated b -space distribution at small b .³ In order to quantitatively separate QCD prediction from parameter fitting, we introduce a new large- b extrapolation³

$$W(b, Q) = \begin{cases} W^{\text{pert}}(b, Q) & b \leq b_{\text{max}} \\ W^{\text{pert}}(b_{\text{max}}, Q) F^{NP}(b, Q; b_{\text{max}}) & b > b_{\text{max}}. \end{cases} \quad (6)$$

This new extrapolation preserves the QCD resummed b -space distribution at small b . For large b region, a new functional form of F^{NP} was derived by adding power corrections to the evolution equations of $W(b, Q)$ ³

$$F^{NP} = \exp \left\{ -\ln\left(\frac{Q^2 b_{\text{max}}^2}{c^2}\right) \left[g_1 \left((b^2)^\alpha - (b_{\text{max}}^2)^\alpha \right) + g_2 (b^2 - b_{\text{max}}^2) \right] - \bar{g}_2 (b^2 - b_{\text{max}}^2) \right\}. \quad (7)$$

The $(b^2)^\alpha$ term with $\alpha < 1/2$ corresponds to a direct extrapolation of resummed $W^{\text{pert}}(b, Q)$, while the b^2 terms correspond to the power corrections to the evolution equation. The g_2 term corresponds to power correction from soft gluon shower; and the \bar{g}_2 is due to parent partons' nonvanish intrinsic transverse momentum. The parameters, g_1 and α are completely fixed by W^{pert} by requiring the first and second derivatives of $W(b, Q)$ to be continuous at $b = b_{\text{max}}$.

4 Predictive power of the formalism

In order to exam the predictive power, we divide the b -integration in Eq. (2) into a perturbative ($b \leq b_{\text{max}}$) and a nonperturbative ($b > b_{\text{max}}$) region. Predictive power of the b -space resummation formalism is sensitive to the relative contributions from these two regions.

From the generic b -space distribution in Fig. 1, better predictive power requires a smaller b_{sp} for the saddle point. We found that numerical value of b_{sp} has a strong dependence on the \sqrt{S} in addition to its well-known Q^2 dependence.³ The larger \sqrt{S} corresponds to much a smaller b_{sp} . In Fig. 2, we plot the b -space distribution for Z production at two different collision energies, $\sqrt{S} = 14$ TeV (solid) and $\sqrt{S} = 2.0$ TeV (dashed) with $W(b, Q)$ at Tevatron energy multiplied by a factor of 50. The $W(b, Q)$ at LHC energy is clearly peaked at a smaller b_{sp} .

Precise contribution from large b region depends on the functional form and corresponding parameters of the F^{NP} . In Fig. 3, we plot $\log(1/F^{NP})$ as a function of b for $Q = M_Z$ and

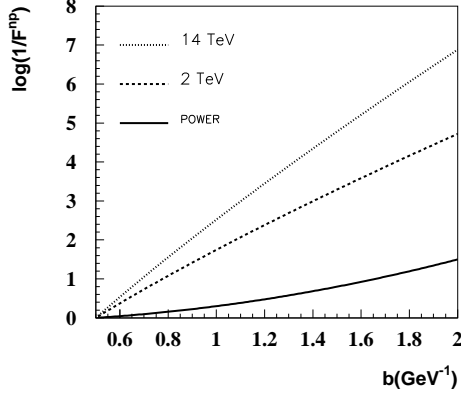


Figure 3: Nonperturbative $\log(1/F^{NP})$ defined in Eq. (7) as a function of b .

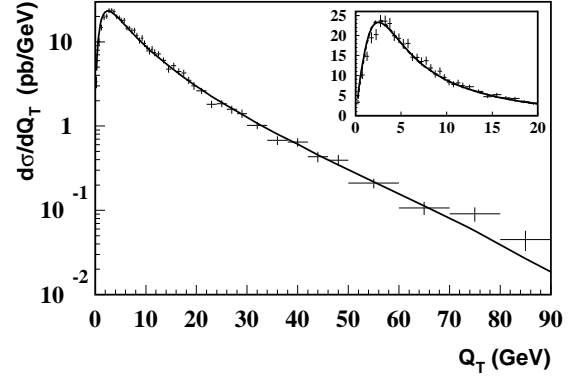


Figure 4: Comparison between resummed Q_T distribution and CDF data on Z .

$b_{max} = 0.5 \text{ GeV}^{-1}$. The dotted (dashed) line represents the leading fractional power term at $\sqrt{S} = 14 \text{ TeV}$ ($\sqrt{S} = 2 \text{ TeV}$). Both power correction terms are combined into the solid line. The parameters, g_2 and \bar{g}_2 , are fixed by fitting low energy Drell-Yan data.³ Since the b -integration converges at $b \leq 2 \text{ GeV}^{-1}$ for all $Q_T < Q$, we expect very small power corrections for heavy boson production at collider energies, in particular, at the LHC energy.

Because of its weak role in F^{NP} , we can first neglect the power corrections and predict the heavy boson transverse momentum distribution without any free parameter, except the choice of b_{max} . Variation of b_{max} is a good test of uncertainties of our predictions. In Fig. 4, we compare our prediction with Fermilab data on Z production with $b_{max} = 0.5 \text{ GeV}^{-1}$ (solid line). We find that the theoretical prediction is insensitive to the choice of b_{max} within 0.3 to 0.8; and the power corrections in F^{NP} only change the Q_T distribution in Fig. 4 for less than 5% at the lowest Q_T and less than 1% for $Q_T > 5 \text{ GeV}$.³ As expected from the features shown in Figs. 2 and 3, the power corrections to Z production at the LHC at $\sqrt{S} = 14 \text{ TeV}$ is less than 1% even at the lowest Q_T bin.⁵

5 Conclusions

We conclude that CSS b -space resummation formalism with a new large- b extrapolation has an excellent predictive power for heavy boson transverse momentum distribution at collider energies. Larger the collision energy is, better the predictive power is. At collider energies, the large- b nonperturbative contribution is dominated by the extrapolation of $W^{\text{pert}}(b, Q)$, and power corrections plays a very weak role.

Acknowledgments

This work was supported in part by the U.S. Department of Energy under Grant Nos. DE-FG02-86ER40251 and DE-FG02-87ER40371.

References

1. S. Catani, *et al.*, in the Report of the “1999 CERN Workshop on SM Physics (and more) at the LHC”, hep-ph/0005025, and references therein.
2. J.C. Collins, D.E. Soper, and G. Sterman, *Nucl. Phys. B* **250**, 199 (1985).
3. J.-W. Qiu and X.-F. Zhang, *Phys. Rev. Lett.* **86**, 2724 (2001); *Phys. Rev. D* **63**, 114011 (2001), and references therein.
4. F. Landry, R. Brock, G. Ladinsky, and C.-P. Yuan, *Phys. Rev. D* **63**, 013004 (2001).
5. X.-F. Zhang and G. Fai, *Phys. Rev. C* (in press), hep-ph/0202029.