

# Hierarchical radiative fermion masses and flavor changing processes in an $U(1)_X$ horizontal symmetry model

E. García-Reyes,<sup>1</sup> A. Hernández-Galeana,<sup>2</sup> A. Vargas,<sup>1</sup> and A. Zepeda<sup>1</sup>

<sup>1</sup>*Departamento de Física, Cinvestav  
Apartado Postal 14-740, 07000  
México, D.F., México.*

<sup>2</sup>*Departamento de Física, Escuela Superior de Física y Matemáticas  
Instituto Politécnico Nacional, U. P. Adolfo López Mateos  
México D.F., 07738, México*

In a model with a gauge group  $G_{SM} \otimes U(1)_X$ , where  $G_{SM} \equiv SU(3)_C \otimes SU(2)_L \otimes U(1)_Y$  is the standard model gauge group and  $U(1)_X$  is a horizontal local gauge symmetry, the spectrum of charged fermion masses and mixing angles are obtained from radiative contributions with the aim to reproduce the fermion masses and the Cabibbo-Kobayashi-Maskawa matrix with no *a priori* texture assumption. The assignment of horizontal charges is made such that at tree level only the third family becomes massive when electroweak symmetry is broken. Using these tree level masses and introducing exotic scalars, the light families of charged fermions acquire hierarchical masses through radiative corrections. The rank three mass matrices obtained are written in terms of a minimal set of free parameters in order to estimate their values by a numerical fit performance. The resulting masses and CKM mixing angles turn out to be in good agreement with the known values.

The new exotic scalar fields mediate flavor changing processes and contribute to the anomalous magnetic moments of fermions, additionally branching ratios and anomalous magnetic moments contributions were evaluated for leptons.

PACS numbers: 12.15.Ff, 12.10.-g

## I. INTRODUCTION

In this work a continuous horizontal local symmetry  $U(1)_X$  is considered. Assuming that only the third charged fermion family becomes massive at tree level, the light fermion masses are produced radiatively, generated at one and two loops. Instead of assuming a specific texture for the mass matrices, explicit one and two loop contributions are calculated and the mass matrix texture are obtained from these calculations. The textures arise because of the scalar field content of the model, which in turn are a consequence of the required gauge symmetry.

The new scalar fields needed to produce the light fermion masses mediate flavor changing processes and contribute to the anomalous magnetic moment of the fermions. The contributions to the anomalous magnetic moment and flavor changing processes are drawn for the leptons to show that no experimental bound is violated.

So, the radiative generation of hierarchical masses is possible within a model which do not need new exotic fermions and, at the same time is consistent with the experimental bounds on rare processes. Even though the  $U(1)_X$  breaking scale is not known the scalar masses which arise from the numerical fit are not in contradiction with well known estimations on the scale of new physics, and the scalar contributions to rare decays and anomalous magnetic moments still allow for the search of new gauge boson effects.

The analysis of the model in question to generate the masses and mixing angles of the quark sector is already reorted in [1]

This paper is organized in the following way: In section II an explicit description of the model is given, section III presents the analytical calculations for fermion masses and later the scalar contributions to lepton anomalous magnetic moment and rare decay branching ratios, while in section IV the numerical fit results are shown. Comments and conclusions are presented in section V.

## II. THE MODEL

Only three fermion families are assumed, those of the Standard Model (SM), and then no exotic fermions need to be introduced to cancel anomalies. The fermions are classified, as in the SM, in five sectors  $f = q, u, d, l$  and  $e$ , where  $q$



never get out of their class. In this model four irreps of scalars of class I and eight irreps of scalars of class II are introduced, with the quantum numbers specified in Table I(a). Notice that just the minimum number of class I scalars are introduced; i.e., only one Higgs weak isospin doublet to achieve Spontaneous Symmetry Breaking (SSB) of the electroweak group down to the electromagnetic  $U(1)_Q$ , one  $SU(2)_L$  singlet  $\phi_2$  used to break  $U(1)_X$ , and two weak isospin triplets ( $\phi_9$  and  $\phi_{10}$ ) which produce very small contributions to the electroweak SSB. In this way the horizontal interactions affect the  $\rho$  parameter only at higher orders.

With the above quantum numbers the Yukawa couplings that can be written may be divided into two classes, those of the D type which are defined by Fig. 1(a), and those of the M type which are defined in Fig. 1(b). The Yukawa couplings can thus be written as  $L_Y = L_{Y_D} + L_{Y_M}$ , where the D Yukawa couplings are

$$L_{Y_D} = Y^u \bar{q}_{L3} \tilde{\phi}_1 u_{R3} + Y^d \bar{q}_{L3} \phi_1 d_{R3} + Y^\tau \bar{l}_{3L} \phi_1 \tau_R + h.c., \quad (6)$$

with  $\tilde{\phi} \equiv i\sigma_2 \phi^*$ , while the M couplings compatible with the symmetries of the model are

$$\begin{aligned} L_{Y_M} = & Y_Q [q_{1L}^{\alpha T} C \phi_{3\{\alpha\beta\}} q_{2L}^\beta + q_{3L}^{\alpha T} C \phi_{3\{\alpha\beta\}} q_{3L}^\beta + q_{2L}^{\alpha T} C \phi_{4\{\alpha\beta\}} q_{3L}^\beta \\ & + d_{2R}^T C \phi_5 d_{1R} + d_{3R}^T C \phi_5 d_{3R} + d_{3R}^T C \phi_6 d_{2R} + u_{2R}^T C \phi_7 u_{1R} + u_{3R}^T C \phi_7 u_{3R} + u_{3R}^T C \phi_8 u_{2R}] \\ & + Y_l [l_{2L}^{\alpha T} C \phi_{9\{\alpha\beta\}} l_{3L}^\beta + l_{1L}^{\alpha T} C \phi_{10\{\alpha\beta\}} l_{2L}^\beta + l_{3L}^{\alpha T} C \phi_{10\{\alpha\beta\}} l_{3L}^\beta + \mu_R^T C \phi_{11} \tau_R + \\ & e_R^T C \phi_{12} \mu_R + \tau_R^T C \phi_{12} \tau_R] + h.c. \end{aligned} \quad (7)$$

In these couplings  $C$  represents the charge conjugation matrix and  $\alpha$  and  $\beta$  are weak isospin indices. Color indices have not been written explicitly. By simplicity and economy only one Yukawa constant  $Y_Q$  is assumed for all the quark M couplings and, another one,  $Y_l$  for the lepton sector. Notice that  $\phi_{3\{\alpha\beta\}}$  and  $\phi_{9\{\alpha\beta\}}$  are represented as

$$\phi_3 = \begin{pmatrix} \phi^{-4/3} & \phi^{-1/3} \\ \phi^{-1/3} & \phi^{2/3} \end{pmatrix} \text{ and } \phi_9 = \begin{pmatrix} \phi^0 & \phi^+ \\ \phi^+ & \phi^{++} \end{pmatrix}, \quad (8)$$

where the superscript denotes the electric charge of the field (and corresponding expressions for  $\phi_4$  and  $\phi_{10}$ ).

Scalar fields which are not  $SU(2)_L$  doublets do not participate in D type Yukawa terms, they however contribute to the mass matrix of the scalar sector and in turn determine the magnitude of the radiatively generated masses of fermions, as is shown below.

The most general scalar potential of dimension  $\leq 4$  that can be written is

$$\begin{aligned} -V(\phi_i) = & \sum_i \mu_i^2 \|\phi_i\|^2 + \sum_{i,j} \lambda_{ij} \|\phi_i\|^2 \|\phi_j\|^2 + \eta_{31} \phi_1^\dagger \phi_3^\dagger \phi_3 \phi_1 + \eta_{31} \tilde{\phi}_1^\dagger \phi_3^\dagger \phi_3 \tilde{\phi}_1 \\ & + \eta_{41} \phi_1^\dagger \phi_4^\dagger \phi_4 \phi_1 + \eta_{41} \tilde{\phi}_1^\dagger \phi_4^\dagger \phi_4 \tilde{\phi}_1 + \kappa_{91} \phi_1^\dagger \phi_9^\dagger \phi_9 \phi_1 + \kappa_{91} \tilde{\phi}_1^\dagger \phi_9^\dagger \phi_9 \tilde{\phi}_1 \\ & + \kappa_{10,1} \phi_1^\dagger \phi_{10}^\dagger \phi_{10} \phi_1 + \kappa_{10,1} \tilde{\phi}_1^\dagger \phi_{10}^\dagger \phi_{10} \tilde{\phi}_1 + \sum_{\substack{i \neq j \\ i,j \neq 1,2}} \eta_{ij} \|\phi_i^\dagger \phi_j\|^2 + (\rho_1 \phi_5^\dagger \phi_6 \phi_2 + \\ & \rho_2 \phi_7^\dagger \phi_8 \phi_2 + \lambda_1 \phi_5^\dagger \phi_1^\alpha \phi_{3\{\alpha\beta\}} \phi_1^\beta + \lambda_2 \phi_7^\dagger \tilde{\phi}_1^\alpha \phi_{3\{\alpha\beta\}} \tilde{\phi}_1^\beta + \lambda_3 Tr(\phi_3^\dagger \phi_4) \phi_2^2 + \\ & \lambda_4 \phi_5 \phi_6 \phi_7 \phi_2 + \lambda_5 \phi_5 \phi_6^\dagger \phi_7^\dagger \phi_8 + y_l \phi_{12}^\dagger \phi_{11} \phi_2 + \\ & \zeta_1 \phi_{12}^\dagger \phi_1^\alpha \phi_{10\{\alpha,\beta\}} \phi_1^\beta + Y_r Tr(\phi_{10}^\dagger \phi_9) \phi_2^2 + \varepsilon_1 \phi_5 \phi_6^\dagger \phi_{12}^\dagger \phi_{11} + \varepsilon_2 \phi_7^\dagger \phi_8 \phi_{12} \phi_{11}^\dagger + h.c.), \end{aligned} \quad (9)$$

where  $Tr$  means trace and in  $\|\phi_i\|^2 \equiv \phi_i^\dagger \phi_i$  an appropriate contraction of the  $SU(2)_L$  and  $SU(3)_C$  indices is understood. The gauge invariance of this potential requires the relation  $\Delta = 2\delta$  to be hold.

The VEVs of the class I scalar fields are

$$\begin{aligned}\langle\phi_1\rangle &= \frac{1}{\sqrt{2}} \begin{pmatrix} 0 \\ v_1 \end{pmatrix}, & \langle\phi_2\rangle &= v_2, \\ \langle\phi_9\rangle &= \begin{pmatrix} v_9 & 0 \\ 0 & 0 \end{pmatrix} \text{ and } \langle\phi_{10}\rangle &= \begin{pmatrix} v_{10} & 0 \\ 0 & 0 \end{pmatrix},\end{aligned}\tag{10}$$

$\langle\phi_1\rangle$  and  $\langle\phi_2\rangle$  achieve the symmetry breaking sequence

$$G_{SM} \otimes U(1)_X \xrightarrow{\langle\phi_2\rangle} G_{SM} \xrightarrow{\langle\phi_1\rangle} SU(3)_C \otimes U(1)_Q,\tag{11}$$

while the VEVs  $v_9$  and  $v_{10}$  are extremely small and allow production of Majorana type mass contributions to the neutrino mass matrix. With these contributions the 3 left handed neutrinos acquire masses, whose differences are consistent with recent analysis [6] and there is no need to introduce right handed neutrinos. In this case the mass matrix has the following form

$$\phi_3 = \begin{pmatrix} 0 & v_{10}/2 & 0 \\ v_{10}/2 & 0 & v_9/2 \\ 0 & v_9/2 & v_{10} \end{pmatrix}\tag{12}$$

The scalar field mixing arises after SSB from the terms in the potential that couple two different class II fields to one class I field. After SSB the mass matrix for the scalar fields of charge 2/3 ( $\phi_4, \phi_3, \phi_5, \phi_6$ ) is written as

$$M_{2/3}^2 = \begin{pmatrix} s_4^2 & \lambda_3^* v_2^2 & 0 & 0 \\ \lambda_3 v_2^2 & s_3^2 & \frac{\lambda_1^* v_1^2}{2} & 0 \\ 0 & \frac{\lambda_1 v_1^2}{2} & u_5^2 & \rho_1 v_2 \\ 0 & 0 & \rho_1^* v_2 & u_6^2 \end{pmatrix}\tag{13}$$

and analogous ones for the 4/3 and  $-1$  charge sectors.

### III. ANALYTICAL RESULTS

#### A. The Masses

A description of the mechanism to produce the charged fermion masses follows.

In general there could be mass contributions of two types as depicted in Fig. 1. In the present model however, only the Fig. 2 diagrams for the charge  $-1/3$  quark mass matrix elements and similar ones for the charge 2/3 and  $-1$  sectors do contribute (these type of diagrams were first introduced in [2]); in the Fig. 2 diagrams the cross means tree level mixing and the black circle means one loop mixing. The diagrams in Fig. 3a and 3b should be added to the matrix elements (1,3) and (3,1), respectively.

In the one loop contribution to the mass matrices for the different charged fermion sectors only the third family of fermions appears in the internal lines. This generates a rank 2 matrix, which once diagonalized gives the physical states at this approximation. Then using these mass eigenstates the next order contribution are computed, obtaining a matrix of rank 3. After the diagonalization of this matrix the mass eigenvalues and eigenstates are obtained (A quark mass mechanism with some similar features to the one proposed here is given in [2]).

Notice that due to the scalar mixing, in all the loop diagrams of Fig. 2 and 3, the divergences cancel out in each one of these diagrams as is physically expected, giving rise to finite contributions to the mass matrices.

Explicitly, the non vanishing contributions from the diagrams of Fig. 2 to the mass terms  $\bar{d}_{iR} d_{jL} \Sigma_{ij}^{(1)} + h.c.$  read

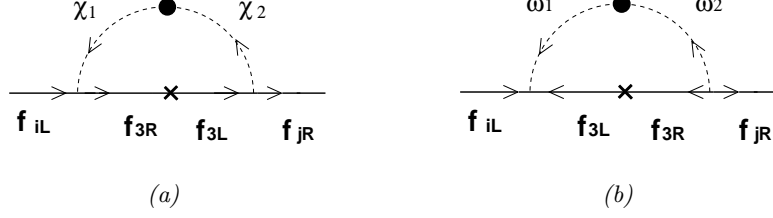


FIG. 1: Generic diagrams that could contribute to the mass of the light families, (a) D type couplings are represented with vertices where one fermion is incoming and the other one is outgoing, (b) the M type couplings are represented with vertices where both fermions are incoming or outgoing.

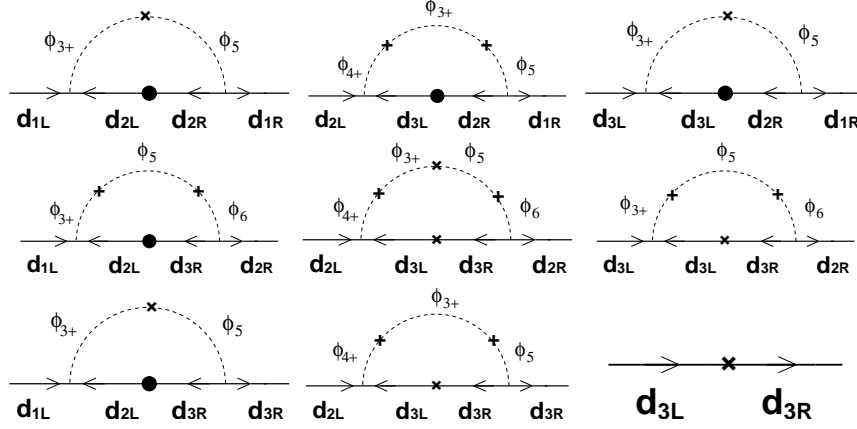


FIG. 2: Mass matrix elements for d quarks.

at one loop

$$\Sigma_{22}^{(1)} = 3m_b^{(0)} \frac{Y_I^2}{16\pi^2} \sum_k U_{1k} U_{4k} f(M_k, m_b^{(0)}), \quad (14)$$

and similar ones for  $\Sigma_{23}^{(1)}$  and  $\Sigma_{32}^{(1)}$ , where  $m_b^{(0)}$  is the tree level contribution to the b quark mass, the 3 is a color factor, U is the orthogonal matrix which diagonalizes the mass matrix of the charge 2/3 scalars,  $(\phi_4, \phi_3, \phi_5, \phi_6)^T =$

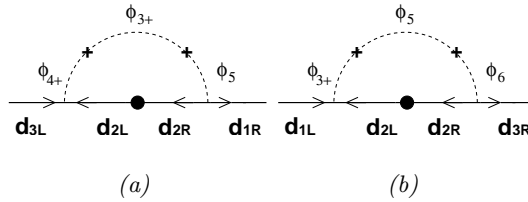


FIG. 3: Additional diagrams that contributes to mass matrix elements (a) (1,3) and (b) (3,1).

$U(\sigma_1, \sigma_2, \sigma_3, \sigma_4)^T$ , where  $\sigma_i$  are the eigenfields with eigenvalues  $M_i$ , and

$$f(a, b) \equiv \frac{1}{a^2 - b^2} [a^2 \ln \frac{a^2}{b^2}],$$

which is just a logarithmic contribution when  $a^2 \gg b^2$ . The resulting second rank mass matrix at this level is thus

$$M_d^{(1)} = \begin{pmatrix} 0 & 0 & 0 \\ 0 & \Sigma_{22}^{(1)} & \Sigma_{23}^{(1)} \\ 0 & \Sigma_{32}^{(1)} & m_b^{(0)} \end{pmatrix}. \quad (15)$$

At effective two loops we obtain the following expressions:

$$\begin{aligned} \Sigma_{11}^{(2)} &= 3 \frac{Y_I^2}{16\pi^2} \sum_{k,i} m_i^{(1)} (V_{dL}^{(1)})_{2i} (V_{dR}^{(1)})_{2i} U_{2k} U_{3k} f(M_k, m_i^{(1)}), \\ \Sigma_{13}^{(2)} &= 3 \frac{Y_I^2}{16\pi^2} \sum_{k,i} m_i^{(1)} (V_{dL}^{(1)})_{3i} (V_{dR}^{(1)})_{2i} U_{2k} U_{3k} f(M_k, m_i^{(1)}) \\ &\quad + 3 \frac{Y_I^2}{16\pi^2} \sum_{k,i} m_i^{(1)} (V_{dL}^{(1)})_{2i} (V_{dR}^{(1)})_{2i} U_{1k} U_{3k} f(M_k, m_i^{(1)}), \end{aligned} \quad (16)$$

and the corresponding ones for  $\Sigma_{12}^{(2)}$ ,  $\Sigma_{21}^{(2)}$  and  $\Sigma_{31}^{(2)}$ , the k (i) index goes from 1 to 4 (from 2 to 3),  $V_{dL}^{(1)}$  and  $V_{dR}^{(1)}$  are the unitary matrices which diagonalize  $M_d^{(1)}$  of equation (15) and  $m_i^{(1)}$  are the eigenvalues. Therefore at two loops the mass matrix for d quarks becomes:

$$M_d^{(2)} = \begin{pmatrix} \Sigma_{11}^{(2)} & \Sigma_{12}^{(2)} & \Sigma_{13}^{(2)} \\ \Sigma_{21}^{(2)} & m_2^{(1)} & 0 \\ \Sigma_{31}^{(2)} & 0 & m_3^{(1)} \end{pmatrix}. \quad (17)$$

For the up quark and charged lepton sectors the procedure to obtain the masses is completely analogous. The CKM matrix takes the form

$$V_{CKM} = (V_{uL}^{(2)} V_{uL}^{(1)})^\dagger V_{dL}^{(2)} V_{dL}^{(1)}, \quad (18)$$

where the unitary matrices  $V_{uL}^{(1)}$  and  $V_{uR}^{(1)}$  diagonalize  $M_u^{(1)}$ , and  $V_{uL}^{(2)}$  and  $V_{uR}^{(2)}$  diagonalize  $M_u^{(2)}$ , with an analogous notation used for the down sector.

It is important to mention here that the textures, particularly the zeros in the scalar and fermion mass matrices (Eqs. 13 and 17) are neither accidental nor imposed; they are just a direct consequence of the mass mechanism and of the gauge symmetry of the model.

## B. Rare Decays and Anomalous Magnetic Moments

Considering two equally charged fermions the process  $f_1 \rightarrow f_2 \gamma$  is written as [15]

$$iM(l_1(p_1) \rightarrow l_1(p_2) + \gamma) = i\bar{u}_2(p_2) \left( \epsilon^\mu \gamma_\mu F_1^V(0) \delta_{f_1 f_2} + \frac{\sigma_{\mu\nu} q^\nu \epsilon^\mu}{m_1 + m_2} (F_2^V(0) + F_2^A(0) \gamma_5) \right) u_1(p_1) \quad (19)$$

where  $F_2^{A(V)}$  gives the anomalous magnetic moment (electric dipole moment) for the fermion  $f_1$  when  $f_1 = f_2$ . The diagrams for the processes are shown in figure 4, in these diagrams  $\sigma$  stands for a mass eigenstate scalar field.

The respective evaluation of these diagrams gives

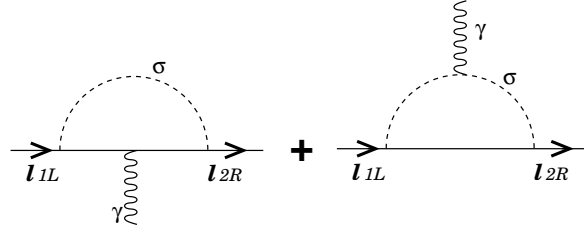


FIG. 4: Diagrams for the process  $l_1 \rightarrow l_2 \gamma$  where a scalar mass eigenstate  $\sigma$  is involved.

$$iA_1 = \frac{Y_l^2 q_e}{16\pi^2} N(m_\sigma, m_i) \bar{e}_{2R} i\sigma^{\mu\nu} q_\nu \epsilon_\mu e_{1L} \quad \text{and} \quad iA_2 = \frac{Y_l^2 q_e}{16\pi^2} N(m_\sigma, m_i) \bar{e}_{2L} i\sigma^{\mu\nu} q_\nu \epsilon_\mu e_{1R} \quad (20)$$

where  $N(m_\sigma, m_i) = \frac{m_i}{m_\sigma^2} \left[ \ln \frac{m_\sigma^2}{m_i^2} - \frac{1}{2} \right]$ , the relation  $m_\sigma \gg m_i$  is assumed to be held and the second amplitude comes from the diagrams where  $L$  and  $R$  are interchanged. Notice that due to scalar field mixing the contribution of these loops are finite as those in the mass case.

Due to the fermion mixing matrices structure (see the numerical results) the diagrams that make the largest contribution to the AMM of the leptons are; for the electron, the diagram with the muon inside the loop, and for the muon and tau, the diagrams with the tau as the inner fermion. The expression for the scalar contribution to the muon AMM is

$$a_\mu = \frac{m_\mu Y_l^2}{16\pi^2} (V_{eL}^l)_{22} (V_{eR}^l)_{22} (G^{\mu R} + G^{\mu L}) \quad (21)$$

where

$$\begin{aligned} G^{\mu R} &= \sum_{k,i} U_{1k}^l U_{4k}^l (V_{eL}^l)_{3i} (V_{eR}^{l+})_{i3} N(m_{\sigma_k}, m_i) \\ G^{\mu L} &= \sum_{k,i} U_{4k}^l U_{1k}^l (V_{eR}^l)_{3i} (V_{eL}^{l+})_{i3} N(m_{\sigma_k}, m_i) \end{aligned} \quad (22)$$

and analogous expression (with a suitable indices change) are held for the  $e$  and  $\tau$  leptons.

For the branching ratios of flavor changing decays the following expressions are obtained

$$\begin{aligned} \Gamma(\mu \rightarrow e + \gamma) &= (m_\mu + m_e)^2 \frac{m_\mu Y_l^4}{(16)^3 \pi^5} \left(1 - \frac{m_e}{m_\mu}\right)^2 \left(1 - \frac{m_e^2}{m_\mu^2}\right) \\ &\quad (|(V_{eL}^l)_{22} (V_{eR}^l)_{11} G^{\mu L e_R}|^2 + |(V_{eL}^l)_{11} (V_{eR}^l)_{22} G^{\mu R e_L}|^2) \\ &\approx \frac{m_\mu^3 Y_l^4}{(16)^3 \pi^5} (|G^{\mu L e_R}|^2 + |G^{\mu R e_L}|^2) \end{aligned} \quad (23)$$

with

$$\begin{aligned} G^{\mu R e_L} &= \sum_{k,i} U_{1k}^l U_{3k}^l (V_{eR}^l)_{2i} (V_{eL}^{l+})_{i3} N(m_{\sigma_k}, m_i) \\ G^{\mu L e_R} &= \sum_{k,i} U_{4k}^l U_{2k}^l (V_{eL}^l)_{2i} (V_{eR}^{l+})_{i3} N(m_{\sigma_k}, m_i) \end{aligned} \quad (24)$$

and analogous expressions for  $\tau \rightarrow \mu \gamma$  and  $\tau \rightarrow e \gamma$ .

The scalar fields  $(\phi_9, \phi_{10}, \phi_{12}, \phi_{11})$  allow tree level flavor changing decays due to the mixing among themselves, e.g. Fig. 5. In particular, the processes which could be compared with experimental bounds are  $\tau \rightarrow 3\mu$ ,  $\tau \rightarrow 2\mu e$ ,  $\tau \rightarrow 2e\mu$ ,  $\tau \rightarrow 3e$ ,  $\mu \rightarrow 3e$ , with diagrams like those in Fig. 6. For these processes the available phase space should be evaluated, and it is well known that for one particle of mass  $M$  and momentum  $P$  decaying to three particles with

momenta  $p_1, p_2$  and  $p_3$  and masses  $m_1, m_2$  and  $m_3$  [13] the branching ratio is given by

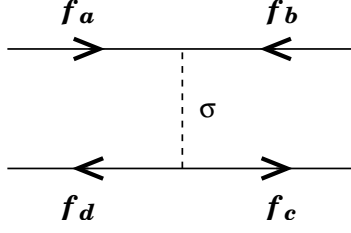


FIG. 5: Generic tree level flavor changing processes. In these type of diagrams  $\sigma$  stands for a scalar mass eigenstate.

$$\Gamma(P \rightarrow p_1 p_2 p_3) = \frac{2m_1 m_2 m_3}{(2\pi)^3 n_f!} \int dE_1 dE_2 \Theta(E_1, E_2) |M|^2,$$

which in this case reads

$$= \frac{\alpha^2 Y_l^4}{4(2\pi)^3 n_f!} \left| \sum_k \frac{\Re(U^l(k))}{m_{\sigma_k}^2} \right|^2 \int dE_1 dE_2 \Theta(E_1, E_2) E_1(m^2 + m_1^2 - m_2^2 - m_3^2 - 2mE_1). \quad (25)$$

$\Theta(E_1, E_2)$  represents the available phase space for the process,  $\alpha$  and  $\Re(U^l(k))$  are shown in Table II. The fermion mixing matrix structure was taken into account and only the largest contributions are evaluated. From the numerical fit the lepton mixing matrices have the form

$$V = V_{eR}^l \approx V_{eL}^l \approx \begin{pmatrix} 1 & \lambda & \lambda \\ \lambda & 1 & \lambda^2 \\ \lambda & \lambda^2 & 1 \end{pmatrix}, \quad (26)$$

with  $\lambda \sim 10^{-4}$ .

#### IV. NUMERICAL EVALUATION

##### A. Experimental Values

Since quarks are confined inside hadrons, their masses cannot be directly measured. So, the quark mass parameters in the SM Lagrangian depend both on the renormalization scheme adopted to define the theory and on the scale

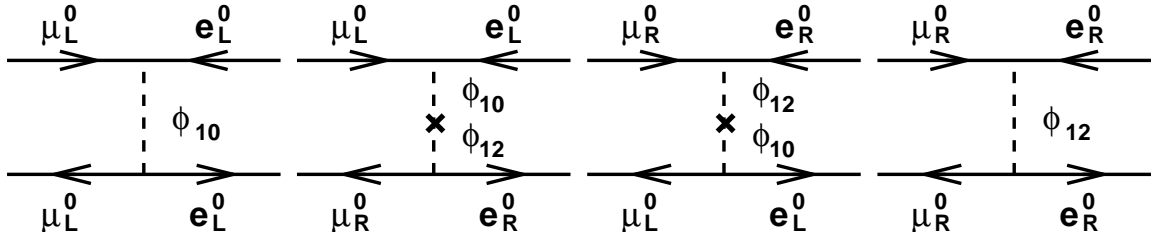


FIG. 6: Diagrams contributing to muon flavor changing decays.

Process	$\alpha$	$\Re(U^l(k))$
$\tau \rightarrow \mu\mu\mu$	$2\lambda$	$(U_{1k}^l + U_{4k}^l)(U_{2k}^l + U_{3k}^l)$
$\tau \rightarrow \mu\mu e$	$2$	$(U_{1k}^l + U_{4k}^l)(U_{2k}^l + U_{3k}^l)$
$\tau \rightarrow ee\mu$	$2\lambda$	$(U_{2k}^l + U_{3k}^l)(U_{1k}^l + U_{4k}^l + 1) + 2U_{2k}^l U_{3k}^l$
$\tau \rightarrow eee$	$2\lambda^2$	$(U_{2k}^l + U_{3k}^l)(U_{1k}^l + U_{4k}^l + 1) + 2U_{2k}^l U_{3k}^l$
$\mu \rightarrow eee$	$\lambda$	$U_{2k}^l + U_{2k}^l U_{3k}^l + U_{3k}^l$

TABLE II:  $\alpha$  and  $\Re(U^l(k))$  for tree level flavor changing decays.

parameter  $\mu$  where the theory is being tested. In the limit where all quark masses are zero, the SM has an  $SU(3)_L \otimes SU(3)_R$  chiral symmetry which is broken at a scale  $\Lambda_\chi \simeq 1\text{GeV}$ . To determine the quark mass values SM perturbation theory must be used at an energy scale  $\mu \gg \Lambda_\chi$  where non perturbative effects are negligible.

For illustration, the allowed ranges of quark masses[7] in the modified minimal subtraction scheme ( $\overline{MS}$ ) are[8]:

$$\begin{aligned}
m_u(1\text{GeV}) &= 2 - 6.8 \text{ MeV.} \\
m_d(1\text{GeV}) &= 4 - 12 \text{ MeV.} \\
m_s(1\text{GeV}) &= 81 - 230 \text{ MeV.} \\
m_c(m_c) &= 1.1 - 1.4 \text{ GeV.} \\
m_b(m_b) &= 4.1 - 4.4 \text{ GeV.} \\
m_t(Exp) &= 173.8 \pm 5.2 \text{ GeV}
\end{aligned}$$

To find the relative magnitude of different quark masses in a meaningful way, one has to describe all quark masses in the same scheme and at the same scale. In this analysis the quark masses are calculated at an energy scale  $\mu_m$  such that  $M_Z < \mu_m < M_X \simeq v_2$ , where  $M_X$  is the mass scale and where  $U(1)_X$  is spontaneously broken. Since in this model there is no mixing between the Standard Model Z boson and its horizontal counterpart,  $v_2$  could be as low as the electroweak breaking scale. For simplicity, assume that these calculations are meaningful at the electroweak breaking scale and from the former values for the quark masses calculate, in the  $\overline{MS}$  scheme, the quark masses at the  $m_Z$  scale[10]. Those values calculated in the cited reference are presented in Table III(a).

On the other hand, the CKM matrix elements are not ill defined and they can be directly measured from the charged weak current in the SM. For simplicity the assumption was made that they are real, and as discussed in Ref.[9], they are almost constant in the interval  $M_Z < \mu < \text{a few TeV}$ . Their current experimental value [7] and the estimated ones are given in Table III.

## B. Evaluation of the Parameters

In order to test the model using the least possible number of free parameters, let the scalar mass matrices be written in the following form:

$$M_{2/3}^2 = \begin{pmatrix} a_+ & b & 0 & 0 \\ b & a_+ & c_+ & 0 \\ 0 & c_+ & a_+ & d_+ \\ 0 & 0 & d_+ & a_+ \end{pmatrix} \quad \text{and} \quad M_{4/3}^2 = \begin{pmatrix} a_- & b & 0 & 0 \\ b & a_- & c_- & 0 \\ 0 & c_- & a_- & d_- \\ 0 & 0 & d_- & a_- \end{pmatrix}. \quad (27)$$

Using the central value of the CKM elements in the PDG book[7] and the central values of the six quark masses at the Z mass scale[10], the  $\chi^2$  function is built in the parameter space. Diagonalization of involved matrices is achieved

using LAPACK [14] routines, and the  $\chi^2$  function is minimized using MINUIT from the CERNLIB packages[11]; both Monte Carlo and standard routines were used in the minimization process. The tree level masses of the top, bottom and tau were restricted to be around the central values  $\pm 10\%$  in order to assure consistency with the assumption that radiative corrections are small. The numerical values for the parameters are shown in Table IV. With the numeric values which minimize  $\chi^2$  numerical values for  $m_q(m_t)$  with  $q = u, d, c, s, t, b$ , and  $(CKM)_{ij}$  with  $i, j = 1, 2, 3$  are shown in Table III(a).

For the sake of comparison, the same calculations but now using the central values of the six quark masses at the  $M_t$  scale [9] are repeated. The numerical results are presented in Table V and VI.

			Central Value	Range	Results
			$CKM_{11}$	0.97495	0.9742 a 0.9757 0.9747
			$CKM_{12}$	0.22250	0.219 a 0.226 0.2235
			$CKM_{13}$	0.00350	0.002 a 0.005 0.0033
			$CKM_{21}$	0.22200	0.219 a 0.225 0.2234
			$CKM_{22}$	0.97405	0.9734 a 0.9749 0.9737
			$CKM_{23}$	0.04000	0.037 a 0.043 0.0434
			$CKM_{31}$	0.00900	0.004 a 0.014 0.0064
			$CKM_{32}$	0.03900	0.035 a 0.043 0.0439
			$CKM_{33}$	0.99915	0.9990 a 0.9993 0.9990
Central Value	Range	Result			
$m_d$	3.55	1.8 a 5.3	3.72		
$m_s$	67.5	30 a 100	50.7		
$m_b$	2900	2800 a 3000	2470		
$m_u$	1.9	0.9 a 2.9	1.83		
$m_c$	605	530 a 680	224.9		
$m_t$	174000	168000 a 180000	176400		

(a) Quark Masses (MeV)
(b) CKM Matrix elements

TABLE III: Fit results using the mass values at Z mass scale.

Parameter	Value ( $\times 10^6 TeV^2$ )	Parameter	Value (MeV)
$a_+$	19.6111	M0b	2474.12
$b$	0.105233	M0t	176061.8
$c_+$	19.3262	$Y_Q$	16.95
$d_+$	0.656368		
$c_-$	508.630		
$d_-$	6.40954		
$a_-$	9999.19		

TABLE IV: Fit parameter values using masses at Z mass scale.

The results for the charged leptons case using the mass data by [9] are shown in Tables VII and VIII.

The apparently impressive correspondence between the estimated lepton masses in this model and the Fusaoka (et. al) calculation is due to the large number of free parameters, which in the numerical fit are not as constrained as in the quarks case.

Two more comments should be made: First, the values for the parameters in the square mass matrices of scalar fields are of order  $10^{17}(\text{MeV})^2$  (see Table IV), so, the scalar physical masses are of order  $10^3 \text{ TeV}$ . Second, the rounding errors allow us to take safely up to five significative figures in the masses and in the CKM matrix elements.

As can be seen from Tables III and V, even under the assumption that the CKM matrix elements are real, the numerical values are in good agreement with the allowed experimental results.

### C. Anomalous Magnetic Moments and Rare Decays Evaluation

Using the parameter values from the mass fit, the numerical evaluation of scalar contributions to magnetic moments of the charged leptons and the branching ratio of the rare decays were made, and they are shown in Tables IX and X, respectively.

			Central Value	Range	Result
			$CKM_{11}$	0.97495	0.9742 a 0.9757 0.9741
			$CKM_{12}$	0.22250	0.219 a 0.226 0.2254
			$CKM_{13}$	0.00350	0.002 a 0.005 0.0175
			$CKM_{21}$	0.22200	0.219 a 0.225 0.2253
			$CKM_{22}$	0.97405	0.9734 a 0.9749 0.9742
			$CKM_{23}$	0.04000	0.037 a 0.043 0.0036
			$CKM_{31}$	0.00900	0.004 a 0.014 0.0179
			$CKM_{32}$	0.03900	0.035 a 0.043 0.0003
			$CKM_{33}$	0.99915	0.9990 a 0.9993 0.9998

	Central Value	Range	Result
$m_d$	4.49 MeV	3.89 a 5.09 MeV	4.87 MeV
$m_s$	89.4 MeV	76.9 a 100.9 MeV	80.8 MeV
$m_b$	2.85 GeV	2.74 a 2.96 GeV	2.84 GeV
$m_u$	2.23 MeV	1.83 a 2.63 MeV	2.33 MeV
$m_c$	646 MeV	595 a 700 MeV	632 MeV
$m_t$	171 GeV	169 a 183 GeV	171.9 GeV

(a) Quark masses

(b) CKM matrix elements

TABLE V: Fit results using masses at top mass scale.

Parameter	Value ( $\times 10^6 TeV^2$ )	Parameter	Value (MeV)
$a_+$	1602.24	M0b	2831.64
$b$	0.004034	M0t	171950.09
$c_+$	125.391	$Y_Q$	14.57
$d_+$	51.4477		
$c_-$	$1.360099 \times 10^{-7}$		
$d_-$	1.31220		
$a_-$	717.0733		

TABLE VI: Fit parameter values using masses at top mass scale.

## V. CONCLUSIONS

By introducing a  $U(1)_X$  gauge flavor symmetry and enlarging the scalar sector, a mechanism and an explicit model able to generate radiatively the hierarchical spectrum of charged fermions masses and CKM mixing angles is presented. The horizontal charge assignment to particles is such that no new fermions (beyond the known three generations of quarks and leptons) are needed. Also, at tree level only the t and b quarks and  $\tau$  lepton get masses, and to generate radiatively the masses for the light families, some new exotic scalars are introduced. All of these new scalars are electrically charged, so they can not acquire VEV as is required in the loop graphs.

The numerical results are presented in Tables III, V, VII, IX and X. Even though the  $U(1)_X$  mass scale is not known, the two sets of results for the quarks case do not differ by much and they agree fairly well with the experimental values, meaning that the mass scale associated with the horizontal symmetry may be in the range  $100 GeV < M_X < 1.0 TeV$ , at the same time no experimental bound on rare decays or AMM is violated.

A closer look to the analysis shows that the quark mass hierarchy in being translated to the quotient  $v_1/v_2$  which is the hierarchy between the electroweak mass scale and the Horizontal  $U(1)_X$  mass scale. In this way the viability that new physics exists at the electroweak mass scale, or just above it, is shown and may help to explain the long-lasting puzzle of the enormous range of quark masses and mixing angles.

Since quarks carry baryon number  $B = 1/3$ , the color sextet scalars must have  $B = -2/3$  (the scalar singlets  $\phi_1$  and  $\phi_2$  have  $B=0$ ); in this way  $L_{Y_M}$  is not only  $U(1)_X$  invariant but conserves color and baryon number as well. On the other hand,  $V(\phi)$  does not conserve baryon number (the term  $\lambda_4 \phi_5 \phi_6 \phi_7 \phi_2$  violates baryon number). Anyway, in the worst of the situations, since the offending term does not enter in the mass matrix for the Higgs scalars, it may be removed in more realistic models by the introduction of a discrete symmetry.

The results are encouraging; even under the assumption that the CKM matrix is real, and without knowing exactly the  $U(1)_X$  mass scale, the numerical predictions are in the ballpark, implying also a value of order 10 for the Yukawa coupling  $Y_Q$ , and masses for the exotic scalars being of order  $10^3$  TeV. Thus this model presents a clear mechanism

	Reported Mass (MeV)	Evaluated Mass (MeV)
$M_e$	$0.48684727 \pm 0.00000014$	0.486847282
$M_\mu$	$102.75138 \pm 0.00033$	102.751363
$M_\tau$	$1746.7 \pm 0.3$	1746.96

TABLE VII: Charged lepton masses at Z mass scale.

Parameter	Value( $\times 10^4 TeV^2$ )	Parameter	Value (MeV)
a	52.633013	$M_\tau^0$	1746.87
b	50.011234		
c	1.8805682		
d	39.978871	$Y_L$	3.4124

TABLE VIII: Fit parameter values using lepton masses at Z mass scale.

able to explain the mass hierarchy and mixing of the fermionic fields.

Finally, in the work presented here, the Higgs scalar used to produce the SSB of the SM gauge group down to  $SU(3)_C \times U(1)_Q$  has zero horizontal charge, and as a consequence the standard  $Z$  boson does not mix with the horizontal counterpart.

### Acknowledgments

One of the authors (A. Z.) acknowledges the hospitality of the theory group at CERN and useful conversations with Marcela Carena and Jean Pestieau.

## VI. BIBLIOGRAPHY

- 
- [1] E. García, A. Hernández-Galeana, D. Jaramillo, W. A. Ponce and A. Zepeda, Rev. Mex. Fis. **48-1**, 32 (2002). hep-ph/0006093.
  - [2] X.G.He, R.R.Volkas, and D.D.Wu, Phys. Rev. **D41**, 1630 (1990); Ernest Ma, Phys. Rev. Lett. **64**, 2866 (1990).
  - [3] Sandip Pakvasa and Hirotaka Sugawara, Phys. Lett. **73B**, 61 (1978); Y. Yamanaka, H. Sugawara and S. Pakvasa, Phys. Rev. **D25**, 1895 (1982); K. S. Babu and X.G. He, Phys. Rev. **D36**, 3484 (1987); Ernest Ma, Phys. Rev. Lett. **B62**, 1228 (1989); Ernest Ma and G.G. Wong, Phys. Rev **D41**, 992 (1990); G.G. Wong and W.S. Hou, Phys. Rev. **D50**, 2962 (1994).
  - [4] A. Davidson, M. Koca and K. C. Wali, Phys. Rev. Lett. **B43**, 92 (1979); A. Davidson, M. Koca and K. C. Wali, Phys. Rev. **D20**, 1195 (1979); A. Sirlin, Phys. Rev. **D22**, 971 (1980); A. Davidson and K. C. Wali, Phys. Rev. **D21**, 787 (1980); G. Degrossi and A. Sirlin, Phys. Rev. **D40**, 3066 (1989); P. Binetruy and P. Ramond, Phys. Lett. **B350**, 49 (1995); K. Babu and R. N. Mohapatra, Phys. Rev. **D43**, 2278 (1991); M. T. Yamawaki and W. W. Wada, Phys. Rev. **D43**, 2431 (1991); D.

### Magnetic Moments

$a_e$	$1.3740 \times 10^{-17}$
$a_\mu$	$9.1012 \times 10^{-12}$
$a_\tau$	$2.3951 \times 10^{-12}$

TABLE IX: Numerical evaluation of scalar contributions to Anomalous Magnetic Moments.

Rare decays		
$B(\mu \rightarrow e + \gamma)$	$1.3657 \times 10^{-12}$	$1.2 \times 10^{-11}$
$B(\tau \rightarrow \mu + \gamma)$	$2.1440 \times 10^{-12}$	$1.1 \times 10^{-6}$
$B(\tau \rightarrow e + \gamma)$	$1.8240 \times 10^{-17}$	$2.7 \times 10^{-6}$
$B(\tau \rightarrow \mu\mu\mu)$	$4.1501 \times 10^{-43}$	$1.9 \times 10^{-6}$
$B(\tau \rightarrow \mu\mu e)$	$1.3631 \times 10^{-32}$	$1.5 \times 10^{-6}$
$B(\tau \rightarrow ee\mu)$	$1.3698 \times 10^{-15}$	$1.9 \times 10^{-6}$
$B(\tau \rightarrow eee)$	$1.9979 \times 10^{-21}$	$2.9 \times 10^{-6}$
$B(\mu \rightarrow eee)$	$7.0532 \times 10^{-20}$	$1.0 \times 10^{-12}$

TABLE X: Branching ratios numerical evaluation. The first column lists the process, the second is the evaluation within the  $U(1)_X$  model, the last column shows the experimental bounds.

- S. Shaw and R. R. Volkas, Phys. Rev. **D47**, 241 (1993); T. Yanagida, Phys. Rev. **D20**, 2986 (1979); E. Papantonopoulos and G. Zoupanos, Phys. Lett. **B110**, 465 (1982); E. Papantonopoulos and G. Zoupanos, Z. Phys. **C16**, 361 (1983).
- [5] W. A. Ponce, A. Zepeda and J. M. Mira, Z. Phys. **C69**, 683 (1996); W. A. Ponce, L. A. Wills and , A. Zepeda, Z. Phys. **C73**, 711 (1997).
- [6] M. C. Gonzalez-Garcia, M. Maltoni, C. Peña-Garay and J. W. F. Valle, Phys. Rev. D **63**, 033005 (2001). M. C. Gonzalez-Garcia and M. Maltoni, hep-ph/0202218.
- [7] Particle Data Group, D.E. Groom et al., Eur. Phys. J. **C15**,1 (2000).
- [8] S. Narison, Nucl. Phys. Proc. Suppl. **86**, 242-254, (2000), hep-ph/9911454, and references therein.
- [9] H. Fusaoka and Y.Koide, Phys. Rev. **D57**, 3986 (1998).
- [10] H. Fritzsch and Z. Xing, Prog. Part. Nucl. Phys. **45**, 1-81 (2000), hep-ph/9912358.
- [11] MINUIT, Function Minimization and Error Analysis. CERN Program Library Long Writeup D506, CERN Geneva, Switzerland.
- [12] J. Erler and P. Langacker, Phys. Rev. Lett. **84**, 212-215 (2000), hep-ph/9910315. P. Langacker and M. Plümacher, Phys. Rev. D **62**, 013006 (2000), hep-ph/0001204.
- [13] A.D. Martin, T.D. Spearman, Elementary Particle Theory, Wiley Interscience Division, 1970.
- [14] LAPACK Users' Guide, E. Anderson, Z. Bai, C. Bischof, J. Demmel, J. Dongarra, J. Du Croz, A. Greenbaum, S. Hammarling, A. McKenney, S. Ostrouchor, D. Sorensen. Society for Industrial and Applied Mathematics.
- [15] B. W. Lee and R. E. Schrock, Phys. Rev. D **16**, 1444 (1977).