

Lattice measurements of nonlocal quark condensates, vacuum correlation length, and pion distribution amplitude in QCD

A. P. Bakulev[†], S. V. Mikhailov[‡]

*Joint Institute for Nuclear Research, Bogoliubov Lab. of Theoretical Physics,
141980, Moscow Region, Dubna, Russia*

Abstract

Recent data of lattice measurements of the gauge-invariant nonlocal scalar quark condensates are analyzed to extract the short-distance correlation length, $1/\lambda_q$, and to construct an admissible Ansatz for the condensate behaviour in a coordinate space. The correlation length values for both the quenched and full-QCD cases appear in a good agreement with the well-known QCD SR estimates of the mixed quark-gluon condensate, $2\lambda_q^2 = \langle \bar{q}(ig\sigma_{\mu\nu}G_{\mu\nu})q \rangle / \langle \bar{q}q \rangle = 0.8 - 1.1 \text{ GeV}^2$. We test two different Ansatzes for a nonlocal quark condensate and trace their influence on the twist-2 pion distribution amplitude by means of QCD SRs. The main features of the pion distribution amplitude are confirmed by the CLEO experimental results.

PACS: 11.15.Ha, 12.38.Lg, 14.40.Cs

Keywords: lattice QCD, nonlocal condensates, QCD sum rules

[†]E-mail: bakulev@thsun1.jinr.ru

[‡]E-mail: mikhs@thsun1.jinr.ru

1 Introduction

The results of long-awaited lattice measurements of gauge-invariant nonlocal quark condensates have been published recently in [1]. These data provide a possibility to examine directly the models of nonlocal-condensate coordinate behaviour. Different models have been suggested in the framework of QCD sum rules (SR) for dynamic properties of light mesons [2, 3, 4, 5, 6]. We used an extended QCD SR approach with nonlocal condensates [4, 3, 7, 8] as a bridge to connect meson properties, form factors, and distribution amplitudes with the structure of QCD vacuum. For light meson phenomenology, the value of short-distance correlation length l in QCD vacuum, $l \simeq \frac{1}{\lambda_q}$, has a paramount significance, while the details of a particular condensate model are of next-to-leading importance. We demonstrate that the original lattice data in [1] allow one to extract a reasonable value of the correlation scale λ_q^2 being in agreement with our vacuum condensate models. At the very end, the lattice data support our conclusion on the shape of the pion distribution amplitude [2, 4, 8], and vice versa, the CLEO experimental data [9] on pion photoproduction confirm our suggestion about the range of the correlation scale values in an independent way [10].

2 Models of nonlocal quark condensates

Small x^2 behavior. Let us start with the general properties of gauge-invariant nonlocal quark condensates (NLCs) $F_{S,V}(x^2)$ following from their definitions

$$\langle : \bar{q}_\sigma(0) E(0, x) q_\rho(x) : \rangle = \frac{\langle \bar{q}q \rangle}{4} \left[F_S(x^2) - \frac{i\hat{x}}{4} F_V(x^2) \right]_{\rho\sigma}, \quad E(0, x) = P \exp \left(-i \int_0^x A_\mu(y) dy^\mu \right), \quad (1)$$

where σ, ρ are spinor indices, the integral in the Fock-Schwinger string $E(0, x)$ is taken along a straight-line path. First of all, the condensates $F_{S,V}(x^2), \dots$ should be analytic functions around the origin, and their derivatives at zero are related to condensates of the corresponding dimension. Expanding $F_{S,V}(x^2)$ in the Taylor series at the origin in the fixed-point gauge $A_\mu(y)y^\mu = 0$ (hence $E(0, x) = 1$), one can obtain [11]:

$$\begin{aligned} F_S(x^2) &= \frac{\langle \bar{q}(0)q(x) \rangle}{\langle \bar{q}q \rangle} = \frac{\langle \bar{q}(1 + \frac{1}{2!}(xD)^2 + \frac{1}{4!}(xD)^4 + \dots)q \rangle}{\langle \bar{q}q \rangle} \\ &= 1 + \left(\frac{Q^5}{2!2Q^3} - \frac{m_q^2}{2} \right) \left(\frac{x^2}{4} \right) + 2 \frac{Q_{(0)}^7 - m_q Q_{(m_q)}^6}{4!3Q^3} \left(\frac{x^2}{4} \right)^2 + O(x^6), \end{aligned} \quad (2)$$

$$\begin{aligned} F_V(x^2) &= i \frac{4 \langle \bar{q}(0)\hat{x}q(x) \rangle}{\langle \bar{q}q \rangle x^2} = i \frac{4 \langle \bar{q}\hat{x}((xD) + \frac{1}{3!}(xD)^3 + \frac{1}{5!}(xD)^5 + \dots)q \rangle}{\langle \bar{q}q \rangle x^2} \\ &= m_q + \frac{Q^6 + m_q(3Q^5 - 6m_q^2 Q^3)}{3!3Q^3} \left(\frac{x^2}{4} \right) + \frac{Q_{(0)}^8 - m_q Q_{(m_q)}^7}{5!3Q^3} \left(\frac{x^2}{4} \right)^2 + O(x^6). \end{aligned} \quad (3)$$

Here $D_\mu = \partial_\mu - igA_\mu^a t^a$ is a covariant derivative; m_q , the quark mass; J_μ^a , quark vector current; and the expansion coefficients Q^i appearing in (2)-(3) are vacuum expectation values (VEVs) of quark-gluon operators O_i of dimension i , $Q^i = \langle O_i \rangle$. These expansions with the explicit expressions for the condensates Q^i have been derived in [11], (see Appendix A). Condensates of lowest dimensions

$$Q^3 = \langle \bar{q}q \rangle, \quad Q^5 = ig \langle \bar{q}(G_{\mu\nu}\sigma_{\mu\nu})q \rangle \equiv m_0^2 \cdot Q^3, \quad Q^6 = \langle t^a J_\mu^a t^b J_\mu^b \rangle, \quad (4)$$

form the basis of standard QCD SR [12] and have been estimated, while the higher-dimensional VEVs, $Q_{(0)}^7, Q_{(m_q)}^7, Q_{(0)}^8, \dots$ are yet unknown. Note here that the matrix element of the 4-quark

condensate Q^6 is not known independently. Instead, it is usually evaluated in the “factorization approximation”, the accuracy is estimated to be about 20% [12],

$$\langle \bar{q}\Gamma_1 q \bar{q}\Gamma_2 q \rangle \approx -\frac{\text{Tr}(\Gamma_1 \Gamma_2)}{144} \langle \bar{q}q \rangle^2. \quad (5)$$

The “mixed” condensate Q^5 is expressed in the chiral limit as $m_0^2 \cdot Q^3$ or $2\lambda_q^2 \cdot Q^3$

$$4 \frac{dF_S(x^2)}{dx^2} \Big|_{x=0} = \frac{Q^5}{4Q^3} \equiv \frac{m_0^2}{4} = \frac{\lambda_q^2}{2}, \quad (6)$$

and the parameter $\frac{\lambda_q^2}{2}$ fixes the width of $F_S(x^2)$ around the origin. This important quantity has been estimated within the QCD sum-rule approach

$$\lambda_q^2 = \begin{cases} 0.4 \pm 0.1 \text{ GeV}^2 & [13], \\ 0.5 \pm 0.05 \text{ GeV}^2 & [14]. \end{cases} \quad (7)$$

Estimates of λ_q^2 from instanton approaches [15] are somewhat larger: $\lambda_q^2 \geq 2/\rho_c^2 \approx 0.6 \text{ GeV}^2$ where $\rho_c \approx 1.7 - 2 \text{ GeV}^{-1}$ is an average characteristic size of the instanton fluctuation in the QCD vacuum. Taking into account all these estimates, in the following, we put a rather wide window $0.6 \geq \lambda_q^2 \geq 0.4 \text{ GeV}^2$ for its value (“QCD Range” in Figs.2, 3).

Large x^2 asymptotics from HQET. The large- $|x|$ properties of the NLC $F_S(x^2)$ have been analyzed in detail in [16] in the framework of QCD SRs for heavy-quark effective theory (HQET) of heavy-light mesons. It was demonstrated that for a large Euclidean x , NLC is dominated by the contribution of the lowest state of a heavy-light meson with energy $\Lambda = (M_Q - m_Q)|_{m_Q \rightarrow \infty}$, and $F_S(x^2) \sim \exp\{-|x|\Lambda\}$ (numerically, Λ is around 0.45 GeV). In the following, we shall take this asymptotic behavior for NLC at large $|x|$

$$F_{S,V} \sim e^{-|x|\Lambda_{S,V}}. \quad (8)$$

Hints from QCD SRs, Gaussian Ansatz. To relate the NLC behaviour with the properties of mesons via QCD SR, it is convenient to parameterize the x^2 -dependence of (2)-(3) by the distribution functions $f_X(\alpha)$ *a’la* α -representation for a propagator

$$F_{S,V}(x^2) = \int_0^\infty e^{-\alpha x^2/4} f_{S,V}(\alpha) d\alpha, \quad \text{where} \quad \int_0^\infty f_{S,V}(\alpha) d\alpha = \begin{cases} 1, & \text{S-case;} \\ 0, & \text{V-case, chiral limit.} \end{cases} \quad (9)$$

Here we use the Euclidean interval $x^2 = -x_E^2 > 0$, and the subscript E will be omitted below for simplicity. The representation (9) allows one (i) to involve smoothly NLCs into diagrammatic techniques, and (ii) to clarify the physical properties of NLCs. Indeed, functions $f_{S,V,\dots}(\alpha)$ introduced in [2] describe the distribution of quarks over virtuality α in nonperturbative vacuum. The moments of $f_{S,V,\dots}$ coincide with Taylor expansion coefficients in (2)-(3). For example, we have in S case in the chiral limit

$$\int_0^\infty \alpha f_S(\alpha) d\alpha = \frac{1}{2} \left(\frac{\langle \bar{q} D^2 q \rangle}{\langle \bar{q} q \rangle} \equiv \lambda_q^2 \right), \quad \int_0^\infty \alpha^2 f_S(\alpha) d\alpha = \frac{Q_{(0)}^7}{18Q^3}, \dots \quad (10)$$

with λ_q^2 meaning the average virtuality of vacuum quarks. Higher moments of $f_S(\alpha)$ are connected with higher-dimensional VEVs. The difference between the Ansatzes for $F_S(x^2)$ looks more pronounced just for its $f_S(\alpha)$ -images. It is evident that distributions extremely concentrated at the origin $f_S(\alpha) \sim \delta(\alpha)$, $\delta^{(1)}(\alpha)$, ... correspond to separate terms of the Taylor expansion (2)-(3). At

the same time, $f_S(\alpha) = \text{CONST}$ simulates a free propagation with zero mass: $F(x^2) \sim \text{CONST}/x^2$. The Gaussian Ansatz

$$F_S^G(x^2) = \exp\left(-\frac{\lambda_q^2}{8}x^2\right), \quad (11)$$

takes account of a single scale – “inverse width” λ_q of the coordinate distribution and corresponds to the virtuality distribution $f_S = \delta(\alpha - \lambda_q^2/2)$. It fixes only one main property of the nonperturbative vacuum — quarks can flow through the vacuum with a nonzero momentum k , and the average virtuality of vacuum quarks is $\langle k^2 \rangle = \lambda_q^2/2$. The Gaussian behavior at very large $|x|$ does not correspond to the expected NLC asymptotics (8). But for the moment QCD SRs, that deal with the smearing quantities – moments of distribution amplitudes [2, 4], form factors [17, 3, 18], the incorrect asymptotics of NLC as well as subtle details of the Ansatz shape are expected to be not so important. It is interesting that the Gaussian behaviour is supported by a model of the nonperturbative propagator, [19], based on simple “local-duality” arguments. Namely, Eq.(16) in [19] demonstrates a behaviour rather close to Eq.(11) within a physically important region 1 Fm. Unfortunately, corresponding $F_S(x^2)$ decays too quickly beyond this region, it becomes negative and oscillating, which is physically unclear.

Certainly, a more realistic model of $f(\alpha)$ should possess a finite width: we expect that it is a continuous function concentrated around a certain value $\lambda_q^2/2$ and rapidly decaying to zero as α goes to 0 or ∞ . Moreover, the continuous distribution $f_S(\alpha)$ over virtuality is directly related to the pion distribution amplitude $\varphi_\pi(x)$ (for details, see sect.4), as it was demonstrated with the help of the “nondiagonal” correlator in [5, 7].

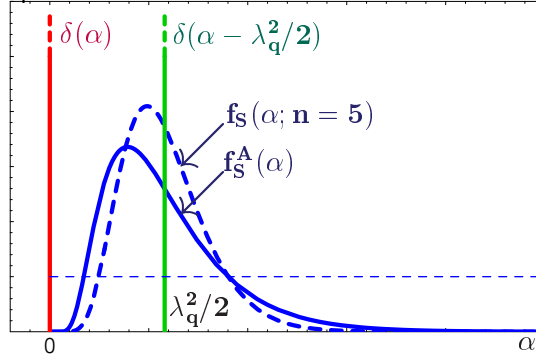


Figure 1: Graphical illustration of different NLC models in α -representation. Thick bell-like (blue in a colour view) lines represents the advanced Ansatz (solid line) in comparison with $f_S(\alpha; 5)$ (dashed line), vertical line (green in a colour view) at $\alpha = \lambda_q^2/2$ – Gauss Ansatz, and vertical line (red in a colour view) at $\alpha = 0$ – the local limit to standard condensates. For comparison, we depict here the free propagation α -distribution in a dashed thin line.

“Advanced Ansatz”. To construct models of nonlocal condensates, one should satisfy some constraints. For instance, if we assume vacuum matrix elements $\langle \bar{q}(D^2)^m q \rangle$ to exist, then the function $f(\alpha)$ should decay faster than $1/\alpha^{m+1}$ as $\alpha \rightarrow \infty$. If for all m , all such matrix elements exist, a possible choice could be a function $f(\alpha) \sim \alpha^n \exp(-\alpha\sigma)$, *etc.* at large α . The opposite, small- α , limit of $f(\alpha)$ is determined by the large- $|x|$ asymptotics (8) of the function $F_S(x^2)$. This means that $f(\alpha) \sim \exp(-\Lambda^2/\alpha)$ in the small- α region. By the simplest composition of both the asymptotics [5, 7], we arrive at the class of Ansatzes [5, 7]

$$f_S(\alpha; n) \sim \alpha^{n-1} e^{-\Lambda^2/\alpha - \sigma^2 \alpha} \quad (12)$$

that gives a coordinate behavior

$$F_S(x^2; n) = \frac{K_n \left(\Lambda \sqrt{4\sigma^2 + |x^2|} \right)}{K_n(2\Lambda\sigma)} \left(\frac{2\sigma}{\sqrt{4\sigma^2 + |x^2|}} \right)^n. \quad (13)$$

where $K_n(z)$ is the modified Bessel function. The distribution $f_S^A(\alpha) \equiv f_S(\alpha; n = 1)$ with the parameters $\Lambda_q \simeq 0.45$ GeV and $\sigma_q^2 \simeq 10$ GeV⁻² is presented in Fig.1 in comparison with the distribution $f_S(\alpha; n = 5)$. In this case, the behavior of $F_S^A(x^2) \equiv F_S(x^2; 1)$ is similar to that of the massive scalar propagator with a shifted argument:

$$F_S^A(x^2) = \frac{K_1\left(\Lambda\sqrt{4\sigma^2 + |x^2|}\right)}{K_1(2\Lambda\sigma)} \frac{2\sigma}{\sqrt{4\sigma^2 + |x^2|}}, \quad \lambda_q^2 = 2\frac{\Lambda}{\sigma} \cdot \frac{K_2(2\Lambda\sigma)}{K_1(2\Lambda\sigma)}. \quad (14)$$

The short-distance correlation scale λ_q^2 in (14) appears to be equal to $2/\sigma^2$ at $\Lambda\sigma \ll 1$, reproducing the single instanton-like result [15] where the parameter σ imitates the instanton size ρ_c . In the opposite case at $\Lambda\sigma \gg 1$, λ_q^2 is proportional to $2\Lambda/\sigma$. The asymptotics of $F_S^A(x^2)$ at large $|x| \gg 2\sigma$ [§] is determined by the parameter Λ ,

$$F_S^A(x^2) \big|_{x^2 \rightarrow \infty} \rightarrow \sigma \sqrt{\frac{2\pi}{\Lambda|x|^3}} e^{-\Lambda x}, \quad (15)$$

where Λ plays the role of an effective mass. This interpretation is transparent in the momentum representation of the NLC: $\tilde{F}_S^A(p^2)$ tends to the usual propagator form at small values of all the arguments

$$\tilde{F}_S^A(p^2) \sim \frac{K_1\left(\sigma\sqrt{\Lambda^2 + |p^2|}\right)}{K_1(2\Lambda\sigma)} \frac{\Lambda}{\sqrt{\Lambda^2 + |p^2|}} \rightarrow \frac{\Lambda^2}{\Lambda^2 + p^2}.$$

“Advanced” Ansatz has been successfully applied in the nondiagonal QCD SR approach to the pion and its radial excitations [7], and the main features of the pion have been described: the mass spectrum of pion radial excitations π' and π'' in close agreement with experimental data.

3 Vacuum correlation length from lattice data

Here we consider the results of fitting the lattice simulation data for both the kinds of Ansatz $F_S^{G,A}(x^2)$ introduced previously for the nonperturbative part of a correlator.

Processing the Pisa lattice data. The correlator $C_0(x) = -\sum_{f=1}^{N_f} \langle \text{Tr} [\bar{q}^f(0) E(0, x) q^f(x)] \rangle$ was measured on an Euclidean lattice [1] at four points, $x = 2a, 4a, 6a, 8a$, inside 1 Fm, where $a \simeq 0.1$ Fm is the lattice spacing. The simulation was performed with four flavors ($N_f = 4$) of staggered fermions with the same mass m_q for every flavor and $SU(3)$ Wilson action for the pure gauge sector. Both the full QCD case (**f**-QCD), *i.e.*, including the effects of “loop” fermions with the flavour masses $m_q a = 0.01, 0.02$ and the quenched case (**q**-QCD where the effects coming from loops of dynamical fermions are neglected) with a set of flavour masses $m_q a = 0.01, 0.02, 0.05, 0.10$ were considered, see Appendix B and [1] for details.

The correlator can be written as a sum of a perturbative-like term, $B \cdot F_S^{\text{pt}}(x^2)$, proportional to m_q/x^2 at very short distances, and a nonperturbative part, $A \cdot F_S^{\text{npt}}(x^2)$. Parameters of the latter are the main goal of the fit. For the perturbative part, the authors of [1] have used just the short-distance asymptotics; whereas for the nonperturbative one, an exponential Ansatz $F_S^{\text{npt}}(x^2) = \exp(-\mu_0|x|)$ that corresponds to the asymptotics of very large distances $x^2 \gg 1$ Fm². In other words, these two approximations, involved in the fit simultaneously, are adapted for different regions of x . It seems more dangerously that the exponential Ansatz is a non-analytic function of x^2 at the origin: it depends on $|x| = \sqrt{x^2}$ and its derivatives with respect to x^2 do not exist at the origin. Therefore one loses any connection with local VEVs appearing in the OPE and with the corresponding interpretation of the correlation length, see section 2. Nevertheless, the fit of the

[§]The asymptotics starts with $x^2 \gg 2$ Fm² at the mentioned value of σ -parameter.

lattice data has been performed [1] and demonstrated very small χ^2 . Note, the values of $\chi^2/N_{d.o.f.}$ in the Tables below should be considered as purely indicative of the best fit quality. One could not interpret these values in a standard statistical sense, because their true norm is unknown, see brief discussion in [1]. The extracted quantities, A , μ_0 , B^\P are presented in Table 1 (for every run) for a comparison with our results.

Table 1: Modified^{||} fit [1], $F_S^{\text{np}t}(x) = \exp(-|x|\mu_0)$

β , theory	$a \cdot m_q$	$a^3 A_0 \times 10^2$	$a\mu_0$	B	$\chi^2/N_{d.o.f.}$
5.35, f	0.01	0.49(13)	0.16(4)	1.3(3)	$1.3 \cdot 10^{-2}$
5.35, f	0.02	1.7(5)	0.26(4)	0.95(5)	$6.4 \cdot 10^{-3}$
6.00, q	0.01	1.6(5)	0.16(4)	0.9(1)	$7.6 \cdot 10^{-2}$
5.91, q	0.02	2.3(7)	0.26(3)	1.25(7)	$5.2 \cdot 10^{-2}$
6.00, q	0.05	1.8(4)	0.34(2)	1.4(2)	0.2
6.00, q	0.10	5.6(5)	0.55(1)	1.0(1)	$1.3 \cdot 10^{-2}$

We test different NLC Ansatzes and extract the parameters of the correlator using three-step procedure. At the first step, we fit rearranged formulas for the correlator. Note that the masses of light flavors appear unnaturally large in the lattice simulation and cannot be considered small (for the values of masses in MeV, have a look at the axes of Fig.3). For this reason, one should take account of all possible mass terms in both parts of C_0 :

$$C_0(x) = B \cdot F_S^{\text{pt}}(x^2) + A \cdot F_S^{\text{np}t}(x^2), \quad (16)$$

$$B \sim \frac{N_f N_c}{\pi^2}; \quad F_S^{\text{pt}}(x^2) = m_q \left(\frac{m_q}{x} K_1(m_q x) \right); \quad F_S^{\text{np}t}(x^2) = F_S^{G,A}(x^2) + \frac{1}{8} m_q^2 x^2 + \dots \quad (17)$$

Following [20], we fix the perturbative-like part in the form of free propagation $F^{\text{pt}} = \frac{m_q}{x} K_1(m_q x)$ with mass m_q . For nonperturbative part, we keep all the known mass-terms from the expansion (2), see the expression for $Q_{(m_q)}^6$ in Appendix A.

Table 2: Fit for the Gaussian Ansatz, $F_S^G(x) = \exp\left(-\frac{x^2 \lambda_L^2}{8}\right)$

β , theory	$a \cdot m_q$	$a^3 A_0 \times 10^2$	$(a \cdot \lambda_L)^2$	B	$\chi^2/N_{d.o.f.}$
5.35, f	0.01	0.28(4)	0.10(3)	1.67(14)	0.075
5.35, f	0.02	0.69(12)	0.18(3)	1.67(21)	0.125
6.00, q	0.01	0.93(14)	0.10(3)	2.19(65)	0.01
5.91, q	0.02	0.92(14)	0.16(3)	2.31(27)	0.65
6.00, q	0.05	0.60(7)	0.23(2)	1.7(6)	1.78
6.00, q	0.10	—	—	—	2.7

Table 3: Fit for the “Advanced” Ansatz, $F_S^A(x)$, $\Lambda = 0.5$ GeV

β , theory	$a \cdot m_q$	$a^3 A_0 \times 10^2$	$(a \cdot \lambda_L)^2$	B	$\chi^2/N_{d.o.f.}$
5.35, f	0.01	0.29(5)	0.11(3)	1.63(19)	0.03
5.35, f	0.02	0.76(16)	0.23(5)	1.57(30)	0.05
6.00, q	0.01	0.97(17)	0.12(3)	1.95(63)	$5 \cdot 10^{-4}$
5.91, q	0.02	1.04(20)	0.21(5)	2.12(40)	0.3
6.00, q	0.05	0.79(14)	0.38(6)	1.59(9)	0.6
6.00, q	0.10	2.72(32)	1.41(7)	1.13(6)	0.3

^{\P}Note here that the authors of [1] used the dimensional coefficient B_0 related to our dimensionless parameter, $B_0 = m_q B$.

^{||}In the original table [1], the dimensionless combination aB_0 has been shown. Due to the previous footnote we recalculate the corresponding B parameter for their fits.

As a result of the fit, we extract, from lattice data, an *intermediate* correlation scale λ_L that parameterizes $F_S^{G,A}(x^2)$ in (17) instead of λ_q ,

$$\lambda_L^2 = -8 \frac{dF_S^{G,A}(x^2)}{dx^2} \Big|_{x=0},$$

and depends on lattice conditions, namely m_q , a , and β . We expect that this quantity coincides in the chiral limit with λ_q^2 , determined in (6) within the massless QCD, *i.e.*, $\lambda_L^2(m_q) \big|_{m_q \rightarrow 0} \rightarrow \lambda_0^2 = \lambda_q^2(\mu_L^2)$ on the lattice normalization scale μ_L^2 . The results for A , B and $\lambda_L^2(m_q)$, obtained in various cases** are collected in Tables 2 and 3; let us outline the main features:

(i) The χ^2 for the cases of both Ansatzes look higher than in Table 1, but still sufficiently small, especially for **f**-lattice. An exception is the last run for the **q**-lattice with the largest mass $m_q \cdot a = 0.10$ that corresponds to $m_q \simeq 200$ MeV [1]. To process the data with so a huge mass, one should involve a lot of mass-terms into the fit formula (17). For this reason, we exclude this run results from subsequent analysis.

(ii) The extracted coefficient B that fixes the perturbative-like contribution should not change significantly from one run to another for both Ansatzes and for both kinds of lattices. This property can signal about a good quality of the fits, it confirms the reliability of the fit at least for the **f**-lattice case, see Tables 1 and 2.

(iii) The fitted parameter $\lambda_L^2(m_q)$ that fixes the behavior of the nonperturbative part has a strong and monotonic dependence on m_q , in contrast with the parameter B , see item (ii).

Extrapolation to the chiral limit. At the second step, we extrapolate the intermediate $\lambda_L^2(m_q)$ to the chiral limit, suggesting a simple linear dependence on $m_q \rightarrow 0$. The linear law seems to be rather naive, but the observed strong dependence of $\lambda_L^2(m_q)$ on the quark mass is well supported by the data, see graphics in Fig.2, 3. Really, the linear extrapolation of the first three run results for the **q**-lattice is self-consistent for both Ansatzes (Fig.2(b), 3(b)), and the results are in a reasonable agreement with the corresponding **f**-lattice results (Fig.2(a), 3(a)).

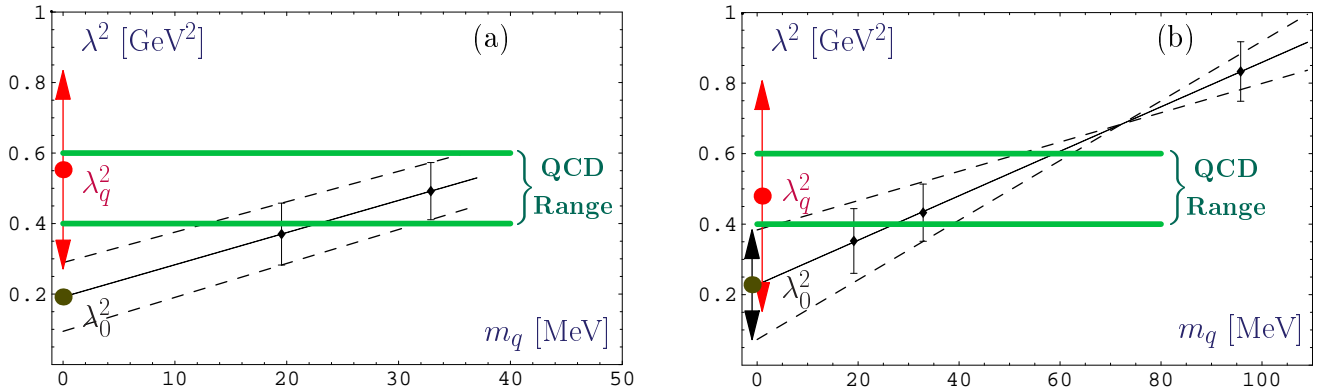


Figure 2: Graphical illustration of the fit results for λ_L^2 – black points with error bars; for the chiral limit ($m_q \rightarrow 0$) and the evolution to the scale 1 GeV² for the Gaussian Ansatz both in full (part (a)) and quenched (part (b)) LQCD. Dashed black lines on both parts correspond to chiral limit procedure with taking into account error-bars, black blobs – to the central points of the chiral limit, and red blobs – to the resulting values of λ_q^2 on the QCD scale of 1 GeV². Red arrows show the overall error-bars of the extracted $\lambda_q^2(\mu^2 = 1 \text{ GeV}^2)$, whereas green thick lines bound the QCD preferred region.

The explicit results for λ_0^2 are presented in the first line of Table 4: note, λ_0^2 for the **q**-lattice is not smaller than for the **f**-one for both Ansatzes; the large error bars for λ_0^2 appear due to the roughness of the chiral extrapolation procedure.

**The Gaussian Ansatz has been tested in a lattice in [21] (after our suggestion in a private communication) without any mass corrections. The fit-result, $\lambda_L^2(m_q \cdot a = 0.01) = 0.46(5)$, appears somewhat larger than our fit-result in Fig.2(a).

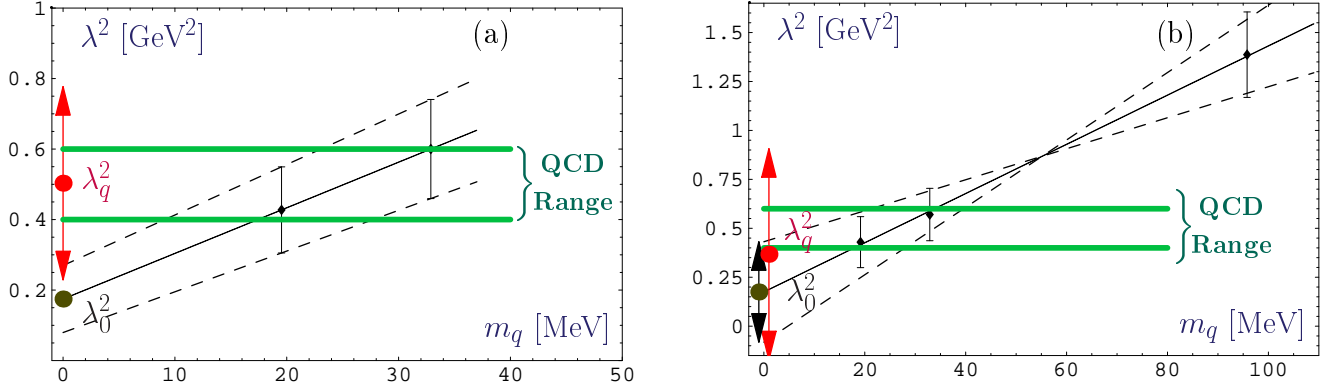


Figure 3: Graphical illustration to three-step procedure for the case of Advanced Ansatz both in full (part (a)) and quenched (part (b)) LQCD.

To clarify the reliability of the approximation, we repeat the same extrapolation procedure with the dimensionless “lattice quantities”, $L^2 = (a \cdot \lambda_L)^2$ and $M = a \cdot m_q$. Lattice spacing a involved into this extrapolation is different for different runs (see Appendix B, Eqs.(B.1)-(B.2)). To return to “physical” quantity λ_0 at the very end, we adapt an average spacing a_q corresponding to the **q**-lattice case, and a similar average one a_f – to the **f**-lattice case (see Appendix B). It is clear, that this procedure is even more crude than the previous one. Nevertheless, the corresponding λ_0 well agree with the previous “three-point” **q**-lattice result, compare the first and third lines in Table 4. But the procedure falls down for **f**-lattice data, the results appear too small.

At the third step, we perform **an evolution to continuum normalization scale**. To compare the results for the shape of NLC $F_S(x^2, \mu^2)$ (or distribution $f(\alpha, \mu^2)$ at scale μ^2) with the same quantity taken on another scale Q^2 , the corresponding evolution law in μ^2 is required. For a general case it looks as ambitious and rather complicated problem that is yet unsolved. But in our partial case if we fix how $\lambda_q^2(\mu^2)$ evolves with μ^2 , then the evolution law for both Ansätze is also fixed. Therefore, we shall consider the evolution of single characteristic of the shape – $\lambda_q^2(\mu^2)$, setting the equivalence $\lambda_q^2(\mu_L^2) = \lambda_0^2$ in a lattice. We live not in a lattice, but, instead, in a continuum. Therefore we need a procedure to relate lattice measurements with our observables in continuum, the corresponding one-loop evolution law for this kind of a lattice presented, *e.g.*, in [22],

$$\lambda_q^2(\mu^2) \cdot [\ln(\mu/\Lambda_{MS})] \frac{\gamma_\lambda}{b_0} = \lambda_0^2 \cdot \left[\frac{4\pi^2}{b_0} \beta + \ln(\Lambda_L/\Lambda_{MS}) + 6.54 \right] \frac{\gamma_\lambda}{b_0}. \quad (18)$$

The continuum quantities enter into the l.h.s. of Eq.(18); while the lattice quantities, into the r.h.s.. Here $\Lambda_{MS}/\Lambda_L = 76.44$, $b_0 = 11/3C_A - 4/3T_R N_f$ – first coefficient of the β -function, and $\gamma_\lambda = (2C_A - 8C_F) = -14/3$ – one-loop anomalous dimension for $\lambda_q^2(\mu^2)$, calculated in [23]. So, using formula (18) to return to continuum $\lambda_q^2(\mu^2 = 1 \text{ GeV}^2)$, we obtain the final results for λ_q^2 appearing just in the “QCD range”, see Figs.2, 3. Let us consider these evolved results, presented in Table 4, in more detail.

(i) The Gaussian Ansatz. The mean values of λ_q^2 for **f**- and **q**-lattices become closer to one another after the evolution starting from the corresponding different values of λ_0^2 . This “focusing” effect is due to a difference of the evolution in both the cases: for the **f**-lattice ($\beta = 5.35$; $b_0 = 25/3$, $N_f = 4$) the transition factor from Eq.(18) is 2.88, while for **q**-lattice ($\beta \approx 6$; $b_0 = 11$, $N_f = 0$) – 2.11. Note here that if one attempts to exchange, by hand, these evolution laws (**q** for **f** and vice versa), then the final numbers diverge out of the QCD range. The observed focusing may demonstrate a complementarity of the chiral limit results to the evolution law.

(ii) The Advanced Ansatz. The value of λ_q^2 for **f**-lattice, 0.5 GeV^2 , appears to be very close

to an average λ_q^2 for the Gaussian Ansatz in the left side of Table 4. The result for the **q**-lattice is less than this average estimate and located near the low boundary of the QCD range. But, in virtue of huge error bars, the latter result does not contradict the **f**-lattice result.

Finally we can conclude that Pisa lattice data reported in [1] really “feel” the short distance correlation scale in the QCD vacuum. The data processing explicitly demonstrates that the extracted mean values of λ_q^2 are in agreement with the estimates from the QCD SR approach (7) for all the considered cases. Moreover, the results are in agreement with the old lattice result, $\lambda_q^2 \approx 0.55 \text{ GeV}^2$, obtained in [24] on a **q**-lattice. Huge errors bar are the problem of these estimates, and this does not allow one to confirm the agreement with the “QCD range” once and for all. The main uncertainty follows from the chiral limit procedure (“second step”). To reduce the uncertainty, one should improve the theoretical part in (17) as well as the “lattice” part of the fit. Namely, we need more numbers of the lattice runs with a moderate/small quark masses $M = a \cdot m_q$ for a reliable extrapolation; to process all existing results, we should include the most important subset of mass-terms into the nonperturbative part of the fitted formula (17).

Table 4: On the analysis of different approaches to the chiral limit

	Full QCD	Quenched QCD	Full QCD	Quenched QCD
	$\lambda_q^2 [\text{GeV}^2]$, Gauss-Ansatz		$\lambda_q^2 [\text{GeV}^2]$, Advanced-Ansatz	
Dimensional Chiral Limit (λ_0^2)	0.19 ± 0.10	0.23 ± 0.16	0.175 ± 0.1	0.175 ± 0.26
Evolution to $\mu_0^2 = 1 \text{ GeV}^2$	0.55 ± 0.28	0.48 ± 0.33	0.50 ± 0.27	0.37 ± 0.54
Dimensionless Chiral Limit (λ_0^2)	\times	0.24 ± 0.15	\times	0.19 ± 0.23
Evolution to $\mu_0^2 = 1 \text{ GeV}^2$	\times	0.50 ± 0.31	\times	0.40 ± 0.50

Results of extrapolation to $m_q \rightarrow 0$ are evolved to the standard normalization scale $\mu_0^2 = 1 \text{ GeV}^2$. Crosses in full QCD columns mean the breakdown of chiral limit procedure.

Another problem is to extract the quark condensate value $|\langle \bar{q}q \rangle|$ from the lattice QCD data. In the fit it is just the coefficient A divided by the number of flavors $N_f = 4$. But the three-step procedure fails for this data^{††} providing too small values for the quark condensate.

Another possibility is to construct the RG-invariant quantity $m_q(\mu^2)\langle \bar{q}q \rangle(\mu^2)$ in the lattice to avoid both the chiral limit and the renormalization effects. In this way, we obtained different estimates for every run in full the lattice QCD; the estimate region is

$$|2m_q\langle \bar{q}q \rangle| = (2 - 5) \cdot 10^{-4} \text{ GeV}^4, \quad (19)$$

that should be compared with the well-known value fixed by the current algebra

$$|\langle m_u \bar{u}u \rangle + \langle m_d \bar{d}d \rangle| = \frac{1}{2} f_\pi^2 m_\pi^2 (1 + O(m_\pi^2)) \approx 1.7 \cdot 10^{-4} \text{ GeV}^4. \quad (20)$$

^{††}The authors of [1] also did not obtain reasonable estimates for $\langle \bar{q}q \rangle$ using this kind of data, therefore they have performed an individual measurement of the quantity, see Eq.(3.3-3.5) in [1]

The estimate (19) produces for real QCD case with the current masses $m_{u,d} \simeq 5.5$ MeV

$$|\langle \bar{q}q \rangle (1 \text{ GeV}^2)|^{1/3} = 265 - 358 \text{ MeV} \quad \text{vs the standard value } 250 \text{ MeV}, \quad [12]. \quad (21)$$

The values are overestimated, although the lowest one corresponding to the run with $m_q \cdot a = 0.01$ looks reasonable.

4 Nonlocal quark condensates and pion distribution amplitude

The pion distribution amplitude (DA) of twist-2, $\varphi_\pi(x, \mu^2)$, is a gauge- and process-independent characteristic of the pion that universally specifies the longitudinal momentum xP distribution of valence quarks in the pion with momentum P (see, e.g., [25] for a review),

$$\langle 0 | \bar{d}(0) \gamma^\mu \gamma_5 E(0, z) u(z) | \pi(P) \rangle \Big|_{z^2=0} = i f_\pi P^\mu \int_0^1 dx e^{ix(zP)} \varphi_\pi(x, \mu^2). \quad (22)$$

Due to factorization theorems [26, 27], it enters as the central input of various QCD calculations of hard exclusive processes. Here we illustrate how a value of the correlation scale λ_q^2 ($\sim 1/l^2$) can affect the shape of the pion DA. First, we consider NLC QCD SR for DA moments that provides the smearing quantities, moments $\langle \xi^N \rangle_\pi = \int_0^1 (2x-1)^N \varphi_\pi(x) dx$, to restore a profile $\varphi_\pi(x)$ of the pion DA. The NLC QCD SR are based on different kinds of Gaussian Ansatzes [2, 4] for NLCs that naturally appear in the theoretical (r.h.s.) part of the SR.

Pion DA from NLC QCD SR for pion DA moments. The Gaussian Ansatz. The SR involves 5 different kinds of nonlocal condensates in addition to the scalar condensate contribution, $\Delta\Phi_S(x; M^2)$, for details see [2, 4, 8]. The scalar NLC contribution results from the “factorization

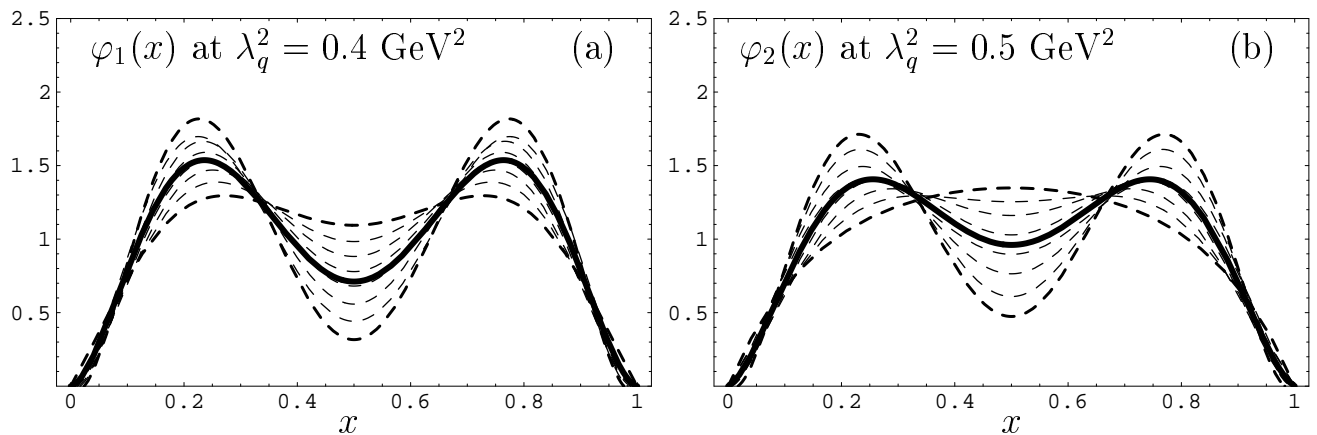


Figure 4: Graphical representation of $\varphi_{\pi 1}(x, \mu^2)$ (part (a)) and $\varphi_{\pi 2}(x, \mu^2)$ (part (b)) at the characteristic renormalization point $\mu^2 \simeq 1 \text{ GeV}^2$. The thick solid lines in both plots denote $\varphi_{\pi 1,2}^{opt}(x)$, i.e., the best fit to the determined values of the moments, whereas dashed lines illustrate admissible options approximately with $\chi^2 \leq 1$.

approximation” to the nonlocal four-quarks condensate, and its accuracy is yet unknown, compare with the approximation, Eq.(5). But in any case the contribution $\Delta\Phi_S(x; M^2)$ is numerically the largest one for not too high moments. Therefore, the main features of the shape of $\varphi_\pi(x)$ in Fig.4 is, roughly speaking, the net result of the interplay between the perturbative contribution and the nonperturbative term $\Delta\Phi_S(x; M^2)$ that dominates the r.h.s. of the SR.

The QCD SR predicts the values of moments $\langle \xi^N \rangle_\pi(\mu^2 \simeq 1 \text{ GeV}^2)$ within their error bars. For this reason, one obtains, after restoration a “bunch” of admissible DA profiles [10] corresponding

to the moment error bars, rather than a single sample of profile. These profiles are shown in Fig.4 by dashed lines, in addition to the optimal one (thick solid line) that corresponds to the best fit at $\chi_{opt}^2 \sim 10^{-3}$. Comparing DA profiles at different values of λ_q^2 in Fig.4(a) and (b), one can conclude that the larger is the correlation scale the smaller is the concavity in the middle of the profiles, and their shape becomes closer to the shape of “asymptotic” DA $\varphi_{as}(x) = 6x(1-x)$. Therefore, a trial bunch (is not shown here) corresponding to the value $\lambda_q^2 = 0.6 \text{ GeV}^2$ at the boundary of the introduced QCD range contains mainly convex in the mid-point profiles that are close to the asymptotic one.

We have established in [10] that a two-parameter model $\varphi_\pi(x; a_2, a_4)$, the parameters being the Gegenbauer coefficients a_2 and a_4 (as also used in [28]), enable one to fit all the moment constraints for $\langle \xi^N \rangle_\pi$. For completeness we write explicit formulae for the optimal DA models

$$\begin{aligned} \varphi_{1,2}^{opt}(x) &= \varphi^{as}(x) \left[1 + a_2^{opt1,2} \cdot C_2^{3/2}(2x-1) + a_4^{opt1,2} \cdot C_4^{3/2}(2x-1) \right], \\ a_2^{opt1}(\mu^2) &= +0.188, \quad a_4^{opt1}(\mu^2) = -0.130, \quad \text{at } \lambda_q^2 = 0.4 \text{ GeV}^2; \\ a_2^{opt2}(\mu^2) &= +0.126, \quad a_4^{opt2}(\mu^2) = -0.090, \quad \text{at } \lambda_q^2 = 0.5 \text{ GeV}^2, \end{aligned} \quad (23)$$

at $\mu^2 \simeq 1 \text{ GeV}^2$. In this way, the admissible bunches of profiles can be mapped into the $a_2(\mu^2), a_4(\mu^2)$ plot and then can be evolved to a new normalization point [10, 28], $\mu_{S\&Y}$, see slanted rectangles in Fig.5.

Pion DA vs CLEO data. Recently, the CLEO collaboration [9] measured the $\gamma^*\gamma \rightarrow \pi^0$ form factor with a high accuracy. These data sets were processed by Schmedding and Yakovlev (S&Y) [28] using a NLO light-cone QCD SR analysis. They obtained the constraints to (a_2, a_4)

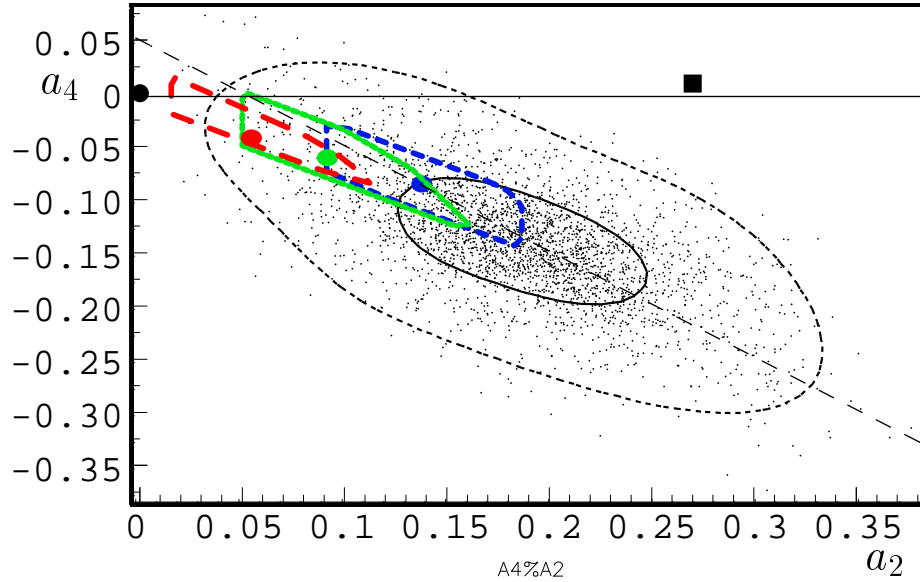


Figure 5: The parameter space of (a_2, a_4) pairs, corresponding to the allowed values of the second and fourth Gegenbauer coefficients: (i) calculated within the NLC-SR approach for three different values of λ_q^2 and evolved to $\mu_{S\&Y}^2 = 5.6 \text{ GeV}^2$; (ii) confidence regions extracted by Schmedding and Yakovlev [28] from CLEO data [9]. Contour lines show 68% (solid line) and 95% (dashed line) confidential regions. It is shown how our estimate of the confidence region with $\lambda_q^2 = 0.4, 0.5, 0.6 \text{ GeV}^2$ overlaps with those displayed in Fig. 6 of Ref.[28]. Bold dot in the plot marks the parameter pairs for the asymptotic DA, full square – for Chernyak–Zhitnitsky DA.

coefficients in the form of 95% (2σ -deviation criterium) and 68% (1σ -deviation criterium) confidence regions, see ellipse-like contours in Fig. 5 with the central point $a_2^* = 0.190$, $a_4^* = -0.140$ that (approximately) corresponds to an average normalization point of $\mu_{S\&Y} = 2.4 \text{ GeV}$.

The regions enclosed by the slanted rectangles bounded by the short-dashed line and solid line in Fig.5 correspond to the bunches of DA displayed in Fig.4(a) and (b). The central point

$a_2 = 0.142$, $a_4 = -0.087$ corresponding to the optimum profile of the $\varphi_1(x)$ -bunch ($\lambda_q^2 = 0.4 \text{ GeV}^2$ Fig.3(a)) at $\mu_{S\&Y}^2$ definitively belongs to the central S&Y region. The $\varphi_2(x)$ -bunch is, however, mostly outside the central 68% region though still within the 95% confidence region. Finally, the third slanted rectangle limited by the long-dashed contour and shifted to the upper left corner of the figure in Fig.5 corresponds to the trial bunch of NLC-DA with $\lambda_q^2 = 0.6 \text{ GeV}^2$. This value falls actually outside the standard QCD NLC-SR bounds in Eq.(7) for λ_q^2 . Remarkably, the image of this region in Fig.5 lies completely outside the central region as a whole. Therefore, we may conclude that the CLEO data prefer the values $\lambda_q^2 = 0.4, 0.5 \text{ GeV}^2$ and probably do not prefer the value $\lambda_q^2 = 0.6 \text{ GeV}^2$, in full agreement with previous QCD SR estimates. Now the conclusion is supported by the lattice results presented in section 3. The quantitative details of the above qualitative discussion can be found in [10].

Pion DA from nondiagonal correlator. The “Advanced” Ansatz. An approach to obtain directly the forms of the pion and its first resonance DAs, by using the available smooth Ansatz for the correlation functions $f(\alpha)$ of the nonlocal condensates, was suggested in papers [5, 7]. The sum rule for these DAs $\varphi_{\pi\dots}(x)$ based on the nondiagonal correlator of the axial and pseudoscalar currents has the vanishing perturbative density,

$$\varphi_\pi(x) + \varphi_{\pi'}(x)e^{-m_{\pi'}^2/M^2} + \varphi_{\pi''}(x)e^{-m_{\pi''}^2/M^2} + \dots = \frac{M^2}{2} \left[\left(1 - x + \frac{\lambda_q^2}{2M^2}\right) f_S(xM^2) + \left(x + \frac{\lambda_q^2}{2M^2}\right) f_S((1-x)M^2) \right] \quad (24)$$

only quark and mixed condensates appear in the theoretical part of the SR [5]. The SR results in the elegant Eq.(24) from the approximations both in the theoretical (for a detailed discussion, see [5]) and the phenomenological parts (see [7]). In virtue of the approximations, a single correlation function $f_S(\alpha)$ appears in the r.h.s. of Eq.(24) that determines the profile of $\varphi_\pi(x)$.

Equation (24) demonstrates, in the most explicit manner, an important relation: the distribution $\varphi_\pi(x)$ of quarks inside the pion over the longitudinal momentum fraction x (on the l.h.s.) is directly related to the distribution $f_S(\alpha)$ over the virtuality α of the vacuum quarks on the r.h.s.. Note that a similar relation was obtained in an instanton-induced model [29].

The approaches to extract $\varphi_\pi(x)$ with the help of SR (24) were discussed in detail in [5, 7], here we concentrate on the final result for the profile in the case of the Advanced ansatz (12). Note only that these approaches do not provide the behaviour of the profile in the vicinity of the end points, the reliable predictions are expected around the mid-region.

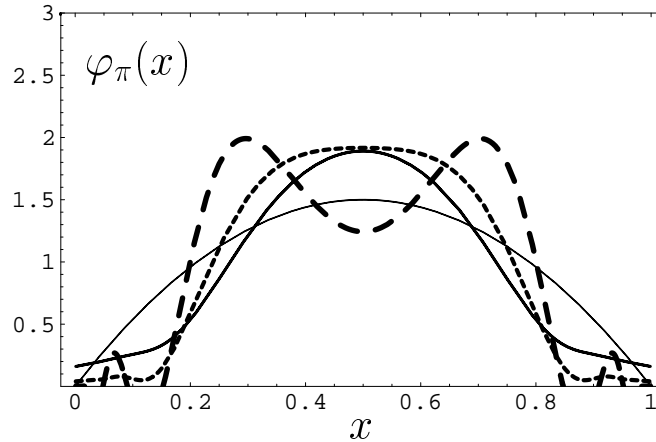


Figure 6: Graphical representation of $\varphi_\pi(x)$ in the 3-resonance approximation. Solid line corresponds to $M^2 = 0.4 \text{ GeV}^2$, short-dashed line – $M^2 = 0.6 \text{ GeV}^2$, long-dashed line – $M^2 = 1 \text{ GeV}^2$, fine line – asymptotic DA.

The shape of $\varphi_\pi(x)$ strongly depends on the spectrum of the resonances in the l.h.s. of Eq.(24) and weaker – on the value of λ_q^2 . For the model of equidistant, infinite number of narrow excitations

like the “Dirac comb” we have obtained the profile, very close to the asymptotic DA [7]. If we choose the spectral density in accordance with the current knowledge[†], *i.e.*, containing only 3 radial π -excitations with the masses $m_{\pi'}^2 \approx 1.3^2 \text{ GeV}^2$, $m_{\pi''}^2 \approx 1.8^2 \text{ GeV}^2$, $m_{\pi'''}^2 \sim 4.7 \text{ GeV}^2$, then we obtain the set of admissible profiles presented in Fig.6. It is naturally to suggest that $\varphi_\pi(x)$ is situated between these two possibilities. This result qualitatively agrees with the profile behaviour for the bunches $\varphi_1(x)$ and $\varphi_2(x)$ in Fig.4.

5 Conclusion

We consider the admissible Ansatzes for the coordinate behaviour of the scalar quark nonlocal condensate being of importance in QCD SRs. These Ansatzes depend on the parameter λ_q^2 — the short-distance correlation scale in the QCD vacuum that controls the corresponding coordinate behaviour. We analyse the lattice simulation data for the scalar NLC from [1] and test two different Ansatzes. The correlation scales are extracted following the procedure that includes a fit of lattice data, an extrapolation to the chiral limit, and an evolution of the obtained lattice results to the characteristic scale $\mu^2 = 1 \text{ GeV}^2$ of a continuum QCD.

The scale λ_q^2 thus extracted does not visibly depend on the kind of a lattice (full or quenched) QCD, as well as on the kind of the Ansatz. The value of the scale appears in a good agreement with the QCD range $\lambda_q^2(1 \text{ GeV}^2) = (0.4 - 0.55) \text{ GeV}^2$, see Figs.2–3 and Table 4 in section 3. The agreement looks unexpectedly good in view of a roughness of the mentioned procedure.

The scalar condensate and the scale λ_q^2 substantially determine the shape of the pion distribution amplitude by means of QCD SRs. Both kinds of the considered Ansatzes lead to similar shapes of the pion DA. The pion DA following from QCD SR for the moments [8, 10] is rather sensitive to the value of λ_q^2 . The bunches of DA profiles corresponding to the λ_q^2 values from the QCD range do just agree with the constraints that follow from the CLEO experimental data [10].

This and previous [4, 5, 7, 8, 10] considerations demonstrate a close link between the correlation scale in the QCD vacuum and the shape of the pion DA.

Acknowledgments

This work was supported in part by the Russian Foundation for Fundamental Research (contract 00-02-16696), INTAS-CALL 2000 N 587, the Heisenberg–Landau Program (grants 2000-15 and 2001-11), and the INFN–JINR Cooperation Program. We are grateful to A. Di Giacomo, A. Dorokhov, M. D’Elia, E. Meggiolaro and O. Teryaev for discussions. We are indebted to Prof. A. Di Giacomo for the warm hospitality at Pisa University where this work was completed.

Appendix

A Basic set of local condensates

Here we write down the explicit expressions [11] for the condensates Q^i that determine the first and second Taylor expansion coefficients in (2),

[†]Only π' and π'' are well established, while the mass of π''' is fixed in analogy with other light meson spectra.

$$Q_{(0)}^7 = 3Q_1^7 - \frac{3}{2}Q_2^7 - 3Q_3^7 + Q_4^7, \quad (\text{A.1})$$

$$Q_{(m)}^6 = 2Q^6 + 3mQ^5 - 3m^3Q^3, \quad (\text{A.2})$$

$$Q_{(0)}^8 = 5A - \frac{5}{2}Q_2^8 + \frac{1}{4}Q_3^8 - \frac{1}{2}Q_4^8 - 3Q_5^8 + 5Q_6^8, \quad (\text{A.3})$$

$$Q_{(m)}^7 = 5(3Q_1^7 - Q_2^7 - 3Q_3^7 + Q_4^7) - 15m(Q^6 + mQ^5 - m^3Q^3), \quad (\text{A.4})$$

where the quark condensate basis was chosen in the form

$$Q^3 = \langle \bar{q}q \rangle, \quad Q^5 = ig \langle \bar{q}(G_{\mu\nu}\sigma_{\mu\nu})q \rangle, \quad Q^6 = \langle t^a J_\mu^a t^b J_\mu^b \rangle, \quad (\text{A.5})$$

for the condensates of lowest dimensions, and

$$\begin{aligned} Q_1^7 &= \langle \bar{q}G_{\mu\nu}G_{\mu\nu}q \rangle, & Q_2^7 &= i \langle \bar{q}G_{\mu\nu}\tilde{G}_{\mu\nu}\gamma_5 q \rangle, \\ Q_3^7 &= \langle \bar{q}G_{\mu\lambda}G_{\lambda\nu}\sigma_{\mu\nu}q \rangle, & Q_4^7 &= i \langle \bar{q}D_\mu J_\nu \sigma_{\mu\nu}q \rangle, \end{aligned} \quad (\text{A.6})$$

for the condensates of dimensions 7. The basis elements of dimension 8, Q_i^8 and A , enter into the expansion only of the vector NLC (3) that is not analyzed here. For this reason, we do not show it here and refer the reader to article [11], Eqs.(3.10-3.11).

B Details of Pisa lattice simulations

For the full QCD case (with dynamical fermions), the nonlocal condensates were measured on a $16^3 \times 24$ lattice at $\beta = 5.35$ ($\beta = 6/g^2$, where g is the coupling constant) and two different values of the dynamic quark mass: $a \cdot m_q = 0.01$ and $a \cdot m_q = 0.02$ with the following values for the lattice spacing:

$$\begin{aligned} a(\beta = 5.35) &\simeq 0.101 \text{ fm, for } a \cdot m_q = 0.01; \\ a(\beta = 5.35) &\simeq 0.120 \text{ fm, for } a \cdot m_q = 0.02. \end{aligned} \quad (\text{B.1})$$

For the quenched QCD case the measurement was performed on a 16^4 lattice at $\beta = 6.00$, with the quark mass $a \cdot m_q = 0.01$ for constructing the external-field quark propagator, and also at $\beta = 5.91$, with the quark mass $a \cdot m_q = 0.02$. In both the cases, the value of β was chosen in order to have the same physical scale as in full QCD at the corresponding quark masses, thus allowing a direct comparison between the quenched and the full theory. In the quenched case, the lattice spacing is approximately [1]:

$$\begin{aligned} a^{(YM)}(\beta = 6.00) &\simeq 0.103 \text{ fm, for } a \cdot m_q = 0.01, 0.05, 0.1; \\ a^{(YM)}(\beta = 5.91) &\simeq 0.120 \text{ fm, for } a \cdot m_q = 0.02. \end{aligned} \quad (\text{B.2})$$

References

- [1] M. D'Elia, A. Di Giacomo, and E. Meggiolaro, Phys. Rev. D59 (1999) 054503.
- [2] S. V. Mikhailov and A. V. Radyushkin, JETP Lett. 43 (1986) 712;
Sov. J. Nucl. Phys. 49 (1989) 494.
- [3] A. P. Bakulev and A. V. Radyushkin, Phys. Lett. B271 (1991) 223.

- [4] S. V. Mikhailov and A. V. Radyushkin, Phys. Rev. D45 (1992) 1754.
- [5] A. V. Radyushkin, arXiv:hep-ph/9406237.
- [6] A. P. Bakulev and S. V. Mikhailov, JETP Lett. 60 (1994) 150;
in *Vladimir 1994, Quarks '94* 574-580.
- [7] A. P. Bakulev and S. V. Mikhailov, Z. Phys. C68 (1995) 451;
Mod. Phys. Lett. A11 (1996) 1611.
- [8] A. P. Bakulev and S. V. Mikhailov, Phys. Lett. B436 (1998) 351.
- [9] J. Gronberg *et al.*, Phys. Rev. D57 (1998) 33.
- [10] A. P. Bakulev, S. V. Mikhailov, and N. G. Stefanis, Phys. Lett. B508 (2001) 279.
- [11] A. G. Grozin, Int. J. Mod. Phys. A10 (1995) 3497.
- [12] M. A. Shifman, A. I. Vainshtein, and V. I. Zakharov, Nucl. Phys. B147 (1979) 385; 448; 519.
- [13] V. M. Belyaev and B. L. Ioffe, Sov. Phys. JETP 57 (1983) 716;
A. A. Ovchinnikov and A. A. Pivovarov, Sov. J. Nucl. Phys. 48 (1988) 721.
- [14] A. A. Pivovarov, Bull. Lebedev Phys. Inst. 5 (1991) 1.
- [15] A. E. Dorokhov, S. V. Esaibegian, and S. V. Mikhailov, Phys. Rev. D56 (1997) 4062.
M. V. Polyakov and C. Weiss, Phys. Lett. B387 (1996) 841.
- [16] A. V. Radyushkin, Phys. Lett. B271 (1991) 218.
- [17] S. V. Mikhailov and A. V. Radyushkin, Sov. J. Nucl. Phys. 52 (1990) 697.
- [18] A. G. Grozin and Oleg I. Yakovlev, Phys. Lett. B291 (1992) 441.
- [19] A. A. Pivovarov, Phys. Atom. Nucl. 59 (1996) 891.
- [20] H. G. Dosch, M. Eidemüller, M. Jamin, and E. Meggiolaro, JHEP 07 (2000) 023.
- [21] E. Meggiolaro, Nucl. Phys. Proc. Suppl. 83 (2000) 512.
- [22] R. Altmeyer *et al.*, Nucl. Phys. B389 (1993) 445.
- [23] A. Yu. Morozov, Sov. J. Nucl. Phys. 40 (1984) 505.
- [24] M. Kremer and G. Schierholz, Phys. Lett. B194 (1987) 283.
- [25] V. L. Chernyak and A. R. Zhitnitsky, Phys. Rept. 112 (1984) 173.
- [26] V. L. Chernyak and A. R. Zhitnitsky, JETP Lett. 25 (1977) 510.
- [27] G. P. Lepage and S. J. Brodsky, Phys. Lett. B 87 (1979) 359; Phys. Rev. D 22 (1980) 2157;
A. V. Efremov and A. V. Radyushkin, Theor. Math. Phys. 42 (1980) 97; Phys. Lett. B 94 (1980) 245.
- [28] A. Schmedding and O. Yakovlev, Phys. Rev. D62 (2000) 116002.
- [29] I. V. Anikin, A. E. Dorokhov, L. Tomio, Phys. Lett. B475 (2000) 361.