

Introduction to the Total Available Quadri-Scalar: A_{TOT}

Corrado Appignani

Dipartimento di Fisica - Università di Bologna - I-40126 - Italy

8th February 2020

Abstract

A new variable, the “Total Available Quadri-Scalar” A_{TOT} , is defined and its identification with the invariant quantity effectively available to the multihadronic final states production is proposed. Its definition is justified by means of simple kinematical considerations and its consistency with the so-called Effective Energy is proved in the specific situations where the latter works. Using A_{TOT} to re-plot existing data, the quantity $\langle n_{ch} \rangle$ is shown to be a “Universality Feature” (independent from the process under exam, the collider nominal energy, and the hadronic invariant mass) as required by QCD Universality.

1 Introduction

Basically speaking, QCD shows three main features. One of them is perturbative in nature and is Asymptotic Freedom (due to a negative β function), while the other two are non-perturbative. These are: Confinement, that is quarks and the gluons cannot exist in a free state but only inside the hadrons, and Effective Energy.

The latter is a very important but forgotten property of QCD and is the least studied even if it could shed some light on and provide an alternative approach to the question of how the hadronization mechanism works. The fundamental idea that lies behind the Effective Energy approach is that of distinguishing two main phases inside any given interaction, namely, the Quantum Number Conservation (or Flow), and the Hadronization in the proper sense of the word, that is the process by which quarks and gluons “hadronize” and become observable matter (hadrons).

Some papers published in the early '80s [2, 6, 5, 10] showed that, whatever the invariant quantity available to the hadronization process is, it should equate the total hadronic energy of the whole system evaluated in the CMS (from where the name Effective Energy). Despite the great importance of such result, up to now, neither the correct invariant representation has been identified, nor a satisfactory justification for the choice of the quantities adopted in the past to represent it has been given.

In fact, the quantity commonly used to plot data and study the world-widely collected experimental results is $M_X \equiv \sqrt{(q_{\text{TOT}}^{\text{HAD}})^2}$ but, as showed below, this quantity cannot work if we insist in separating the aforesaid phases of the interaction. Furthermore, as some recent papers show, (see e.g. [1]) M_X is unable to reveal the Universality Features when also DIS processes are taken into consideration.

Purposes of this paper are to introduce, by means of simple kinematical considerations, what is believed to be the correct Lorentz-invariant representation of the quantity from now on called the “Available Quadri-Scalar” and to show how it is possible, by correcting the above mentioned result, to let the Universality Features be “revealed again”.

2 History

The fact that the total energy available to particles production in a given type of interaction is not in general the nominal energy of the reaction but another quantity that takes into account the Leading Effect, is one of the most important discoveries made in the early '80s [3]. Before that time, all the measured quantities were analysed in terms of \sqrt{s} and this brought to different results in different experiments. This was commonly accepted even if it was in a flagrant contrast with the QCD Universality.

In fact, at a fundamental level, the final state of any interaction should depend only on some (Lorentz-invariant) scalar variable believed to be available to the hadronization mechanism, but not on how that quantity has been put together. This means that, had this quantity been \sqrt{s} (as thought before), then the results of any analysis should have been the same, independently on the kind of reaction under exam (e.g. (e^+e^-) , $(p-p)$, DIS). Instead, the results were all different and there were no explanation for this situation, to which people referred as “the hidden side of QCD”.

As mentioned, in the early '80s it was pointed out [2] that QCD Universality could have been made explicit if the quantity $E_{\text{TOT}}^{\text{HAD}}$, that is, the total hadronic energy of the reaction given by subtracting the energy of the leading particle(s) from the nominal energy of the reaction (\sqrt{s}), was used to plot data instead of \sqrt{s} . Within few years, this effect, called the Leading Effect, would have been shown to be universal: in fact, no matter if the interaction studied was strong, EM or weak, the Leading Effect was always present [4, 13, 3].

$E_{\text{TOT}}^{\text{HAD}}$ was soon after called the “Effective Energy”, the name claiming for $E_{\text{TOT}}^{\text{HAD}}$ to be the portion of energy effectively available to the production of the multihadronic systems present in the final state, after that the energy of the leading particle had been subtracted.

The leading particle was defined to be the particle leaving the interaction vertex with the highest longitudinal momentum [2]. The role of this particle was to carry, totally or partially, the Quantum Numbers (as J^{PC} or flavour) from the initial to the final state. The transfer of these quantum numbers from the reacting particle(s) to the leading particle was called the Quantum Number Flow (QNF).

From 1980 to 1984 a series of experiments were conducted at the ISR (CERN)

to establish if $E_{\text{TOT}}^{\text{HAD}}$ was the Effective Energy. All these experiments proved that there were no differences between (p-p) and (e^+e^-) collisions results if $E_{\text{TOT}}^{\text{HAD}}$ was used to perform the analyses. The quantities measured in this experiments were called the “Universality Features” as they showed the same behaviour whatever the kind of experiment and the nominal energy of the collider. Some of them are:

- 1) $\langle n_{ch} \rangle$ = Mean charged particle multiplicity [5]
- 2) $\frac{d\sigma}{dx_r}$ = Fractional energy distribution [2, 6]
- 3) $\frac{d\sigma}{dp_t^2}$ = Transverse squared momentum distribution [7]
- 4) $\frac{d\sigma}{d(\frac{p_t}{\langle p_t \rangle})}$ = Reduced transverse momentum distribution [9]
- 5) $\alpha \equiv \frac{E_{ch}}{E_{\text{HAD}}} =$ “Charged” energy [11]
- 6) $\frac{d\sigma}{d\langle p_T^2 \rangle_{\text{IN,OUT}}} =$ Event planarity [10]
- 7) $P(n_{ch}) =$ Charged particle multiplicity distribution [12]
- 8) N^o of propagating quarks vs L [4]

Some studies regarding DIS processes were also made, but only using DIS variables to plot (p-p) data, being impossible to re-analyse DIS data in terms of $E_{\text{TOT}}^{\text{HAD}}$ [18, 19].

They showed some matching between the two curves but were almost useless to decide whether $E_{\text{TOT}}^{\text{HAD}}$ worked in DIS as well as it did with other processes, as the variable used was W^2 that does not take into account the Leading Effect.

In 1984 the ISR closed and no further intensive experimental work was planned in this important field of non-perturbative QCD. The last relevant result was obtained in 1997 at LEP (CERN), when the meson η' , very rich in gluon content, was seen to be produced in gluon induced jets as a leading particle, that is, having an anomalous high longitudinal momentum [17]. This completed the series of the experiments aimed to establish the universality of the Leading Effect in (p-p) and (e^+e^-) processes but nothing of conclusive had been still obtained in relation with the DIS processes.

As invariant representation of $E_{\text{TOT}}^{\text{HAD}}$ was chosen $M_X \equiv \sqrt{(q_{\text{TOT}}^{\text{HAD}})^2}$ [18, 12, 20, 3] in consistency with the previous use of \sqrt{s} : again a total invariant mass had been chosen to be the fundamental quantity from which the hadronization should have been depending. Indeed, M_X reduces to $E_{\text{TOT}}^{\text{HAD}}$ when evaluated in the CMS and, as all the experiments were made in balanced colliders (CMS=LAB), we have $(E_{\text{TOT}}^{\text{HAD}})_{\text{CMS}} = (E_{\text{TOT}}^{\text{HAD}})_{\text{LAB}}$, so the latter was in effect the right quantity to be measured.

Nowadays, because of an unjustified extension of the use of M_X to DIS processes, the almost totality of the experimental works use M_X to study the

behaviour of a given quantity, and the invariant mass is generally but wrongly believed to be the correct representation for the Effective Energy. Its use is going on even when a fundamental quantity as $\langle n_{ch} \rangle$ has been shown to be no more universal if also DIS data are considered [1].

From the viewpoint adopted here, that paper proved that M_X cannot represent the invariant quantity effectively available for particle production and here is a first indication that should have long since been considered: the logical step that brought to the introduction of the Effective Energy was to separate the interaction in the two sub-interactions yet mentioned. Now, if we insist on associating the total invariant mass to any given particle system, we should also make the association:

$$\text{Leading Effect} \longleftrightarrow M_L \equiv \sqrt{(q_{\text{TOT}}^{\text{LEAD}})^2}$$

But, as it is easily seen, an invariant-mass-type quantity cannot be considered as the variable to be associated to any sub-system into which the whole system is being divided as

$$\sqrt{s} \neq M_X + M_L \quad (1)$$

So we have to make our choice: either we separate the final state particles into leading and hadronic, or we use invariant masses, but not both.

3 Introduction of A_{TOT}

Firstly let us reconsider the “leading approach”. As recalled more than once, the interaction is divided into two processes:

Leading Effect \equiv the quantum number conservation mechanism

Hadronization \equiv the mechanism that transforms some available quantity into particles mass

The quantum numbers flow from the incident particle to the leading particle (usually but not always identifiable with the so-called remnant) [4]. This leading particle and its 4-momentum are no more considered. They are not part of the hadronic system produced. What is left is what is finally studied and analysed.

And here we introduce our doubt: is it after all correct to ignore the whole leading particle? The answer is: No. In fact the leading particle leaves the vertex following a trajectory that is not fully constrained by the particle whose Quantum Numbers it is carrying. For example, if the leading particle is the proton remnant, it is indeed true that it will have a large longitudinal momentum, that is, it will be strongly aligned with the incident particle axis, but not exactly nor completely.

Keeping in mind that there are some exceptions to the situation we are going to describe, let us try to show the problem by schematizing the incident and the leading particles in a general situation, see figure 3.

This treatment is by now 3-D but we will soon turn to the 4-D approach by simply extending the formalism, that is, decomposing the energy into its longitudinal and transverse component.

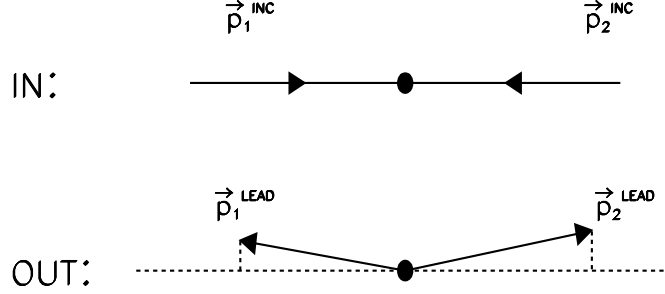


Figure 1: Simplified sketch of a collision: in the initial state (top) are represented the two incident particles, while in the final state (bottom) only the two leading particles are shown. The transverse contribution to their 4-momenta cannot originate from the 4-momenta of the incident quarks and must be a consequence of the collision, that is, of the quark(s) loss/exchange: for this reason it cannot be associated to QNF and must not be subtracted to \sqrt{s} (see text).

As we are talking about the QNF, and as these quantum numbers ought to be carried by the leading particle, it is correct to refer to the quantum numbers trajectory visualizing that of the leading particles.

Now, if the longitudinal component of the leading particle can be safely associated with that of the quantum numbers propagating from the initial state, this cannot be the same for the transverse component. The latter must come from a quark exchange with the other incident particle, when the leading particle is the same as the incident particle, or from the quark(s) loss/exchange, in the case where the leading particle is different from the incident one.

This simple kinematical remark immediately suggests the following hypothesis that in turn brings to the introduction and allows the successive derivation of A_{TOT} . Turning to the 4-D treatment and identifying any particle with its 4-momentum, it is conjectured that:

The component of the q_{TOT}^{LEAD} that is transverse to the QNF is not leading. As such, it must not be subtracted from \sqrt{s} to get the Total Available Quadri-Scalar.¹

The longitudinal component of q_{TOT}^{LEAD} will be called \mathcal{L}_{TOT} and represents the cost to be paid in a single event to force the quantum numbers conservation. What is left from \sqrt{s} is the invariant to be associated to the multihadronic final state and that is available to its formation. This is the Lorentz-invariant quantity that should be used to analyse every experimental result. Summarizing

¹Here a short note on the name chosen for this new invariant is appropriate: it is simply the most compact name possible among the correct names. In fact, it would be wrong to use the word “energy”, as well as it is not correct to use the term “mass” as A_{TOT} is not an invariant-mass-like quantity. So, the good practice to call things with a name that correctly describes their nature has been adopted.

we have:

$$\sqrt{s} \longrightarrow \begin{cases} \mathcal{L}_{\text{TOT}} & \text{goes to the Leading Effect} \\ A_{\text{TOT}} & \text{goes to the Hadronization} \end{cases}$$

The indices “TOT” stays for “TOTAL” and reminds us that the whole product of the interaction is being considered. Anyway, in principle, nothing would prevent us from considering one hemisphere only by defining A_1 (for hemisphere 1) and A_2 (for hemisphere 2). It is easy, in such case, to change the definition of A_{TOT} given below: it suffices to consider the leading (or hadronic) quadrimomentum measured in one hemisphere instead that looking at both. This situation will not be analysed here and when we talk about the Available Quadri-Scalar we are actually talking about the Total Available Quadri-Scalar.

It is important at this point to distinguish two kinds of Leading Effect that will be called here direct and indirect. The first type is observed in all the collisions but the annihilation processes. The second one regards the annihilation processes only.

But how is it possible to have a Leading Effect if the incident particles annihilates? Actually, it is still possible to talk about a Leading Effect but it is no more linked to the propagation of the quantum numbers of the incident particles. Rather, it is referred to the quantum numbers of the particles formed by pair production from the γ/Z^0 produced at the annihilation vertex.

This second type of Leading Effect has been observed in (e^+e^-) annihilations (it is present at a 1% rate) and the most important studies regarded the production of the charmed meson D^* [3] and that of the “gluonic” meson η' [17].

As for the D^* , the propagating quantum numbers are those of a c or \bar{c} quark while, when the η' is concerned, its strong gluonic component tells us that it is carrying the quantum numbers of the gluon: in fact, the η' appears to be leading only when emerging from a gluon induced jet (3 or 4-jet events).

Why this distinction? Apart from the conceptual, there is a practical reason to insist on it. In fact, what we are going to do below, cannot be applied to the indirect Leading Effect, and the given definition of A_{TOT} itself ought to be changed. The appropriate formulation in this case is also given below but the experimental evidence has not been pursued yet.

Is anyway evident that, even in such situation, some projection must be done. We can guess that the axis on which q^{LEAD} should be projected is the axis given by the mean momentum of the jet containing the leading particle, namely, the “charmed” jet or the “gluonic” jet respectively.

Keeping in mind this distinction between these two different leading effects, it is now possible to find a mathematical expression for the quadri-scalar available to the energy-into-mass transformation.

4 Formal definition of \mathcal{L}_{TOT} and A_{TOT}

Recalling what affirmed in the previous section, and using the Minkowskian metric instead of the Euclidean, it is immediate to write the expression for

\mathcal{L}_{TOT} :

$$\mathcal{L}_{\text{TOT}} \equiv q_{\text{TOT}}^{\text{LEAD}} \cdot \frac{q_{\text{TOT}}^{\text{INC}}}{\sqrt{s}} \quad (2)$$

According to our point of view, this represents the cost of the quantum numbers conservation in a given event. What is left is what the physics assign to particle production:

$$A_{\text{TOT}} \equiv \sqrt{(q_{\text{TOT}}^{\text{INC}})^2} - q_{\text{TOT}}^{\text{LEAD}} \cdot \frac{q_{\text{TOT}}^{\text{INC}}}{\sqrt{s}} \quad (3)$$

or, in compact notation:

$$A_{\text{TOT}} \equiv \sqrt{s} - \mathcal{L}_{\text{TOT}} \quad (4)$$

This is the correct formal definition of A_{TOT} but we should now find a manageable expression to be used below. A possible one is given by the expansion:

$$\sqrt{(q_{\text{TOT}}^{\text{INC}})^2} = \frac{(q_{\text{TOT}}^{\text{INC}})^2}{\sqrt{(q_{\text{TOT}}^{\text{INC}})^2}} \quad (5)$$

Substituting the previous in (3) we get:

$$A_{\text{TOT}} = q_{\text{TOT}}^{\text{HAD}} \cdot \frac{q_{\text{TOT}}^{\text{INC}}}{\sqrt{s}} \quad (6)$$

that is, A_{TOT} is the projection of the sum of all the 4-momenta of the produced hadrons (excluding of course the leading particles) on the axis given by the incident particles.

It must be recalled again that this result is only valid for the direct Leading Effect. When we have to do with the indirect, we should write:

$$\mathcal{L}_{\text{TOT}}(\text{ind}) \equiv q_{\text{TOT}}^{\text{LEAD}} \cdot \frac{q_{\text{TOT}}^{\text{JET}}}{\sqrt{(q_{\text{TOT}}^{\text{JET}})^2}} \quad (7)$$

and coherently modify the expression for A_{TOT} . The last is valid provided that there is no further Leading Effect observed in the other jets (in which case the definition of \mathcal{L}_{TOT} should be changed accordingly).

Here, the measurement of $q_{\text{TOT}}^{\text{JET}}$ ought to be done in addition to that of $q_{\text{TOT}}^{\text{LEAD}}$: the situation would be only a little bit more complicated.

First of all, the consistency with the previous works must be tested. What these works showed is: if the variable

$$E_{\text{TOT}}^{\text{HAD}} = E_{\text{TOT}}^{\text{INC}} - E_{\text{TOT}}^{\text{LEAD}} \quad (8)$$

is used to perform data analysis, you find the Universality Features: a whole set of measured quantities shows the same behaviour independently of everything but $E_{\text{TOT}}^{\text{HAD}}$. So the value of A_{TOT} in terms of $E_{\text{TOT}}^{\text{HAD}}$ must be estimated.

The colliders where the Leading Effect was studied (ISR, LEP, HERA(e^+e^-)) were all balanced, so that

$$A_{\text{TOT}} = (E_{\text{TOT}}^{\text{HAD}})_{\text{LAB}} = (E_{\text{TOT}}^{\text{HAD}})_{\text{CMS}} \quad (\text{balanced colliders}) \quad (9)$$

must hold. In fact, what we get if we specialize to the CMS is:

$$\begin{aligned}
A_{\text{TOT}} &= q_{\text{TOT}}^{\text{HAD}} \cdot \frac{q_{\text{TOT}}^{\text{INC}}}{\sqrt{s}} = (E_{\text{TOT}}^{\text{HAD}}; \vec{p}_{\text{TOT}}^{\text{HAD}})_{\text{CMS}} \cdot \frac{(E_{\text{TOT}}^{\text{INC}}; \vec{0})_{\text{CMS}}}{\sqrt{s}} = \\
&= \left(\frac{E_{\text{TOT}}^{\text{HAD}} \cdot E_{\text{TOT}}^{\text{INC}}}{E_{\text{TOT}}^{\text{INC}}} \right)_{\text{CMS}} = (E_{\text{TOT}}^{\text{HAD}})_{\text{CMS}}
\end{aligned} \tag{10}$$

and there are no consistency troubles as we recover the variable used in that early works performed in the simple CMS limit. The previous equation also shows that:

$$A_{\text{TOT}} \neq (E_{\text{TOT}}^{\text{HAD}})_{\text{NON CMS}} \tag{11}$$

so that, in general, $E_{\text{TOT}}^{\text{HAD}}$ is not the Effective Energy. In other words, at an unbalanced collider, the direct use of $E_{\text{TOT}}^{\text{HAD}}$ will not work and is not correct.

This means that the Universality Features were discovered thanks to the fact that the studies were automatically conducted in the system where the Available Quadri-Scalar matches the energy of the hadrons produced (excluding the leading particles). This is also the reason that induced the discoverers to think that a non-invariant quantity like the hadronic energy, could have had such a fundamental role. Probably, had those colliders been unbalanced (like DIS studies at HERA are nowadays), the discovery of the Universality Features would not have been made.

In order to be exhaustive, it should be said that some late works made at the ISR were performed using M_X instead of $E_{\text{TOT}}^{\text{HAD}}$ [18, 12, 20, 3] but the Universality Features were evident anyway, even if, in general, $M_X \neq E_{\text{TOT}}^{\text{HAD}}$. How is it possible? Later on it will be showed how the reason for M_X worked so well in those occasions, lies in the particular cuts made on the data set at that time.

5 Relation between M_X and A_{TOT}

As mentioned, in general, $A_{\text{TOT}} \neq M_X$. Can we get an useful expression for their difference? The best way to get it, is to estimate the quantity $(A_{\text{TOT}}^2 - M_X^2)$:

$$A_{\text{TOT}}^2 = (\sqrt{s} - q_{\text{TOT}}^{\text{LEAD}} \cdot \frac{q_{\text{TOT}}^{\text{INC}}}{\sqrt{s}})^2 = s - 2q_{\text{TOT}}^{\text{LEAD}} q_{\text{TOT}}^{\text{INC}} + \frac{(q_{\text{TOT}}^{\text{LEAD}} q_{\text{TOT}}^{\text{INC}})^2}{s} \tag{12}$$

$$M_X^2 = (q_{\text{TOT}}^{\text{INC}} - q_{\text{TOT}}^{\text{LEAD}})^2 = s - 2q_{\text{TOT}}^{\text{INC}} q_{\text{TOT}}^{\text{LEAD}} + (q_{\text{TOT}}^{\text{LEAD}})^2 \tag{13}$$

so that the difference is all in the last terms:

$$(A_{\text{TOT}}^2 - M_X^2) = \left[\frac{(q_{\text{TOT}}^{\text{LEAD}} q_{\text{TOT}}^{\text{INC}})^2}{s} - (q_{\text{TOT}}^{\text{LEAD}})^2 \right] \tag{14}$$

This is the correct invariant expression for the difference we are estimating but we also need a manageable expression that is function of some measured quantities in order to perform the calculations that follow.

To simplify the notation we introduce the following abbreviations for the indices Total, Incident, Hadronic, Leading:

$$\begin{array}{ccc} \text{INC} & \longleftrightarrow & \text{I} \\ \text{LEAD} & \longleftrightarrow & \text{L} \\ \text{HAD} & \longleftrightarrow & \text{H} \\ \text{TOT} & \longleftrightarrow & \text{T} \end{array}$$

Choosing again the CMS we have

$$\begin{aligned} \left[A_{\text{TOT}}^2 - M_X^2 \right] &= \left[\frac{(q_T^L q_T^L)^2}{s} - (q_T^L)^2 \right] = (E_T^L)_{\text{CMS}}^2 - (q_T^L)^2 = \\ &= (E_T^L)_{\text{CMS}}^2 - [(E_T^L)_{\text{CMS}}^2 - (\vec{p}_T^L)_{\text{CMS}}^2] = (\vec{p}_T^L)_{\text{CMS}}^2 = (\vec{p}_T^H)_{\text{CMS}}^2 \end{aligned} \quad (15)$$

as is also deducible by observing that:

$$\begin{cases} A_{\text{TOT}}^2 = (E_T^H)_{\text{CMS}}^2 \\ M_X^2 = (E_T^H)_{\text{CMS}}^2 - (\vec{p}_T^H)_{\text{CMS}}^2 \end{cases} \quad (16)$$

so that

$$\left[A_{\text{TOT}}^2 - M_X^2 \right] = (\vec{p}_T^H)_{\text{CMS}}^2 \quad (15')$$

The importance of the equation (15') is threefold:

1. It shows that $A_{\text{TOT}} \geq M_X$ that is, the hadronic system has more 4-scalar at disposal for particles production than what was thought before;
2. It gives a very simple way to re-analyse data that were wrongly plotted vs M_X : it is in fact sufficient to substitute (event by event) M_X with the sum in quadrature of M_X and $(\vec{p}_T^L)_{\text{CMS}}^2$:

$$M_X \longrightarrow \sqrt{M_X^2 + (\vec{p}_T^L)_{\text{CMS}}^2} \quad \text{or} \quad (17)$$

$$A_{\text{TOT}} = \sqrt{M_X^2 + (\vec{p}_T^L)_{\text{CMS}}^2} \quad (17')$$

here the knowledge of $(\vec{p}_T^L)_{\text{CMS}}^2$ is necessary; otherwise the previous formula becomes useless and the method showed later on must be employed;

3. It highlights the importance of the unbalancing in $(\vec{p}_T^L)_{\text{CMS}}^2$ between the two hemispheres: what makes the difference between A_{TOT} and M_X is not linked to the absolute value of the Leading Effect but to its unbalancing: the more this unbalancing is, the less M_X is able to highlight the Universality Features. In other words, you can have a strong, a medium, or a small Leading Effect: if the momentum of the leading particles in one hemisphere is equal to that of the other, you will always find that $A_{\text{TOT}} = M_X$, regardless of their absolute value.

$$A_{\text{TOT}} = M_X = (E_T^H)_{\text{CMS}} \quad \left(\text{if } (\vec{p}_1^H + \vec{p}_2^H)_{\text{CMS}} = 0 \right) \quad (18)$$

In view of the application of A_{TOT} to compare (p-p) and (e^+e^-) data, another fact must be discussed here, not only for future use, but also to check the previous results compatibility.

When the confrontation between (p-p) and (e^+e^-) data were made, the latter was plotted vs \sqrt{s} . When we do not have a Leading Effect in (e^+e^-) annihilation, the relation $\sqrt{s} = M_X$ holds. But, as stated before, a strong Leading Effect in (e^+e^-) processes is only present at a 1% rate. In the other events you have such a low Leading Effect that it can be neglected.

Besides, when an average among all the events is performed, this 1% showing a large Leading Effect is easily overcome by the remaining 99%, in the sense that the difference between M_X and \sqrt{s} is far below the experimental uncertainties. This means that, for those samples of (e^+e^-) data, you have

$$\sqrt{s} = M_X$$

and, as (e^+e^-) colliders always present the feature LAB=CMS, the relation

$$M_X = E_{\text{TOT}}^{\text{HAD}}$$

holds too. In other words, for our purposes, in (e^+e^-) processes:

$$A_{\text{TOT}} = M_X = \sqrt{s} = E_{\text{TOT}}^{\text{HAD}} \quad ((e^+e^-) \text{ processes}) \quad (19)$$

and we have not to worry about which variable was used. This will turn out to be important later on, where an experimental evidence of what stated up to now is provided.

Before turning to check the Available Quadri-Scalar existence conjecture, another important fact needs to be highlighted. The theoretically (or empirically) derived conservation laws at vertices are always expressed in terms of 4-vectorial quantities (like 4-momenta, tensors ...). This is true even in the field of the Leading Effect, where the conservation law at the interaction vertex reads:

$$q_{\text{TOT}}^{\text{HAD}} = q_{\text{TOT}}^{\text{INC}} - q_{\text{TOT}}^{\text{LEAD}} \quad (20)$$

On the contrary, when the experimental results are analysed, you always have to do with some quadri-scalar quantity like \sqrt{s} or M_X (as the final product of any analysis is almost always some scalar function of 1 variable).

The approach pursued here provides a consistent jump between the former and the latter as it allows to get from the (20) a quadri-scalar conservation law:

$$\sqrt{s} = A_{\text{TOT}} + \mathcal{L}_{\text{TOT}} \quad (4')$$

It seems to be a trivial step but, as previously noted, the world-wide use of M_X proves that it often happens that we do not recognize simple facts as a conservation law violation: the same use of M_X violates the well established conservation of 4-momentum at interaction vertices and of the whole interaction itself.

6 Evidence of $\langle n_{ch} \rangle$ vs A_{TOT} universality

Here the legitimacy of the Available Quadri-Scalar existence conjecture is proved. The proof is obtained by rescaling the result an already published paper [1]. ²

²Presently, I have no access to row data

It is appropriate here to briefly summarize the results of that paper: it is a study of the quantity $\langle n_{ch} \rangle$ in DIS processes. The main result is that $\langle n_{ch} \rangle_{\text{DIS}}$ is more than 15% higher than $\langle n_{ch} \rangle$ measured for (p-p) and (e^+e^-) processes. This is well above the experimental uncertainties, so the conclusion was: DIS processes disagree with the Leading Effectphenomenology and “violates” QCD universality. Figure 2 shows the variable $\langle n_{ch} \rangle$ as measured in [1].

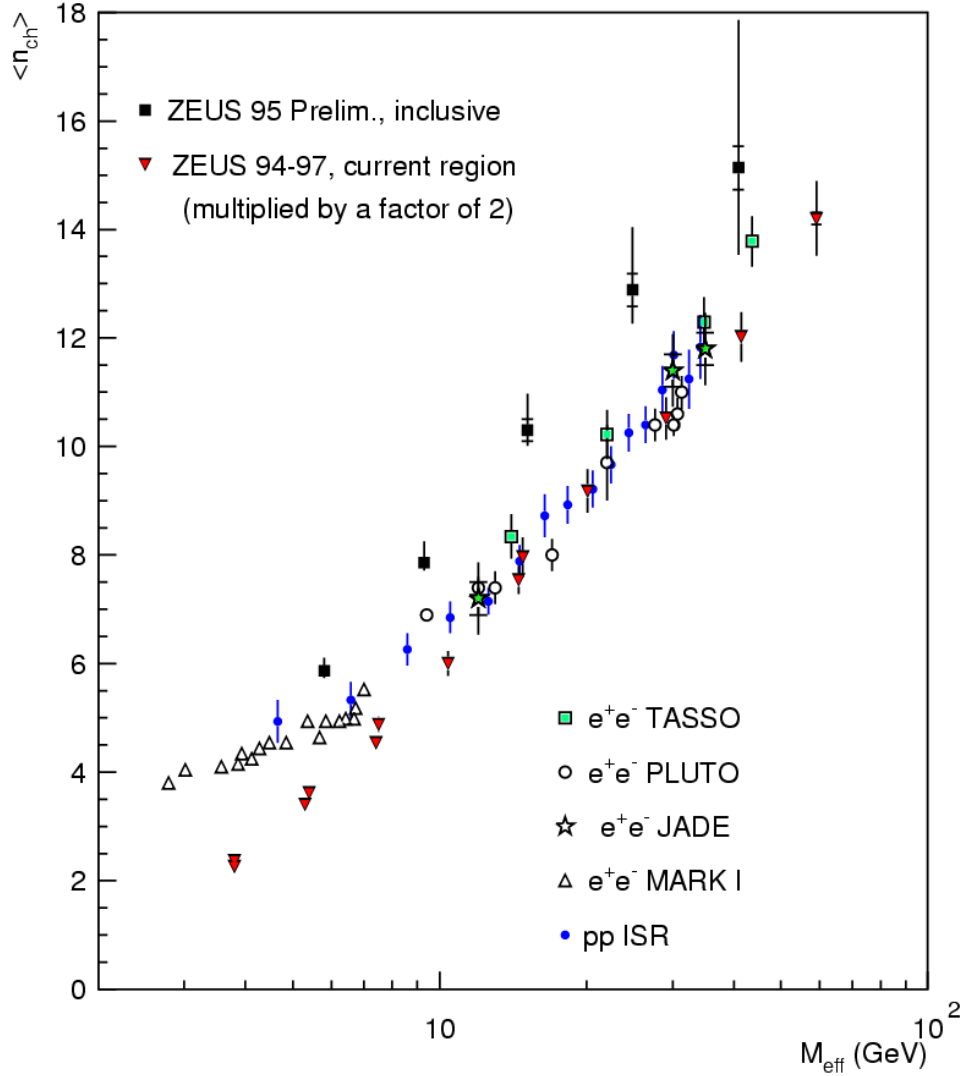


Figure 2: The mean charged particle multiplicity in DIS events plotted as a function of M_{eff} and confronted with the same quantity measured for other processes [1]. The inner bars show the statistical errors, the outer ones show the statistical and systematic errors added in quadrature.

The possible explanation given by the authors deals with a supposed high contribution from events with real gluon exchange (t channel) and a resulting production of $(q\bar{q})$ pairs in a colour-octet state. It is indeed true that this contribution cannot be present in (e^+e^-) events, but it should be in (p-p) events too; instead, (p-p) and (e^+e^-) data perfectly match each other. Furthermore, it has not been proved that this contribution brings to a higher particle/mass ratio and honestly, there is no reason for that to be so, as what is transformed in a real gluon will not be transformed in a γ or Z^0 and the contribution of the gluon is not “more electrically charging” than the latter ones (the gluon having zero electrical charge) so that, in the end, the particle/mass ratio should not change.

The study were conducted in a reduced phase space. The charged tracks and the energies were only measured in the polar angle interval $\theta_{\text{LAB}} \in [20^\circ; 160^\circ]$, see Figure 3.

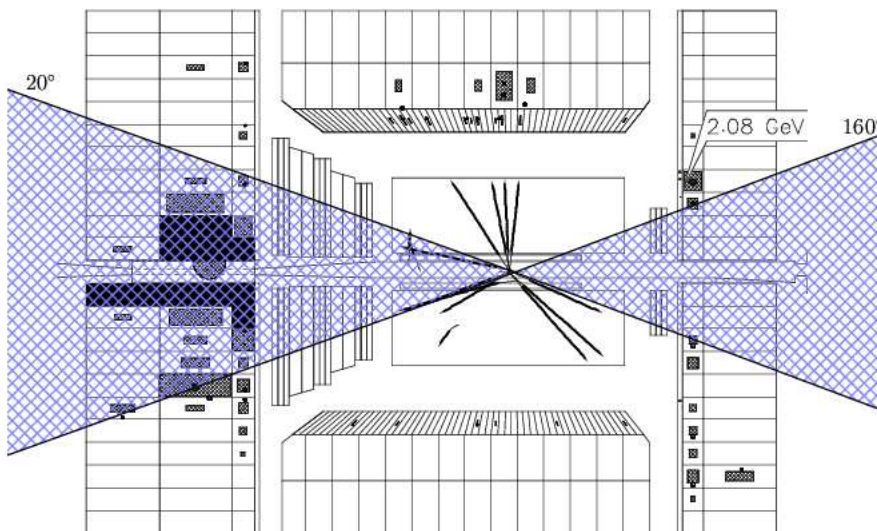


Figure 3: Typical DIS event in the ZEUS detector. The shaded areas are those not considered in the analysis performed in [1].

This cut is justified by a large decrease in the experimental uncertainties and, as proved in the same paper by means of MC simulation, this does not affect the result in anyway. The other cuts are not relevant and are those normally employed to obtain an almost pure collection of DIS events. More details may be found in [1] or below.

Accordingly to the polar angle cut, the variable M_X is substituted with M_{eff} : it is again a hadronic invariant mass but this time it is not the total one, but that measured in the $\Delta\theta$ employed. Again, MC simulation proved that the dependence between $\langle n_{ch} \rangle$ and M_X (M_{eff}) is not affected by the phase space reduction.

From now on, unless otherwise stated, all variables will be referred to the reduced phase space without introducing any new notation to recall this fact. The only variable whose notation will be changed is M_X to M_{eff} in order to help any comparison with [1].

The correction factor will be of course the ratio between A_{TOT} and M_X and will be called a . This factor will be applied to the abscissa in the plot showed in Figure 2, and will be obtained with a high energy approximation (h.E.): this will cause a light mismatch at low energies even when A_{TOT} is used for re-plotting. This approximation could be avoided by re-analysing the data in terms of A_{TOT} .

To give an estimation of the correction factor a in our particular situation, the general result (15) is useless as $\vec{p}_{\text{TOT}}^{\text{LEAD}}$ was not measured and also because this result is strictly valid only in the full phase space. Thus the correction has been estimated by averaging over the two variables from which the said ratio depends, namely θ and y (as will be soon showed). The latter is a new variable that will be defined in the next section and that expresses the unbalancing in hadronic energy between the two hemispheres in a way suitable for our calculation. This will be done taking into account every relevant cut used in the original paper.

This time it is convenient to estimate the quantity $s \cdot (A_{\text{TOT}}^2 - M_{\text{eff}}^2)$:

$$\begin{aligned}
s \cdot [A_{\text{TOT}}^2 - M_{\text{eff}}^2] &= [E^H E^I - \vec{p}^H \vec{p}^I]^2 - [(E^I)^2 - (\vec{p}^I)^2][(E^H)^2 - (\vec{p}^H)^2] = \\
&= (E^H E^I)^2 + (p^H p^I \cos \theta)^2 - 2E^H E^I p^H p^I \cos \theta - \\
&\quad - (E^H E^I)^2 - (p^I p^H)^2 + (E^I p^H)^2 + (E^H p^I)^2 = \\
&= (p^H p^I)^2 (\cos^2 \theta - 1) - 2(E^H E^I p^H p^I) \cos \theta + \\
&\quad + (E^I p^H)^2 + (E^H p^I)^2 = \dots
\end{aligned} \tag{21}$$

where:

- the index TOT has been suppressed;
- the absolute value of 3-vectors is denoted by suppressing the arrow above the vectors.

Of course θ is the angle between \vec{p}^I and \vec{p}^H that is, considering the HERA kinematics, between \vec{p}^H and the z axis:

$$\theta = \angle(\vec{p}_T^H; \hat{z}) \tag{22}$$

This means that θ is the polar angle, and will be from now on identified with it. Introducing the high energies approximation:

$$\begin{cases} p^H \simeq E^H \\ p^I \simeq E^I \end{cases}$$

and substituting in (21) we get:

$$\begin{aligned}
\dots &= (E^H E^I)^2 (\cos^2 \theta - 1) - 2(E^H E^I)^2 \cos \theta + 2(E^H E^I)^2 = \\
&= (E^H E^I)^2 (1 - 2 \cos \theta + \cos^2 \theta) = \\
&= [E^H E^I (1 - \cos \theta)]^2
\end{aligned} \tag{21'}$$

To sum up, we have:

$$s \cdot [A_{TOT}^2 - M_{\text{eff}}^2] \simeq [E^H E^I (1 - \cos \theta)]^2 \quad (E^{H,I} \simeq p^{H,I}) \tag{23}$$

In order to further simplify the last expression we are now forced to choose a reference frame. Again the best choice is the CMS, both to simplify s and for sake of visualization. Besides, it is in general the most “balanced” system, and this helps in avoiding any trouble with the high energies approximation. The only complication induced by this choice is that it forces to perform the needed transformations on data collected in the LAB system.

Specializing ourselves to the CMS we get:

$$s \cdot [A_{TOT}^2 - M_{\text{eff}}^2] \simeq (E^H)_{\text{CMS}}^2 (E^I)_{\text{CMS}}^2 (1 - \cos \theta)_{\text{CMS}}^2 \tag{24}$$

and using

$$s = (E_{TOT}^{\text{INC}})_{\text{CMS}}^2 \tag{25}$$

we obtain

$$[A_{TOT}^2 - M_{\text{eff}}^2] \simeq (E^H)_{\text{CMS}}^2 (1 - \cos \theta)_{\text{CMS}}^2 \tag{26}$$

As already mentioned, the difference (and thus the ratio) between A_{TOT} and M_X is a function of two variables: $\Delta\theta$ and y . This means that, after having imposed the cuts used in the paper to be corrected, considering the collision parameter at HERA, and finally averaging over these two variables, we are left with a constant dependence of A_{TOT} from M_{eff} :

$$A_{TOT} \propto M_{\text{eff}} \quad (\text{at fixed kinematical conditions}) \tag{27}$$

Thus, if in general we have:

$$\frac{A_{TOT}}{M_{\text{eff}}} \equiv a(\Delta\theta, y) \tag{28}$$

the previous remark allows the calculation of the constant $a = \langle a(\Delta\theta, y) \rangle_{(\Delta\theta, y)}$ that expresses the ratio between A_{TOT} and M_X at fixed kinematical conditions:

$$a \equiv \langle a(\Delta\theta, y) \rangle_{(\Delta\theta, y)} \quad (\text{at fixed kinematical conditions}) \tag{29}$$

Note that a is invariant being the ratio between two invariants.

The dependence of a from $\Delta\theta$ and y will be used later on to show how it is possible, by tuning these parameters that gives a a particular value, to obtain

a different value for a (up to a factor 2). This fact supports the correctness of the use of A_{TOT} , as we obtain a value that allows DIS data to match the other processes curves only if the cuts used in [1] are taken into account.

Using the notation introduced in (28), the (26) can be rewritten as:

$$[a^2(\Delta\theta, y) - 1] \cdot M_{\text{eff}}^2 \simeq (E^H)_{\text{CMS}}^2 (1 - \cos\theta)_{\text{CMS}}^2 \quad (26')$$

or, isolating a ,

$$a^2(\Delta\theta, y) \simeq 1 + \frac{(E^H)_{\text{CMS}}^2}{M_{\text{eff}}^2} \cdot (1 - \cos\theta)_{\text{CMS}}^2 \quad (30)$$

The relevant cuts and numerical values are:

- $\theta_{\text{LAB}} \in [20^\circ; 160^\circ]$: the already mentioned polar angle cut [1]. It must be re-evaluated in the CMS;
- $(E'_e)_{\text{MIN}}^{\text{LAB}} = 8 \text{ GeV}$, where the accent refers to the final state and the “e” indicates the final state positron (this cut is employed to guarantee an almost pure level of DIS events). Even this value must be re-evaluated in the CMS;
- $\beta_{\text{BOOST}} = 0.93524$ is the value of the boost between the LAB and the CMS at HERA.

and we are now ready to estimate the correction factor we are seeking, that is, the mean of a with respect to the variables from which it depends:

$$a \equiv \sqrt{1 + \frac{\langle (1 - \cos\theta)_{\text{CMS}}^2 \rangle}{\langle M_{\text{eff}}^2 / (E_T^H)_{\text{CMS}}^2 \rangle}} \quad (31)$$

6.1 Average over the polar angle

In this section an accent is used to indicate CMS variables while, if no indices are present, the variables are referred to the LAB. Writing the appropriate transformations for the 4-momenta

$$\begin{cases} E' = \gamma(E - \beta p_z) \\ p'_z = \gamma(p_z - \beta E) \end{cases} \quad (32)$$

and using again the high energies approximation in the form

$$\begin{cases} p_z = p \cos\theta \simeq E \cos\theta \\ p'_z = p' \cos\theta' \simeq E' \cos\theta' \end{cases} \quad (33)$$

we get

$$\begin{cases} E' = \gamma(E - \beta E \cos\theta) \\ E' \cos\theta' = \gamma(E \cos\theta - \beta E) \end{cases} \quad (34)$$

so that

$$\cos \theta' \simeq \frac{\gamma E (\cos \theta - \beta)}{\gamma E (1 - \beta \cos \theta)} = \frac{\cos \theta - \beta}{1 - \beta \cos \theta} \quad (35)$$

that is the formula for beams collimation. The use of the last result is again cause of some overestimation of a at low energies.

Working in the CMS allows to perform the mean over the polar angle by simply averaging over the distribution obtained in (30) as, if the sample is large enough, $\langle \theta \rangle_{\text{CMS}} \simeq \pi/2$.

Using the interval given in [1], $\theta \in [20^\circ; 160^\circ]$, and performing the needed transformations we get

$$\begin{cases} 20^\circ & \longrightarrow 87.895^\circ = 1.5361 \text{ rad} \\ 160^\circ & \longrightarrow 176.305^\circ = 3.0771 \text{ rad} \end{cases} \quad (36)$$

that represents the extremes of integration to be used. The integral yields

$$\langle (1 - \cos \theta)^2 \rangle_{\text{CMS}} = \frac{\int_{1.5361}^{3.0771} (1 - \cos \theta)^2 d\theta}{\Delta \theta} \simeq 2.679 \quad (37)$$

so that

$$a(y) \equiv \langle a(\Delta \theta, y) \rangle_{(\Delta \theta)} \simeq \sqrt{1 + \frac{2.679}{(M_{\text{eff}}/E^H)^2}} \quad (38)$$

6.2 Average over the unbalancing variable “ y ”

First of all, it is necessary to define a variable that suitably represents the unbalancing in hadronic energy between the two hemispheres. This will be called y and is defined as follows:

$$\begin{cases} E_{1,p}^H = y \cdot E_T^H \\ E_{2,e}^H = (1 - y) \cdot E_T^H \end{cases} \quad (39)$$

that is, y is the fraction of hadronic energy measured in hemisphere 1 (that of the “target region”, where the proton remnant is detected).

By using y we can express M_X as a function of $E_{\text{TOT}}^{\text{HAD}}$ in a very useful way. In fact, assuming that $\hat{k}_1^H \simeq -\hat{k}_2^H$ (where \hat{k}^H represents the hadronic 3-momentum versor) we have

$$\begin{aligned} M_X &\equiv \sqrt{(q_{\text{TOT}}^{\text{HAD}})^2} = [(q_1^H)^2 + (q_2^H)^2 + 2E_1^H E_2^H - 2\vec{p}_1^H \cdot \vec{p}_2^H]^{1/2} \simeq (\text{h.E.}) \\ &\simeq [2E_1^H E_2^H + 2E_1^H E_2^H]^{1/2} = 2\sqrt{E_1^H E_2^H} \end{aligned} \quad (40)$$

that together with definition (39) yields

$$M_X \simeq 2\sqrt{E_1^H E_2^H} = 2E_{\text{TOT}}^{\text{HAD}} \sqrt{y(1 - y)} \quad (41)$$

It must be pointed out here, that this method only works if we have 2 hadronic jets. In case of 3 or more jets, another method should be employed or a direct data analysis must be performed.

The hadronic energies employed above are “real” hadronic energies, in the sense that the symbols represent what is really produced at the interaction vertex independently from the cuts applied to perform the analysis.

This does not create problems in case of a phase space reduction as there is no dependence of M_X ($E_{\text{TOT}}^{\text{HAD}}$) from the phase space [1]. On the contrary, the cut in the final positron energy must be considered, as the events that do not meet this condition do not become part of the statistics.

As $\langle y \rangle_{\text{CMS}} = 1/2$ holds, for the same reason exposed in the previous section, it is sufficient to calculate the mean of the distribution obtained in the (41). Had there been no cuts in the leading particles energy, this integral would have yielded $\pi/8$, that is half the area of a circle of radius $1/2$. This is not our case and we will have to take into account the relevant cuts, one of which has been already mentioned and is:

$$(E'_e)_{\text{MIN}}^{\text{LAB}} = 8 \text{ GeV}$$

that, as usual, must be re-evaluated in the CMS:

$$\begin{aligned} (E'_e)_{\text{MIN}}^{\text{CMS}} &= \gamma[(E'_e)_{\text{MIN}}^{\text{LAB}} - \vec{\beta} \cdot \vec{p}_z^{\text{LAB}}] \simeq (E'_e)_{\text{MIN}}^{\text{LAB}} \cdot \frac{1 + \beta}{\sqrt{1 - \beta^2}} = \\ &= (E'_e)_{\text{MIN}}^{\text{LAB}} \cdot \sqrt{\frac{1 + \beta}{1 - \beta}} \simeq 5.467 (E'_e)_{\text{MIN}}^{\text{LAB}} \simeq 43.7 \text{ GeV} \end{aligned} \quad (42)$$

where we have:

- considered that $\hat{\beta}$ e \hat{z} are antiparallel, from where the change in sign at the second equality
- used the high energy approximation and the strong collinearity of the e_{OUT}^+ (again at the second equality)
- used the value of β_{BOOST} for β

The highest momentum of the leading particle in the target region will be measured when this is a proton: as its maximum value will be taken that representing the limit between the leading physics and the diffractive physics (in the sense described in [2] or [3]), namely:

$$(E_{1,p}^{\text{LEAD}})_{\text{MAX}} = (x_F)_{\text{MAX}}^{\text{CMS}} \cdot E_{1,p}^{\text{INC}} = 0.8 E_{1,p}^{\text{INC}} \quad (43)$$

where x_F is the Feynman variable and is in practice the fractional longitudinal momentum of the leading particle.

It should be noted that the relation between energies or momenta expressed

in fractional terms are approximately invariant, in fact

$$\begin{cases} E'_{\text{LEAD}} = \gamma(E^L - \vec{\beta} \cdot \vec{p}^L) \\ E'_{\text{INC}} = \gamma(E^I - \vec{\beta} \cdot \vec{p}^I) \end{cases} \longrightarrow \quad (44)$$

$$\longrightarrow \frac{E'_L}{E'_I} = \frac{\gamma(E^L - \vec{\beta} \cdot \vec{p}^L)}{\gamma(E^I - \vec{\beta} \cdot \vec{p}^I)} \simeq \frac{\gamma(1 - \beta)}{\gamma(1 + \beta)} \cdot \frac{E^L}{E^I} = \frac{E^L}{E^I}$$

so that the energy of a particle expressed with the Feynman variable is about the same in two different reference systems at high energies and in a collinear approximation. The leading particle, as such, respects these approximations.

The two values just obtained allow to find the maximum interval in hadronic energy compatible with the cuts:

$$\begin{cases} (E_1^H)_{\text{MIN}}^{\text{CMS}} = \frac{\sqrt{s}}{2} - \frac{4}{5} \cdot \frac{\sqrt{s}}{2} \simeq 30.0 \text{ GeV} \\ (E_2^H)_{\text{MAX}}^{\text{CMS}} = \frac{\sqrt{s}}{2} - (E'_e)_{\text{MIN}}^{\text{CMS}} \simeq 106.5 \text{ GeV} \end{cases}$$

from which the minimal value for y immediately follows:

$$y_{\text{MIN}} = \frac{(E_1^H)_{\text{MIN}}^{\text{CMS}}}{(E_1^H)_{\text{MIN}}^{\text{CMS}} + (E_2^H)_{\text{MAX}}^{\text{CMS}}} \simeq 0.220 \quad (45)$$

In order to estimate y_{MAX} it is necessary to do some assumptions regarding x_F^{MIN} and $(E'_e)_{\text{MAX}}^{\text{CMS}}$. The most acceptable choice, in view of a confrontation with ISR data, is to adopt the same value of x_F^{MIN} chosen at ISR, namely 0.4:

$$(x_F)_{\text{MIN}}^{\text{CMS}} = 0.4 E_{1,p}^{\text{INC}}$$

while it will be supposed that the final state positron loses at least the 30% of its energy, value above which the diffractive events begin to prevail over the DIS ones:

$$(E'_e)_{\text{MAX}}^{\text{CMS}} = 0.7 \frac{\sqrt{s}}{2} \simeq 105 \text{ GeV}$$

From the previous two equations we get

$$\begin{cases} (E_1^H)_{\text{MAX}}^{\text{CMS}} = \frac{3}{5} \cdot \frac{\sqrt{s}}{2} \simeq 90.1 \text{ GeV} \\ (E_2^H)_{\text{MIN}}^{\text{CMS}} = \frac{\sqrt{s}}{2} - (E'_e)_{\text{MAX}}^{\text{CMS}} \simeq 45.0 \text{ GeV} \end{cases} \quad (46)$$

that in turn yields

$$y_{\text{MAX}} = \frac{(E_1^H)_{\text{MAX}}^{\text{CMS}}}{(E_1^H)_{\text{MAX}}^{\text{CMS}} + (E_2^H)_{\text{MIN}}^{\text{CMS}}} \simeq 0.667 \quad (47)$$

Summarizing:

$$\begin{cases} y_{\text{MIN}} = \frac{(E_1^H)_{\text{CMS}}^{\text{MIN}}}{(E_1^H)_{\text{CMS}}^{\text{MIN}} + (E_2^H)_{\text{CMS}}^{\text{MAX}}} \simeq 0.220 \\ y_{\text{MAX}} = \frac{(E_1^H)_{\text{CMS}}^{\text{MAX}}}{(E_1^H)_{\text{CMS}}^{\text{MAX}} + (E_2^H)_{\text{CMS}}^{\text{MIN}}} \simeq 0.667 \end{cases} \quad (48)$$

and it is now possible to give a numerical estimation for the mean of the distribution in hadronic energy from which a depends:

$$\langle \sqrt{y(1-y)} \rangle_{\text{CMS}}^{\text{HERA}} = \frac{\int_{0.220}^{0.667} \sqrt{y(1-y)} dy}{0.667 - 0.220} \simeq 0.479 \quad (\text{cuts considered}) \quad (49)$$

or, in our particular situation,

$$\langle M_X \rangle_{\text{CMS}}^{\text{HERA}} = 2E_{\text{TOT}}^{\text{HAD}} \cdot \langle \sqrt{y(1-y)} \rangle_{\text{CMS}}^{\text{HERA}} \simeq 0.959 \cdot E_{\text{TOT}}^{\text{HAD}} \quad (50)$$

7 Final result

Having performed all the necessary means, it is now possible to give an estimation for the correction factor a to be applied in abscissa to the result we are correcting:

$$a \equiv \sqrt{1 + \frac{\langle (1 - \cos \theta)_{\text{CMS}}^2 \rangle}{\langle M_{\text{eff}} / (E_T^H)_{\text{CMS}} \rangle^2}} = \sqrt{1 + \frac{2.679}{(0.959)^2}} = 1.98 \quad (51)$$

that is, the plot will be showing the $\langle n_{ch} \rangle$ vs A_{TOT} dependence if we multiply DIS data abscissas by a factor $a = 1.98$. It should be recalled that (e^+e^-) data do not necessitate any rescaling while for (p-p) data an estimation of the correction factor will be soon given, but we may anticipate that it will be not relevant. The result is showed in Figure 4.

It seems clear that, particularly at high energies, DIS data and other processes data match each other very well. The quantity $\langle n_{ch} \rangle$ is again a Universality Feature.

8 (p-p) data rescaling

Recalling that the ISR was balanced and that there were no relevant cuts in the polar angle, we can conclude that the analyses performed using $E_{\text{TOT}}^{\text{HAD}}$ (the almost totality) were automatically conducted in terms of A_{TOT} (see equation 10). This means that those works do not necessitate any correction

On the contrary, some other works (among the early works see for example [12, 18, 20]) were conducted by using M_X to analyse the collected data: these ones need to be corrected for the reasons exposed in the introductory section. This may seem in contrast with the fact that no differences were found at that time when data were analysed both with $E_{\text{TOT}}^{\text{HAD}}$ and M_X but it is not so, the reason being in the low precisions and energies then obtainable.

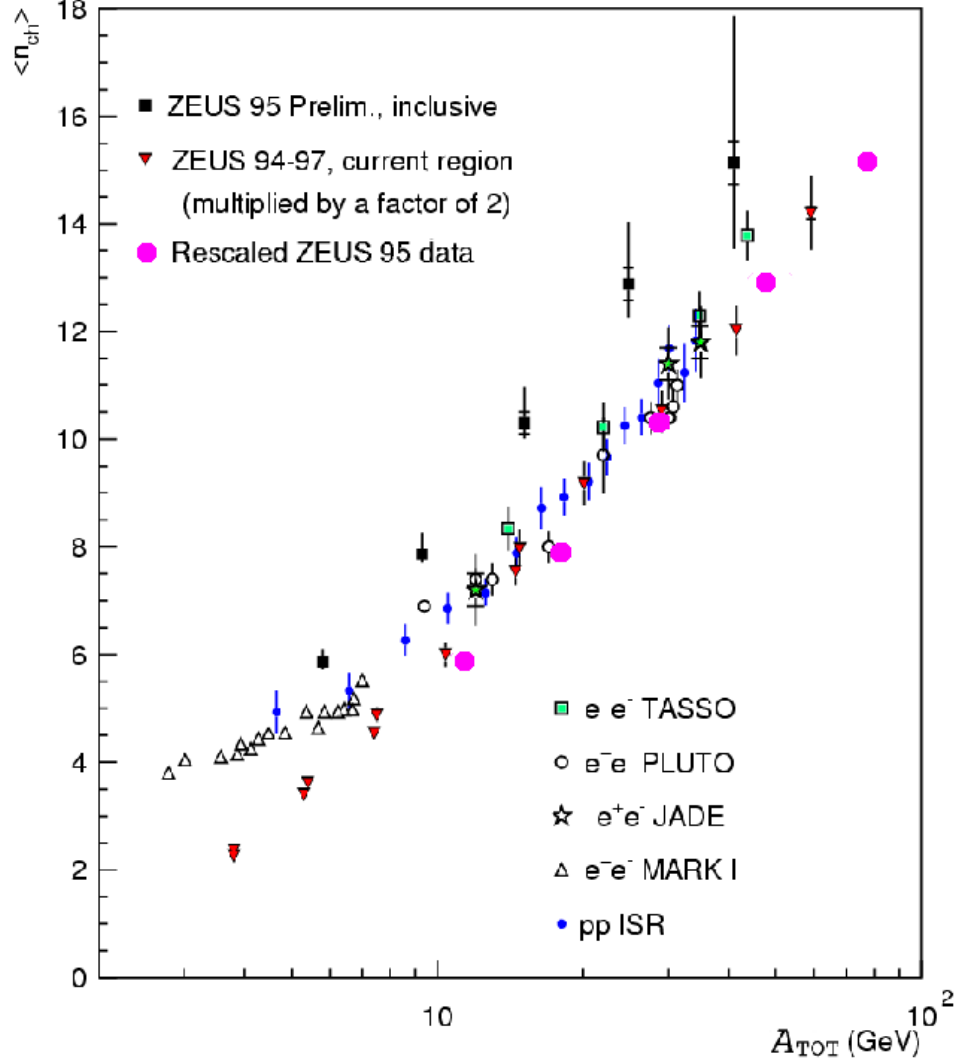


Figure 4: The same figure as 2 but with DIS data (ZEUS 95) rescaled by the factor $a \simeq 2$ and plotted in violet: now the X-axis variable is A_{TOT} . The universality of $\langle n_{ch} \rangle$ is evident, particularly at high energies (a being an asymptotic value).

As an example we will examine here the difference between A_{TOT} and M_X that could have been revealed in the early works at ISR where the only condition was the presence of a leading proton leaving the vertex with

$$x_F \in [0.4, 0.8] \quad (52)$$

from which it may be deduced that

$$E_{\text{MAX}}^{\text{HAD}} \simeq 3 E_{\text{MIN}}^{\text{HAD}} \quad (53)$$

and this in turn allows to get the maximum value of a in this situation:

$$\begin{aligned} \frac{A_{\text{TOT}}}{M_X} &= \frac{(E_{\text{TOT}}^{\text{HAD}})_{\text{CMS, LAB}}}{M_X} \simeq \quad (\text{worst situation}) \\ &\simeq \frac{E_{\text{MAX}}^{\text{HAD}} + E_{\text{MIN}}^{\text{HAD}}}{2\sqrt{E_{\text{MAX}}^{\text{HAD}} E_{\text{MIN}}^{\text{HAD}}}} \simeq \frac{4 E_{\text{MIN}}^{\text{HAD}}}{2\sqrt{3(E_{\text{MIN}}^{\text{HAD}})^2}} = \frac{2}{\sqrt{3}} \simeq 1.155 \end{aligned} \quad (54)$$

where again the high energies approximation has been used in obtaining the second equality. Thus, in a single event and in the worst situation, the difference between A_{TOT} and M_X could have been as large as 15%, but this is a limiting event; when averaging over all the events the difference becomes $\ll 15\%$ and consequently hidden by the uncertainties on $\langle n_{ch} \rangle$. It is therefore possible to safely employ ISR (p-p) data analysed in terms of M_X to make a comparison with other processes data if a very high precision is not required.

9 Dependence of a from $\Delta\theta$ and Δy

In this last section the dependence of a from $\Delta\theta$ and Δy is studied with the main purpose of proving that the result here obtained cannot be fortuitous as changing kinematical conditions means to change the numerical value of a : other values of $\Delta\theta$ and of Δy would bring to different values of a and the match between (e^+e^-) , (p-p) and DIS achieved in this paper would have not been obtained.

From equation (30) we see that a increases with θ and decreases with the interval in y (centered at 0.5). The situations will be studied when a has its maximum and minimum value, and when there is no phase space reduction.

It is of course safer to vary $\Delta\theta$ than Δy as from the latter depends the purity of the DIS sample. Only safe values for the minimum and the maximum of y will be considered.

A maximum for $2\langle\sqrt{y(1-y)}\rangle$ is obtained by selecting a sample of balanced events:

$$y = \frac{1}{2} \longrightarrow 2\langle\sqrt{y(1-y)}\rangle_{\text{MAX}} = 1 \quad (55)$$

while unbalanced events induce a minimum for a . If events with a fast leading proton and a low energy outgoing positron are chosen (event unbalanced in E^H towards hemisphere 2)

$$\begin{cases} x_F \in [0.6; 0.8] \\ (E_e')_{\text{MIN}}^{\text{CMS}} \in [43, 7; 70] \text{ GeV} \end{cases} \quad (56)$$

then we get, with the same procedure used above:

$$\begin{cases} y_{\text{MIN}} = 0.220 & (\text{already obtained}) \\ y_{\text{MAX}} = 0.431 \end{cases} \quad (57)$$

from which

$$\langle \sqrt{y(1-y)} \rangle_{\text{MIN}} = 0.464 \quad (58)$$

and this value may be used to re-evaluate a in changed conditions. As showed in (17') the analytical minimum for a is 1:

$$a \equiv \frac{A_{\text{TOT}}}{M_{\text{eff}}} \leq 1 \quad (59)$$

but it is not possible to reach this value in true experiments as measurements should be performed in very small and collinear intervals in θ (say $\theta_{\text{LAB}} \in [0^0; 5^0]$).

Perhaps, a realistic possibility could be $\theta_{\text{CMS}} \in [0^0; 90^0]$ that is $\theta_{\text{LAB}} \in [0^0; 20^0]$. In such a case

$$\langle (1 - \cos \theta)_{\text{CMS}}^2 \rangle \simeq 0.23 \quad (60)$$

which yields

$$a_{\text{MIN}} \simeq \sqrt{1 + \frac{0.23}{1}} \simeq 1.1 \quad (61)$$

that is, in such conditions A_{TOT} and M_X would be in practice undistinguishable owing to the already recalled bad resolution. Such a study would have never been able to reveal any difference between A_{TOT} and M_{eff} and the Universality Features would have been evident even using M_{eff} as it happened in some previous experiments.

In order to get much greater values for a than that obtained in this work, we should go to the other side of the polar angle range, imposing, for example, $\theta_{\text{CMS}} \in [150^0; 180^0]$. But this would mean to say $\theta_{\text{LAB}} \in [174^0; 180^0]$ that is a ridiculous interval. We are thus forced to assume

$$a_{\text{MAX}} \gtrsim 2 \quad (\text{using } \langle \sqrt{y(1-y)} \rangle_{\text{MIN}} = 0.464) \quad (62)$$

This shows how this study has already been conducted around the maximum value for a . In the end, it is interesting to see what would have been obtained by working in the full phase space. Imposing:

$$\Delta\theta_{\text{LAB}} = \Delta\theta_{\text{CMS}} = [0^0; 180^0] \quad (63)$$

we get

$$\langle (1 - \cos \theta)_{\text{CMS}}^2 \rangle = 1.5 \quad (64)$$

so that

$$a_{(\text{FULL PHASE SPACE})} = \sqrt{1 + \frac{1.5}{(0.959)^2}} \simeq 1.62 \quad (65)$$

a value that is about 20% less than what has been found in the reduced phase space. This result, combined with the worse resolution at the two ends of the

ZEUS calorimeter, shows that a full phase space study would have been loosely able to reveal a smaller difference between A_{TOT} and M_X .

What obtained in this section shows how the estimated value for a and the consequent gathering of data referred to different processes, has a quite pronounced dependence from the “contour” conditions. This means that a possible fortuitousness of the agreement obtained would be quite unlikely. Anyway, it is surely necessary to perform direct analyses to check if A_{TOT} works well in different conditions and kinds of experiments, particularly in those involving the indirect Leading Effect: above all, this could be the final way to check the geometrical justification for the introduction of A_{TOT} .

10 Conclusions

After reconsidering the kinematics of the Leading Effect, a new invariant has been introduced. It is likely to be the universal quantity effectively available to multiparticle production and, as such, the variable that correctly describes the hadronization processes in any kind of particle collisions. Consequently, it has been called the Total Available Quadri-Scalar and denoted with A_{TOT} .

The universality of $\langle n_{ch} \rangle$ has been recovered after that other works [1] had pointed out its non-universality when considering DIS processes and analysing in terms of the invariant hadronic mass M_X .

This result suggests that M_X is definitively ruled out and proposes A_{TOT} as its “successor”.

References

- [1] Multiplicity distribution in DIS at HERA. Abstract: 892
Proceedings of the XXXth International Conference on High Energy Physics; Osaka, JAPAN (08/2000)
- [2] Evidence of the same multiparticle production mechanism in (pp) collision as in (e^+e^-) annihilation.
M.Basile *et al.*, Phys. Lett. 92B, 367 (1980)
- [3] The Creation of Quantum Chromo Dynamics and The Effective Energy
V. N. Gribov, G. 't Hooft, G. Veneziano, V.F. Weisskopf
Edited by L.N. Lipatov (1998)
- [4] M.Basile *et al.*, Lett. N. Cim. 32, N.11, 321 (1981)
- [5] M.Basile *et al.*, Phys. Lett. 95B, N.2, 311 (1980)
- [6] M.Basile *et al.*, N. Cim. 58A, N.3, 193 (1980)
- [7] M.Basile *et al.*, Lett. N. Cim. 32, N.7, 210 (1981) ,
- [8] M.Basile *et al.*, Phys. Lett. 99B, N.3, 247 (1981)
- [9] M.Basile *et al.*, Lett. N. Cim. 31, N.8, 273 (1981)

- [10] M.Basile *et al.*, Phys. Lett. **99B**, N.3, 247 (1981)
- [11] M.Basile *et al.*, Lett. N. Cim. **29**, N.15, 491 (1980)
- [12] M.Basile *et al.*, Lett. N. Cim. **41**, N.9, 293 (1984)
- [13] M.Basile *et al.*, N. Cim. **66A**, N.2, 129 (1981)
- [14] M.Basile *et al.*, Lett. N. Cim. **30**, N.16, 481 (1981)
- [15] M.Basile *et al.*, Lett. N. Cim. **30**, N.16, 487 (1981)
- [16] M.Basile *et al.*, N. Cim. **73A**, N.4, 329 (1983)
- [17] “Evidence for η' leading production in gluon-induced jets”
L. Cifarelli, T. Massam, D.Migani, A. Zichichi
European Organization for Nuclear Research (1997) – CERN papers
- [18] M.Basile *et al.*, Lett. N. Cim. **36**, N.10, 303 (1983)
- [19] M.Basile *et al.*, Lett. N. Cim. **37**, N.8, 289 (1983)
- [20] M.Basile *et al.*, N. Cim. **67A**, N.3, 244 (1982)