

# Do Quark Mass Effects Survive in the High- $Q^2$ Limit of DIS?

Kisselev A.V., Petrov V.A., Ryutin R.A.  
Institute for High Energy Physics  
142 281 Protvino, Russia

## Abstract

The quark mass effects at high  $Q^2$  in the current fragmentation region of DIS are analyzed. It is found that the linear combination  $F_2 - 2.75F_2^c$  scales at large  $Q^2$  and small  $x$ . The lower bound for the ratio  $F_2^c/F_2$  is obtained which lies very close to the HERA data.

# 1 Introduction

The data on open-charm production in Deep Inelastic Scattering (DIS) from HERA collider [1, 2] show that its contribution  $F_2^c$  to the structure function comes up to 40% at measured values of  $x$  and  $Q^2$  and increases faster than  $F_2$  when  $x$  becomes smaller. The contribution of b-quarks  $F_2^b$  to the total structure function is of the order 2-3%, as one can see from recent measurements of open-beauty production [3].

It is often beleived that, with increasing energy of colliding particles  $W$  and momentum transfer squared  $Q^2$ , mass effects become insignificant. However, arguments were given in [4, 5] that difference between DIS structure functions with open heavy quark production in the current fragmentation region and structure functions of the process without heavy flavours scales for large  $Q^2$ , i.e. it depends on the Bjorken variable  $x$  and heavy quark mass  $m_Q$  only. This result gives the possibility to obtain model independent (i.e. independent on the concrete choice of the gluon distribution in the nucleon) lower bound for  $F_2^c$ , which is in the good agreement with the experimental data on  $F_2^c$  [4, 5].

In the present work we analyse the problem of mass scale influence on the behaviour of physical quantities in the framework of the operator expansion [6].

For the next it is convenient to define the quantity

$$F_2^{Q\bar{Q}} = F_2^Q / e_Q^2 \quad (1)$$

instead of  $F_2^Q$  ( $Q = c, b$ ). In the same way, for the light quarks  $q = u, d, s$ , that we treat massless, let us define

$$F_2^{q\bar{q}} = F_2^q / e_q^2 . \quad (2)$$

Here  $e_{Q(q)}$ —quark electric charges.

The operator product expansion gives for the  $F_2^{Q\bar{Q}}$

$$\begin{aligned} \frac{1}{x} F_2^{Q\bar{Q}}(x, Q^2, m_Q^2) &= C_g\left(\frac{Q^2}{\mu^2}, \frac{m_Q^2}{\mu^2}, \alpha_s(\mu^2)\right) \otimes f_g(\mu^2)[x] + \\ &+ C_Q\left(\frac{Q^2}{\mu^2}, \frac{m_Q^2}{\mu^2}, \alpha_s(\mu^2)\right) \otimes f_Q(\mu^2)[x] + \\ &+ C_q\left(\frac{Q^2}{\mu^2}, \frac{m_Q^2}{\mu^2}, \alpha_s(\mu^2)\right) \otimes f_q(\mu^2)[x] . \end{aligned} \quad (3)$$

In (3) quantities  $C_i$  are coefficient functions, and  $f_i$  are matrix elements of corresponding composite operators, which can be identified with distribution functions of quarks and gluons inside the nucleon. At last,  $\mu$  is the renormalization point of composite operators. Symbol  $\otimes$  means convolution in the variable  $x$

$$a \otimes b[x] = \int_x^1 \frac{dz}{z} a(z) b\left(\frac{x}{z}\right) . \quad (4)$$

In (3) we have neglected higher twists contributions. To simplify notations, we do not show below obvious  $\alpha_s$ -dependence of coefficient functions.

It is well known that  $C_i$  and  $f_i$  separately depend on the given renormalization scheme. Usually the  $\overline{\text{MS}}$ -scheme is more preferable than the MOM-scheme, because of more complicated calculations in the framework of the second one.

Nevertheless, the MOM-scheme has its advantages. One of them – universality of calculation algorithm for coefficient functions in any order of perturbation theory. Advantages of use of the scheme with subtraction to remove divergences in diagrams with heavy quarks were noted in [7], where it was proposed the mixed, so called, CWZ renormalization scheme.

The purpose of the present work – to show, that effects related to the heavy quark mass  $m_Q$ , "survive" in the large  $Q^2$  limit. The linear combination of structure functions  $F_2$  and  $F_2^c$  will be found, that has scaling properties. It is found that this scaling takes place in different renormalization schemes. The lower bound for the ratio  $F_2^c/F_2$  as the function of  $x$  at fixed values of  $Q^2$  is calculated in the article. Obtained results are compared with the experimental data.

## 2 Asymptotic relations between structure functions

We are interested in the behaviour of  $F_2^c$  at large  $Q^2$  and small  $x$ . We suppose that in this region the production of heavy quarks results from gluons, and heavy quarks do not included in the evolution of light quarks and gluons.

Then we can write

$$\begin{aligned} \frac{1}{x} F_2^{Q\bar{Q}}(x, Q^2, m_Q^2) &= C_g\left(\frac{Q^2}{\mu^2}, \frac{m_Q^2}{\mu^2}\right) \otimes f_g(\mu^2)[x] + \\ &+ C_Q\left(\frac{Q^2}{\mu^2}, \frac{m_Q^2}{\mu^2}\right) \otimes f_Q(\mu^2)[x] . \end{aligned} \quad (5)$$

Taking  $\mu^2 = \mu_0^2$ , where  $\Lambda_{\text{QCD}}^2 \ll \mu_0^2 \ll Q^2$ , and neglecting "intrinsic charm" ("beauty") in the nucleon, i.e. assuming, that there is a scale  $\mu_0^2$ , at which heavy quark distribution function is small compared to the gluon distribution function, we get from (5) the relation

$$\frac{1}{x} F_2^{Q\bar{Q}}(x, Q^2, m_Q^2) = C_g\left(\frac{Q^2}{\mu_0^2}, \frac{m_Q^2}{\mu_0^2}\right) \otimes f_g(\mu_0^2)[x] . \quad (6)$$

Let us define the quantity

$$\Delta F_2 = F_2^{q\bar{q}}(x, Q^2) - F_2^{Q\bar{Q}}(x, Q^2, m_Q^2) . \quad (7)$$

Considering, that at small  $x$  the main contribution to the DIS structure function without heavy quark production is determined by distribution of gluons, i.e. by formula analogous to (6), we find

$$\frac{1}{x} \Delta F_2 = \Delta C_g \otimes f_g(\mu_0^2)[x] , \quad (8)$$

where

$$\Delta C_g = C_g\left(y, \frac{Q^2}{\mu_0^2}, 0\right) - C_g\left(y, \frac{Q^2}{\mu_0^2}, \frac{m_Q^2}{\mu_0^2}\right) . \quad (9)$$

Calculation of the gluon coefficient function in the order  $O(\alpha_s)$  in the MOM-scheme was given in [8]. Using the expression obtained there, we obtain from (9):

$$\Delta C_g \simeq \Delta C_g^{(1)}(y, \frac{m_Q^2}{\mu_0^2}) = \frac{\alpha_s}{8\pi} \left\{ \left( y^2 + (1-y)^2 \right) \ln \left[ 1 + \frac{m_Q^2}{\mu_0^2 y(1-y)} \right] - \frac{m_Q^2 (1 + 2y(1-y))}{m_Q^2 + \mu_0^2 y(1-y)} \right\}. \quad (10)$$

Thus, the quantity  $\Delta F_2$  tends to the finite (depending on  $x$  and the heavy quark mass only) limit  $\Delta F_2(x, m_Q^2)$  at large  $Q^2$ . It was shown in [8], that this result is not the artifact of the MOM-scheme only, although the expression itself for the quantity  $\Delta_g$ , of course, depends on the renormalization scheme.

Starting from the expression for  $\Delta C_g$  (10) it is easy to see, that for  $y \leq 0.1$  (small  $y$  region is important in the analysis of the behavior of the structure function at  $x \ll 1$ )

$$\Delta C_g > 0. \quad (11)$$

It follows specifically from the explicit form of  $C_g(y, \frac{Q^2}{\mu^2})$  in the MOM-scheme for the massless case in the order  $\alpha_s$  for any  $Q^2$  and  $\mu^2$ , obtained in [8], that

$$C_g(y, \frac{Q^2}{\mu_0^2}) \Big|_{Q^2=m_Q^2} > \Delta C_g(y, \frac{m_Q^2}{\mu_0^2}). \quad (12)$$

Then from (8), (11), (12) we conclude:

$$F_2^{q\bar{q}}(x, Q^2) \Big|_{Q^2=m_Q^2} > \Delta F_2(x, m_Q^2) > 0. \quad (13)$$

Inequalities (13) are used below to obtain the lower bound for the ratio of two observables  $F_2^c/F_2$ .

### 3 Charm contribution to the structure function

It was found in the previous section (8),(10), that the difference between contributions of light and heavy flavours to the DIS structure function scales for  $Q^2 \rightarrow \infty$ .

Taking as a basis this result, it is easy to see, that the following linear combination of measurable quantities [5]

$$\begin{aligned} \Sigma_\alpha(x, Q^2) &\equiv F_2(x, Q^2) + \alpha F_2^c(x, Q^2, m_c^2) - \\ &- (4\alpha + 11) F_2^b(x, Q^2, m_b^2) \end{aligned} \quad (14)$$

has scaling behaviour, where  $\alpha$  is an arbitrary constant.

To cancel the contribution of b-quarks from (14), we take  $\alpha = -2.75$ . Then we obtain the prediction, that the linear combination

$$\Sigma = F_2 - 2.75 F_2^c \quad (15)$$

must tend to a certain function, that depends only on the Bjorken variable  $x$  (and the heavy quark mass) for  $Q^2 \rightarrow \infty$ .

Using the expression for  $\Delta C_g$  in the first order, we find, that the above difference (15) tends to the scaling limit in the region  $m_Q^2 \ll Q^2$  in the following way

$$\begin{aligned} \frac{1}{x} \Sigma &= \frac{1}{9} \left[ 7 \Delta C_g^{(1)} \left( \frac{m_c^2}{\mu_0^2} \right) - \Delta C_g^{(1)} \left( \frac{m_b^2}{\mu_0^2} \right) \right] \otimes f_g(\mu_0^2)[x] + \\ &+ \frac{m_b^2 - 7m_c^2}{Q^2} \ln \left( \frac{Q^2}{\mu_0^2} \right) \cdot h \otimes f_g(\mu_0^2)[x] , \end{aligned} \quad (16)$$

where

$$h(y) = \frac{1}{9} y(1-y)[(2-3y)^2 + 3y^2] . \quad (17)$$

Since  $m_b^2 - 7m_c^2 > 0$ , we conclude, that the value of the correction in the expression for  $\Sigma(x, Q^2)$  (16) must go to the independent on  $Q^2$  limit from the above.

To compare our results with the recent experimental data, we parametrize  $F_2^c$  according to the expression (16) for  $\Sigma(x, Q^2, m_Q^2)$  and fit the data from HERA collider [2].

For  $F_2$  we use the parametrization from H1 collaboration [1]:

$$F_2(x, Q^2) = \left[ ax^b + cx^d(1 + e\sqrt{x}) \left( \ln Q^2 + f \ln^2 Q^2 + \frac{h}{Q^2} \right) \right] (1-x)^g , \quad (18)$$

with parameters

a	b	c	d	e	f	g	h
3.1	0.76	0.124	-0.188	-2.91	-0.043	3.69	1.4 GeV <sup>2</sup>

For  $F_2^c$  we choose the expression qualitatively coherent to the asymptotic behaviour of the quantity  $\Sigma = F_2 - 2.75F_2^c$  in the variable  $Q^2$  (16)

$$F_2^c(x, Q^2) = \frac{1}{2.75} F_2(x, Q^2) - \bar{a} x^{\bar{b}} (1-x)^{\bar{g}} \left[ 1 + x^{\bar{c}} \frac{\bar{h}}{Q^2} \ln Q^2 \right] , \quad (19)$$

where  $F_2$  is defined above (18). Fitting the data from HERA [2] for  $6.5 \text{ GeV}^2 \leq Q^2 \leq 130 \text{ GeV}^2$  gives the following values of parameters

$\bar{a}$	$\bar{b}$	$\bar{c}$	$\bar{g}$	$\bar{h}$
0.28	0.15	-0.08	5.00	1.86 GeV <sup>2</sup>

and  $\chi^2/n.d.f. = 34.6/36 = 0.96$ .

In Fig. 1 we show the dependence of the quantity  $\Sigma$  as a function of  $Q^2$  for two values of  $x$ , for which we have the array of experimental data, obtained at different  $Q^2$  and  $x$ , closest to the given values  $x = 0.01$  and  $x = 0.001$ . As we see, experimental data are in a good agreement with our result on the approach to scaling behaviour from above but the very existence of the scaling may be checked at higher  $Q^2$ .

As was found in [5], inequalities (13) allow us to obtain the following estimation for the ratio of measurable structure functions:

$$\frac{F_2^c(x, Q^2)}{F_2(x, Q^2)} > 0.4 \left( 1 - \frac{F_2(x, m_c^2)}{F_2(x, Q^2)} \right) . \quad (20)$$

It is important to stress, that we did not use any parametrization for  $F_2^c$  to obtain the inequality, and also, that it does not depend on the behaviour of the gluon distribution function.

Curves represented in Fig. 2 are calculated by using the formula (20) for two values of  $c$ -quark mass and compared with the published data of ZEUS collaboration [2]. Despite the fact that these curves are lower bounds for the ratio  $F_2^c/F_2$ , they lay below and very close to the experimental points.

Our estimations show that given theoretical curves are also in a good agreement with new preliminary data of ZEUS collaboration [9], including the data for maximal measured value  $Q^2 = 565 \text{ GeV}^2$ .

## 4 Conclusions

In the present work the method we analyzed quark mass effects in DIS. It is shown by calculating in the first order of the coupling constant that the new scaling takes place in DIS, namely the certain linear combination of the DIS structure function and the DIS structure function with open charm production scales in the limit of large momentum transfer squared  $Q^2$ .

It is found that this specific scaling is in a good agreement with the  $Q^2$ -trend of recent experimental data from HERA on  $F_2^c$  and  $F_2$ .

Certainly, accounting of higher orders could change the theoretial conclusion about the scaling. The first order result can serve as an indication of the existence of interesting physical phenomenon. Influence of higher orders is a subject of our further work.

It is also calculated the lower bound for the ratio  $F_2^c/F_2$  as a function of  $x$  at fixed  $Q^2$ , independent on the shape of the gluon distribution in the nucleon, and it is compared with the data from ZEUS collaboration. This lower bound appears to be quite close to the data.

We are grateful to L.K.Gladilin for providing us full results of measurements of the ratio  $F_2^c/F_2$ , made by ZEUS collaboration.

## References

- [1] S. Aid, *et al.*, H1 Collab., Nucl. Phys. B **470**, 3 (1996).
- [2] J. Breitweg, *et al.*, ZEUS Collab., Eur. Phys. J. C **12**, 35 (2000).
- [3] C. Adloff, *et al.* H1 Collab., Phys. Lett. B **467**, 156 (1999).
- [4] A.V. Kisselev and V. A. Petrov, Z. Phys. C **75**, 277 (1997).
- [5] A.V. Kisselev and V. A. Petrov, Phys. At. Nucl. V. **60**,1533 (1997).
- [6] J.C. Collins, *Renormalization* (Cambridge, UK: Univ. Pr.,1984).
- [7] J.C. Collins, F. Wilczek and A. Zee, Phys. Rev. D **18**, 242 (1978);  
J.C. Collins, Phys. Rev. D **58**, 094002 (1998).

- [8] A.V. Kisselev, V.A. Petrov, R.A. Ryutin, submitted to Yad. Fiz.
- [9] ZEUS Collab., Abstract 853, Paper submitted to the *30th International Conference on High-Energy Physics (ICHEP2000), Osaka, Japan, 2000.*

## Figure captions

Fig. 1:  $Q^2$ -dependence of the difference of structure functions for two fixed values of  $x$ . Solid curves result from fitting the data on  $F_2^c$  from [2, 9]. Depicted experimental points have  $x$  closest to the given values  $x = 0.01$  and  $x = 0.001$ .

Fig. 2: The ration  $F_2^c/F_2$  as the function of the variable  $x$  at fixed values of  $Q^2$ . Dashed curves result from the calculation of the lower bound for  $F_2^c/F_2$  for the c-quark mass  $m_c = 1.7$  GeV, dotted curves – for the mass  $m_c = 1.3$  GeV. Experimental points are taken from [2].

Fig. 3: The same as in Fig. 2, but for other values of  $Q^2$ .



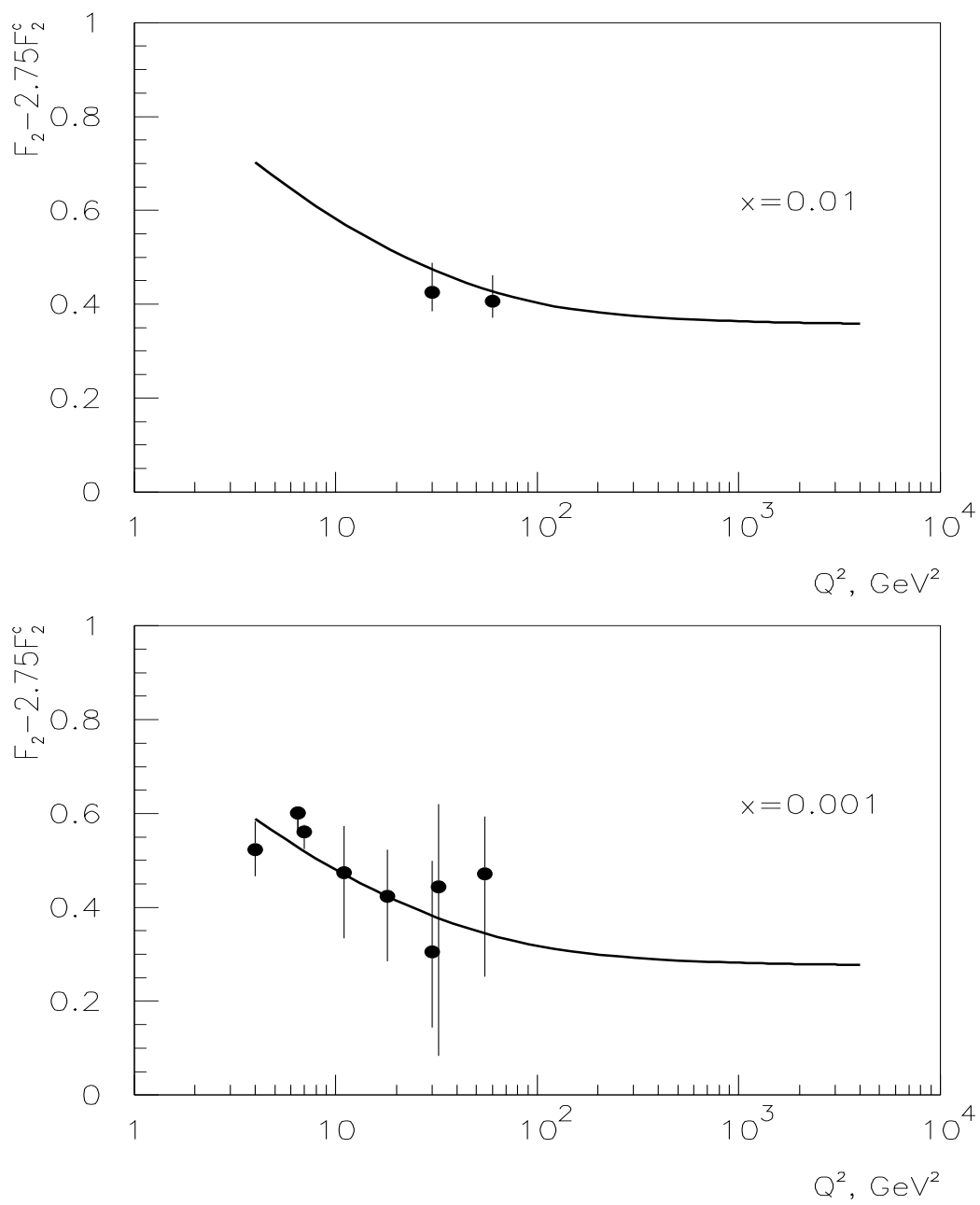


Figure 1:

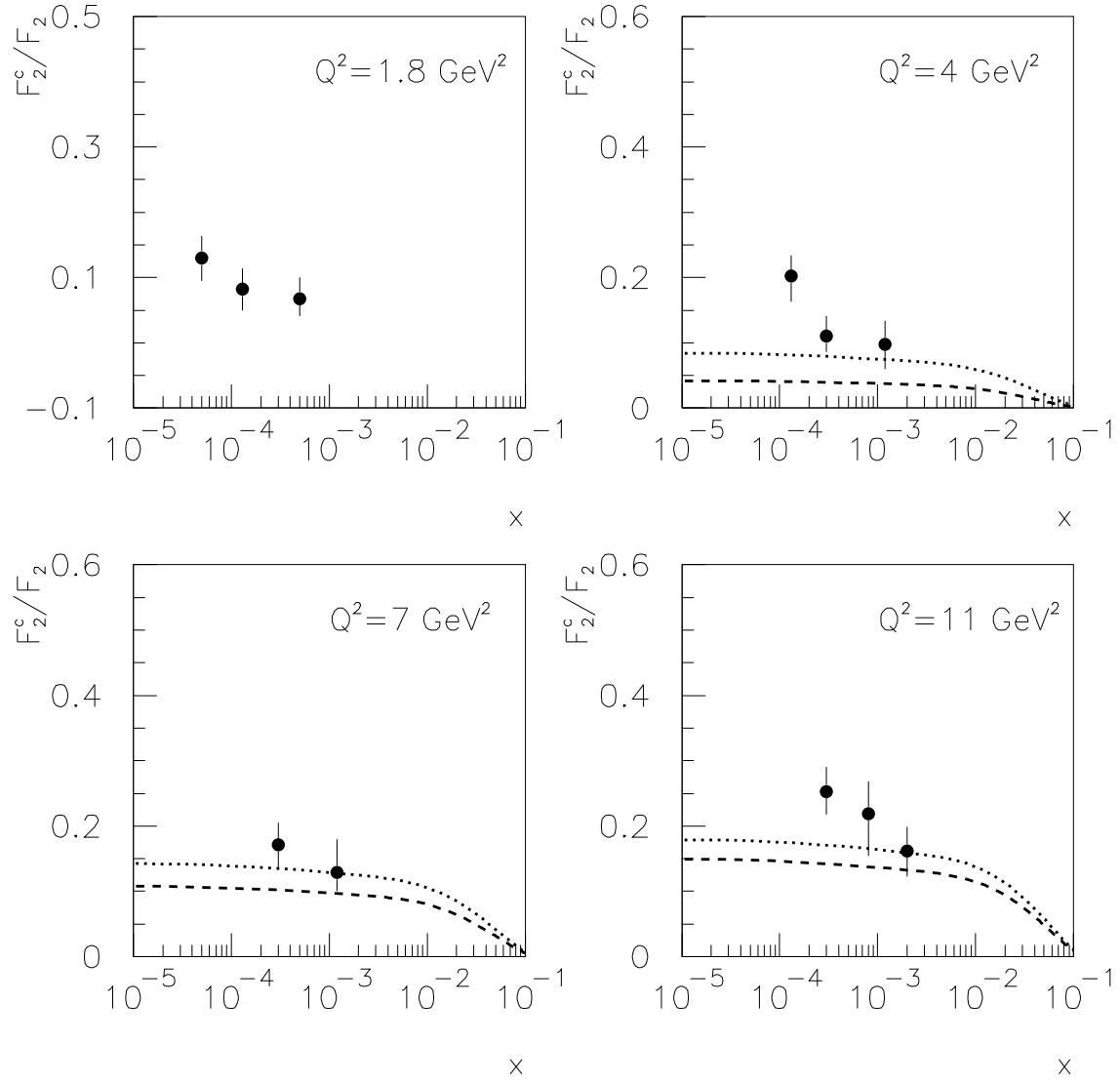


Figure 2:

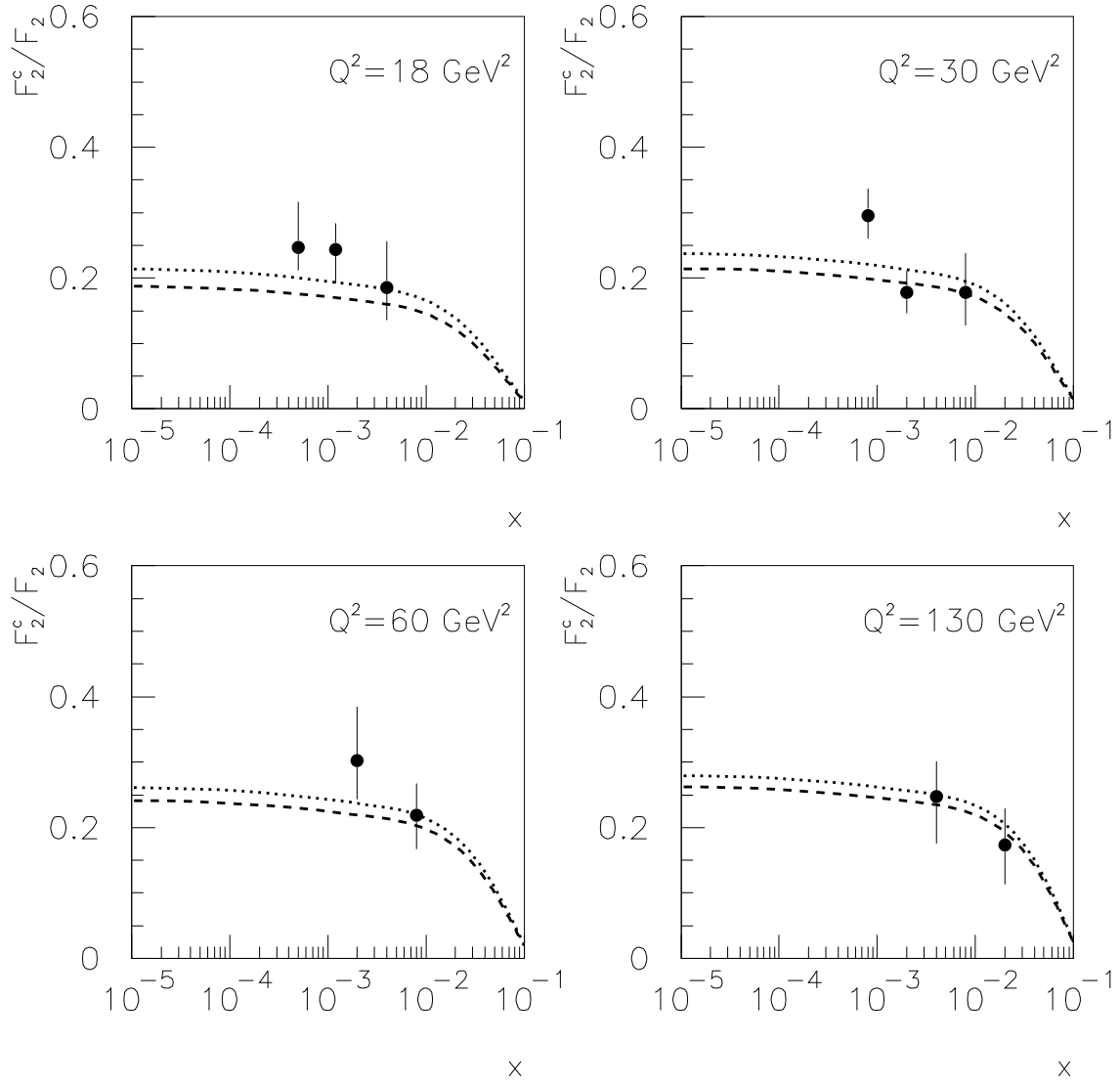


Figure 3: