

Observational constraints on the inflaton potential

Steen H. Hansen and Martin Kunz

NAPL, University of Oxford, Keble road, OX1 3RH, Oxford, UK

Direct observations provide constraints on the first two derivatives of the inflation potential in slow roll models. We show how present day observations, combined with the flow equations in slow roll parameter space, provide a non-trivial constraint on the third derivative of the inflaton potential.

PACS number(s): 98.80.Cq, 98.70.Vc

I. INTRODUCTION

Inflation is today considered a natural and necessary part of the cosmological standard model, providing the initial conditions for cosmic microwave background radiation and large scale structure formation. Our knowledge of the fundamental physics responsible for inflation is, however, very limited, and only recent observations of the cosmic background observations [1–3] and large scale structure [4–6] have provided the first glimpse of the underlying physics. This has been achieved (and is still only possible) in slow roll inflation (see [7] for a review on slow roll and list of references).

For any given inflationary model one can find the power spectrum of primordial curvature perturbations, $\mathcal{P}(k)$, which is a function of the wavenumber k . This power spectrum can be Taylor-expanded about some wavenumber k_0 and truncated after a few terms [8]

$$\ln \mathcal{P}(k) = \ln \mathcal{P}(k_0) + (n_S - 1) \ln \frac{k}{k_0} + \frac{1}{2} \frac{dn_S}{d \ln k} \Big|_{k_0} \ln^2 \frac{k}{k_0} + \dots \quad (1)$$

where the first term is a normalization constant, the second is the power-law approximation, with the case $n_S = 1$ corresponding to a scale invariant (Harrison-Zel'dovich) spectrum, and the third term is the running of the spectral index.

Early data analyses [9,10] have truncated this expansion after the first two terms, hence assuming that the bend of the spectrum is zero, $\partial_{\ln k} \equiv dn_S/d \ln k|_{k=k_0} = 0$. However, as shown in [11,12], this early truncation gives too strong constraints on both scalar and tensor indices, and the analysis must allow for a bend of the spectrum. In most slow roll (SR) models $\partial_{\ln k}$ is expected to be very small, since it is second order in small parameters [13], but there are very interesting models where this need not be the case [14–16], and $\partial_{\ln k}$ may assume values big enough to be observable (see e.g. refs. [11,17]). The more general SR models are constrained through the expansion (1), and provide constraints on the first two derivatives of the inflaton potential [18,19].

In SR it is straight forward to find the derivatives of the scalar and tensor spectral indices [13,20], $dn_S/d \ln k$ and $dn_T/d \ln k$, and these two provide the flow equations in SR space [21]. We show below how one can combine present day observation with these flow equations to obtain a non-trivial bound on the third derivative of the inflaton potential, V''' / V , under the assumption that V''' / V can be treated as a constant.

II. SLOW ROLL MODELS

Observational constraints. The constraints on slow roll parameters are highly improved when combining CMB data with data from the Lyman- α forest. The reason being that the error-ellipses for CMB and Lyman- α are almost perpendicular [19] *. The reason for using Lyman- α data [4] instead of “standard” LSS data (such as PSCz [5] or 2dFGRS [6]) is, that the Lyman- α data are obtained at high red-shift, where small scales are still linear. The bounds obtained are [19] (all at 2σ)

$$0.8 < n_s < 1.0, \quad (2)$$

$$0 < r < 0.3, \quad (3)$$

$$-0.05 < \partial_{\ln k} < 0.02, \quad (4)$$

where n_S is the scalar spectral index, r is the tensor to scalar ratio, and $\partial_{\ln k} = dn_S/d \ln k$ is the bend defined through eq. (1). These bounds directly provide constraints on the first and second derivatives of the potential,

$$M \left| \frac{V'}{V} \right| < 0.25, \quad (5)$$

$$M^2 \left| \frac{V''}{V} \right| < 0.1, \quad (6)$$

*Note that the analysis of ref. [19] assumes the absence of appreciable covariances for the Lyman- α data.

however, the third derivative is not directly constrained. To obtain a bound on V''' we must combine the observational constraints (2-4) with the flow equations in SR parameter space.

Flow equations. Slow roll models are traditionally defined through the 3 parameters ϵ, η and ξ^2 , which roughly correspond to the first, second and third derivatives of the inflaton potential. We will use the notation [7]

$$\epsilon \equiv \frac{M^2}{2} \left(\frac{V'}{V} \right)^2, \quad \eta \equiv M^2 \frac{V''}{V}, \quad \xi^2 \equiv M^4 \frac{V'V'''}{V^2}, \quad (7)$$

from which one can express the SR parameters using the directly observable quantities n, r and $\partial_{\ln k}$

$$2\xi^2 = -\partial_{\ln k} - 24\epsilon^2 + 16\epsilon\eta, \quad (8)$$

$$2\eta = n - 1 + 6\epsilon, \quad (9)$$

$$2\epsilon = \frac{r}{\kappa} = -n_T. \quad (10)$$

The factor κ in eq. (10) depends on the given cosmology [22,23], in particular on the value of Ω_Λ and Ω_M , and in this paper we will use the value $\kappa = 5$, corresponding to $\Omega_\Lambda = 0.65$ and $\Omega_M = 0.35$.

As the inflaton rolls down the potential, the values of n_S and n_T will change, and this variation is governed by the flow equations [20,13]

$$\frac{dn_S}{dN} = -4\frac{r}{\kappa} \left[(n-1) + \frac{3}{2}\frac{r}{\kappa} \right] + 2\xi^2, \quad (11)$$

$$\frac{dn_T}{dN} = -\frac{r}{\kappa} \left[(n-1) + \frac{r}{\kappa} \right], \quad (12)$$

where we have used $d \ln k = -dN$ with N the number of Hubble times (e-folds). The connection between ξ^2 and $M^3 V'''/V$ through ϵ is given by equations (7).

As N increases, the inflaton rolls down its potential, and the observable parameters are determined when the relevant scales cross outside the horizon, approximately 50-60 e-folds before the end of inflation [25]. Inflation ends, when the SR conditions are violated [25,21]

$$r < 30 \quad \text{or} \quad \left| (n_S - 1) + \frac{3}{5}r \right| < 6. \quad (13)$$

The area in (n_S, r) space inside this boundary is denoted the SR “validity-region”. The dotted (straight) lines in fig. 1 show this region, and also an example of the flow of two models. An almost trivial observation is that the observed region (2-4) lies inside the SR validity-region. In order to determine the parameters observable in CMB or LSS, one simply has to use the flow-equations (11, 12) to follow the SR-violating boundary in (13) some 50-60 e-folds back in time. By assuming that the third derivative of the potential can be treated as a constant, one sees from eqs. (7,11,12) that the flow equations are a closed set of equations, and one can easily follow the time evolution of n_S and n_T .

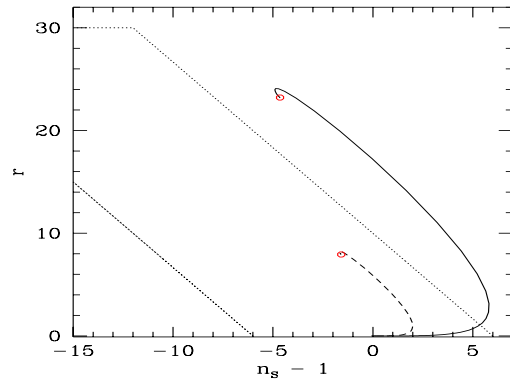


FIG. 1. Two examples of the flow of points in the (n_S, r) parameter space. Both models start at $n_S - 1 = -0.06$ and $r = 5.76 \cdot 10^{-6}$, and end on their critical points (circles). The dotted lines represent the boundary of the validity region. The first model (solid line) flows to the critical point given by $M^3 V'''/V = 10$, it crosses the boundary precisely after 50 e-folds. The model whose flow is shown as a dashed line has $M^3 V'''/V = 2$. It never leaves the SR validity region and in this case inflation never ends.

Specifically, for any given value of the third derivative of the potential, V'''/V , we can flow back 50-60 e-folds, and by demanding that the resulting parameters $(n, r, \partial_{\ln k})$ land in the region allowed by observations, eqs. (2-4), we can put constraints on V'''/V . We find

$$4.4 < M^3 \left| \frac{V'''}{V} \right|, \quad (14)$$

which is the main result of this paper. It is important to repeat, that this results has been obtained under the assumption that V'''/V can be treated as a constant from the time when the scales important for CMB and LSS cross outside the horizon, until the end of slow roll inflation. It is somewhat disturbing that this lower bound is much larger than the corresponding upper bounds on the first two derivatives, eqs. (5,6), which may indicate that the constraint $V'''/V = \text{const}$ should be lifted. On the other hand, as we will discuss later, ref. [15] describes a model motivated by supersymmetry breaking, which exhibits exactly this behavior.

III. DISCUSSION

It is straight forward to understand what happens in SR parameter space. The critical points (the points where the flow-lines end) are the points where both

$$dn_T/dN = 0 \quad \text{and} \quad dn_S/dN = 0. \quad (15)$$

The first condition gives the two lines, $r = 0$ or $r = -\kappa(n-1)$. One sees that $r = 0$ inserted into $dn_S/dN = 0$ gives $\xi^2 = 0$, which we will just ignore for the present

discussion. The other line, $r = -\kappa(n-1)$, gives $\xi^2 = (n-1)^2$. This is the critical point of importance for SR inflation. Linearizing the flow equations near this point shows that it is (for $\xi^2 > 0$) an asymptotically stable critical point, and most points (models) will eventually flow to it. Hence, if it is outside the SR validity-region, the flow-equations will force the models to cross the boundary, and crossing the boundary in eq. (13) denotes the end of SR inflation. Such a critical point outside the SR validity-region may thus *both* provide SR parameters in agreement with observations, and also end inflation. On the other hand, if the critical point is inside the validity-region, then the flow-equations will never (except in particular cases) both allow inflation to end, and give values in agreement with observations. We thus see that the constraint in eq. (14) essentially arises from the demand, that the critical point must lie outside the SR validity-region in eq. (13).

Our numerical investigation has shown that, although models with $\xi^2 < 0$ are not constrained by this argument due to the absence of the critical point, they seem unable to provide parameters in agreement with observations.

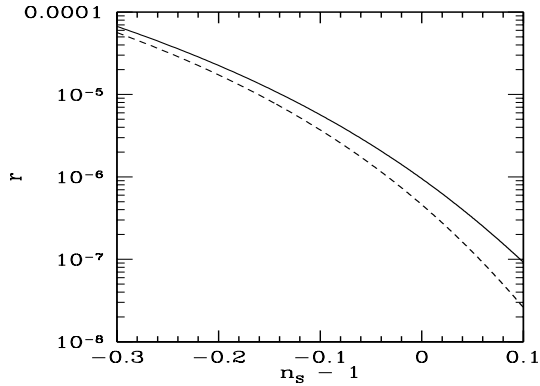


FIG. 2. r as a function of $n_s - 1$ when the scales important for CMB and LSS cross outside the horizon. The solid line is the upper bound on r for $N=50$, and the dashed line is for $N=60$. Larger values of V'''/V give smaller r .

In order to illustrate our findings, we consider a few examples of inflationary models. A particularly simple model is the limit of power law inflation, where the potential can be written as $V(\phi) = \exp\{-\sqrt{2/q}\phi\}$ [7]. In this case one finds that the observable quantities $r = 10/q$ and $n_s - 1 = -2/q$ are constant in time. Indeed, they sit precisely on the critical point mentioned above. Clearly inflation does not end in this model without introducing an additional mechanism. Our analysis does not cover such an external end to inflation, but we can note that in this case the critical point must lie *inside* the validity region for inflation to take place at all. When a mechanism to end inflation is invoked, the fixed point must be moved outside the validity region, and V'''/V cannot be kept constant. Any further predictions depend on the

precise way inflation is ended and are beyond the scope of this paper.

Another possibility is a monomial potential of the form $V(\phi) = \lambda M^{4-p}\phi^p$. It can be shown (see eg. [7]) that $\phi = \sqrt{2Np}M$ when cosmological scales leave the horizon, and therefore $n_s - 1 = -(2+p)/(2N)$ and $r = \kappa p/(2N)$. Imposing $|n_s - 1| < 0.2$ leads to the condition $p+2 < 0.4N \approx 20$. The third derivative has to be much smaller than 1 in this case, which seems challenged by the result found above, eq. (14). Furthermore, if $p = 2$ the third derivative vanishes identically and $\xi^2 = 0$. The critical point is then at $n_s - 1 = r = 0$ and inflation must be ended (as for the power law case) via an additional mechanism.

As mentioned above, ref. [15] discusses a model motivated by dynamical supersymmetry breaking. In their example, the part of the potential relevant for inflation is $V(\phi) = V_0[1 + \alpha(M/\phi)^p]$, and V_0 is assumed to dominate the potential (i.e. $\alpha \ll (\phi/M)^p$). This leads to a first constraint, $\epsilon \ll \eta$. Hence the ratio r of the tensor to scalar contribution should be much smaller than $n_s - 1$, which is consistent with the low upper limit on r found in this paper (see fig. 2). Additionally one finds that the ratio of $M^3 V'''/V$ to η is given by $(p+2)(M/\phi)$. The slow roll region is characterized by $\phi_0 < \phi \ll M$ (where ϕ_0 is defined as the field value at which ϵ is of order unity and SR inflation stops). The second inequality lets us conclude that the third derivative of the potential during SR is expected to be larger than η . Hence in this model the result (14) is no surprise, but actually expected.

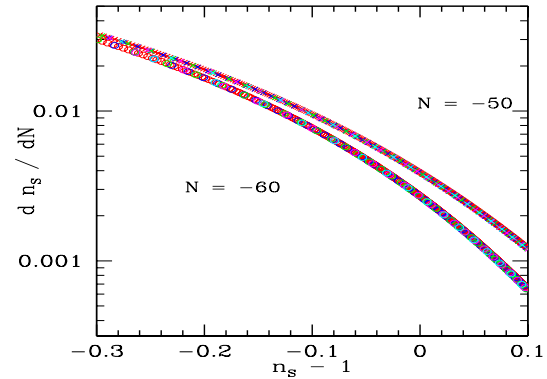


FIG. 3. dn_s/dN as a function of $n_s - 1$ relevant for CMB and LSS. The many dots represent points on the boundary of the validity region followed back 50 (respectively 60) e-folds for different V'''/V in agreement with eq. (14). The prediction for the correlation between n_s and dn_s/dN is only weakly dependent on N .

The flow-equations were also considered in ref. [21], where the assumption was made that $x'' = 0$, where $x = V'/V$. In this case the two lines for $dn_T/dN = 0$ and $dn_S/dN = 0$ are identical, and one has a complete line as attractor. Ref. [21] also considered the more general

case of $x'' = \text{const}$, however, as shown above (and also discussed in ref. [26]) the critical points are more specific.

Let us note, that the approach of this paper differs from the results of ref. [18], where it was pointed out, that an observation of $\partial_{\ln k}$ would provide knowledge about V''' . The difference being, that in our case we have only an observational *upper bound* on r , and without the use of the flow equations, this will leave V''' unknown.

The approach described in this work can naturally be extended to find the fourth derivative of the inflaton potential, $V^{(4)}$, if only a bound is obtained on the second derivative of the scalar index, $d^2 n_S / dN^2$. This comes about because one can write

$$\frac{d^2 n_S}{dN^2} = 4\epsilon M^4 \frac{V^{(4)}}{V} + f(n_S, r, \partial_{\ln k}), \quad (16)$$

where $f(n_S, r, \partial_{\ln k})$ is a simple function of $(n_S, r, \partial_{\ln k})$ (see e.g. the appendix of [12]).

IV. PREDICTIONS

It is interesting that the combination of the flow equations with the observational constraints also provide predictions. As seen in fig. 2, with the scalar spectral index in the region, $0.8 < n_S < 1.0$ one predicts $r < 3 \cdot 10^{-5}$. This means, that if tensor modes should be measured to be higher, then either the assumption of constant third derivative is not good; or slow roll inflation would be challenged.

From fig. 3 one gets a clear connection between n and $\partial_{\ln k}$, which only depends slightly on the number of e-folds. For $N = 50$ and n_S in the range (2) one finds $0.003 < dn_S/dN < 0.02$. This is just a factor of a few smaller than the existing bounds [19], and may in the near future provide information on the validity of slow roll inflation. One can speculate, that an improved determination of both n_S and dn_S/dN by a factor of 20 would allow a distinction between $N=50$ and $N=60$, giving information about fundamental inflationary quantities such as the reheat temperature.

V. CONCLUSION

The combination of CMB observations with data from the Lyman- α forest have given us information on the first two derivatives of the inflaton potential. We have here shown how the combination of present observations, and the flow equations in slow roll parameter space, allows one to obtain a non-trivial bound on the third derivative of the inflaton potential. As a by-product we have found a clear correlation between n_S and dn_S/dN as well as an upper bound on the scalar to tensor ratio r , which in the near future will be tested with improved CMB and LSS data.

ACKNOWLEDGEMENTS

It is a pleasure to thank Pedro Ferreira and Francesco Villante for comments and discussions, and Massimo Hansen for inspiration. SHH is supported by a Marie Curie Fellowship of the European Community under the contract HPMFCT-2000-00607. MK is supported by a Marie Curie Fellowship of the Swiss National Science Foundation under the contract 83EU-062445.

-
- [1] C.B. Netterfield et al., astro-ph/0104460.
 - [2] A.T. Lee et al., astro-ph/0104459.
 - [3] N. W. Halverson et al., astro-ph/0104489.
 - [4] R. A. C. Croft et al., astro-ph/0012324.
 - [5] W. Saunders et al., Mon. Not. R. Astron. Soc., **317**, 55 (2000)
 - [6] Will J. Percival et al., astro-ph/0105252.
 - [7] D. H. Lyth and A. Riotto, Phys. Rept. **314**, 1 (1999).
 - [8] J. E. Lidsey, A. R. Liddle, E. W. Kolb, E. J. Copeland, T. Barreiro and M. Abney, Rev. Mod. Phys. **69**, 373 (1997).
 - [9] X. Wang, M. Tegmark and M. Zaldarriaga, astro-ph/0105091
 - [10] W. H. Kinney, A. Melchiorri and A. Riotto, Phys. Rev. D **63** (2001) 023505.
 - [11] E. J. Copeland, I. J. Grivell and A. R. Liddle, astro-ph/9712028.
 - [12] S. Hannestad, S. H. Hansen and F. L. Villante, Astropart. Phys. **16** (2001) 137.
 - [13] A. Kosowsky and M. S. Turner, Phys. Rev. **D52**, 1739 (1995).
 - [14] E. D. Stewart, Phys. Lett. **B391** (1997) 34; Phys. Rev. **D56** (1997) 2019.
 - [15] W. H. Kinney and A. Riotto, Phys. Lett. **B435** (1998) 272.
 - [16] S. Dodelson and E. Stewart, astro-ph/0109354.
 - [17] L. Covi and D. H. Lyth, Phys. Rev. **D59** (1999) 063515.
 - [18] A. R. Liddle and M. S. Turner, Phys. Rev. D **50** (1994) 758 [Erratum-ibid. D **54** (1994) 2980].
 - [19] S. Hannestad, S. H. Hansen, F. L. Villante and A. J. Hamilton, astro-ph/0103047 (to appear in Astropart. Phys.)
 - [20] A. R. Liddle and D. H. Lyth, Phys. Lett. **B291** (1992) 391.
 - [21] M. B. Hoffman and M. S. Turner, Phys. Rev. D **64** (2001) 023506.
 - [22] L. Knox, Phys. Rev. **D52**, 4307 (1995).
 - [23] M. S. Turner and M. White, Phys. Rev. **D53**, 6822 (1996).
 - [24] S. Dodelson, W. H. Kinney and E. W. Kolb, Phys. Rev. **D56**, 3207 (1997).
 - [25] E. W. Kolb and M. S. Turner, *Redwood City, USA: Addison-Wesley (1990) 547 p. (Frontiers in physics, 69).*
 - [26] C. A. Terrero-Escalante and A. A. Garcia, astro-ph/0108188.