

# GENIUS - A New Facility of Non-Accelerator Particle Physics

H.V. Klapdor-Kleingrothaus <sup>a</sup>

<sup>a</sup>Max-Planck-Institut für Kernphysik, P.O.Box 10 39 80, D-69029 Heidelberg, Germany  
Spokesman of HEIDELBERG-MOSCOW and GENIUS Collaborations  
e-mail:klapdor@gustav.mpi-hd.mpg.de, home page: <http://mpi-hd.mpg.de/non-acc/>

The GENIUS (Germanium in Liquid Nitrogen Underground Setup) project has been proposed in 1997 [1] as first third generation double beta decay project, with a sensitivity aiming down to a level of an effective neutrino mass of  $\langle m \rangle \sim 0.01 - 0.001$  eV. Such sensitivity has been shown to be indispensable to solve the question of the structure of the neutrino mass matrix which cannot be solved by neutrino oscillation experiments alone [2]. It will allow broad access also to many other topics of physics beyond the Standard Model of particle physics at the multi-TeV scale. For search of cold dark matter GENIUS will cover almost the full range of the parameter space of predictions of SUSY for neutralinos as dark matter [3,4]. Finally, GENIUS has the potential to be the first real-time detector for low-energy (pp and  ${}^7\text{Be}$ ) solar neutrinos [6,5]. A GENIUS-Test Facility has just been funded and will come into operation by end of 2001.

## 1. Introduction

Underground physics can complement in many ways the search for New Physics at future colliders such as LHC and NLC and can serve as important bridge between the physics that will be gleaned from future high energy accelerators on the one hand, and satellite experiments such as MAP and PLANCK on the other [7]. The first indication for beyond SM physics indeed has come from underground experiments (neutrino oscillations from SK), and this type of physics will play an even large role in the future.

Concerning neutrino physics, without double beta decay there will be no solution of the nature of the neutrino (Dirac or Majorana particle) and of the structure of the neutrino mass matrix. Only investigation of  $\nu$  oscillations *and* double beta decay together can lead to an absolute mass scale.

Concerning the search for cold dark matter, even a discovery of SUSY by LHC will not have proven that neutralinos form indeed the cold dark matter in the Universe. Direct detection of the latter by underground detectors remains indispensable. Concerning solar neutrino physics, present information on possible  $\nu$  oscillations re-

lies on 0.2% of the solar neutrino flux. The total pp neutrino flux has not been measured and also no real-time information is available for the latter.

The GENIUS project proposed in 1997 (see [1, 7]) as the first third generation  $\beta\beta$  detector, could attack all of these problems with an unprecedented sensitivity.

## 2. GENIUS, Double Beta Decay and the Light Majorana Neutrino Mass

Present double beta experiments are not able to reach a limit for the (effective) neutrino mass below  $\sim 0.1$  eV. The most sensitive experiment is *since eight years* the HEIDELBERG-MOSCOW experiment using the world's largest source strength of 11 kg of 86% enriched  ${}^{76}\text{Ge}$  in form of 5 high-purity Ge detectors, run in the Gran Sasso Underground laboratory. The limits reached after 37.24 kg y of measurement  $T_{1/2}^{0\nu} > 3.5(2.1) \cdot 10^{25} \text{y}$  and  $\langle m_\nu \rangle < 0.26(0.34) \text{eV}$ , 68% and 90% c.l., respectively.

The status and potential of other experiments are shown in Fig. 1.

With the era of the HEIDELBERG-MOSCOW experiment which will remain the most sensitive

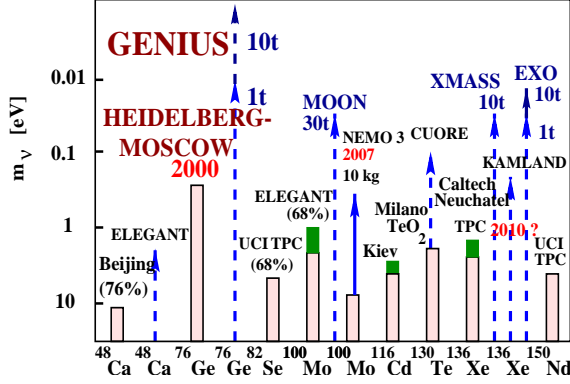


Figure 1. Present situation, 2000, and expectation for the future, of the most promising  $\beta\beta$  experiments. Light parts of the bars: present status; dark parts: expectation for running experiments; solid and dashed lines: experiments under construction or proposed experiments. For references see [12].

experiment for the next years, the time of the small smart experiments is over.

The requirements in sensitivity for future experiments to play a decisive role in the solution of the structure of the neutrino mass matrix are shown in Fig.2. Shown are the expectations for the effective neutrino mass (the observable in  $\beta\beta$  decay) from the present experimental status of all existing neutrino oscillation experiments in the different presently experimentally favored neutrino mass models [2,8].

It can be seen that a sensitivity down to  $\langle m_\nu \rangle \approx 0.001$  eV as it may be reached *only* by the GENIUS project will be able to test *all* neutrino scenarios allowed by the oscillation experiments, except for one, the not favoured hierarchical LOW solution. For details see [2,8,9].

To reach this level of sensitivity  $\beta\beta$  experiments have to become large. A source strength of up to 10 tons of enriched material touches the world production limits. At the same time the background has to be reduced by a factor of 1000 and more compared to that of the HEIDELBERG-

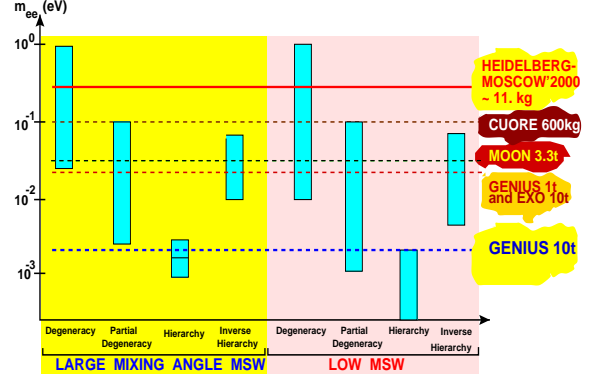


Figure 2. Values expected from  $\nu$  oscillation experiments for  $m_{ee} \equiv (\langle m_\nu \rangle)$  in different schemes. The expectations are compared with the present neutrino mass limits obtained from the HEIDELBERG-MOSCOW experiment as well as the *expected* sensitivities for the CUORE, MOON, EXO proposals and the 1 ton and 10 ton proposal of GENIUS [8]. For references and more details about the different experiments see [7,12].

MOSCOW experiment.

Table 1 lists some key numbers for GENIUS, and of the main other proposals made after the GENIUS proposal. Their potential is shown also in Fig.2. It is seen that not all of these proposals fully cover the region to be probed. Among them is also the recently presented MAJORANA project.

In the GENIUS project a reduction by a factor of more than 1000 down to a background level of 0.1 events/tonne y keV in the range of  $0\nu\beta\beta$  is reached by removing all material close to the detectors, and by using naked Germanium detectors in a large tank of liquid nitrogen. It has been shown that the detectors show excellent performance under such conditions [5].

For technical questions and extensive Monte Carlo simulations of the GENIUS project for its application in double beta decay we refer to [5].

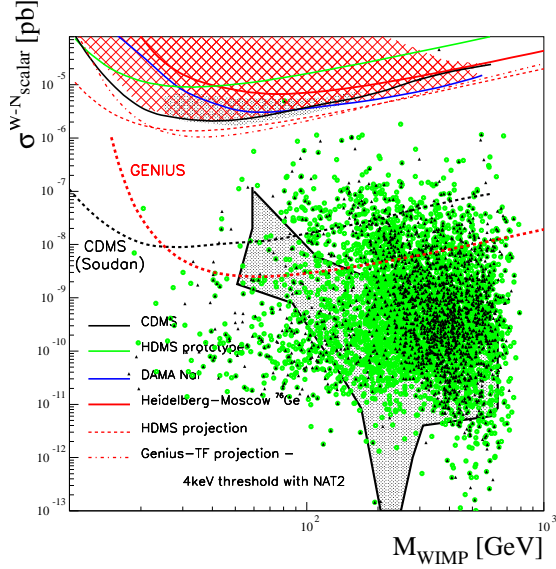


Figure 3. WIMP-nucleon cross section limits in pb for scalar interactions as function of the WIMP mass in GeV. Shown are contour lines of present experimental limits (solid lines) and of projected experiments (dashed lines). Also shown is the region of evidence published by DAMA. The theoretical expectations are shown by a scatter plot (from [4]) and by the grey region (from [11]).

### 3. GENIUS and Other Beyond Standard Model Physics

GENIUS will allow besides the major step in neutrino physics described in section 2 the access to a broad range of other beyond SM physics topics in the multi-TeV range. Already now  $\beta\beta$  decay probes the TeV scale on which new physics should manifest itself (see, e.g. [1,10]). Basing to a large extent on the theoretical work of the Heidelberg group in the last four years, the HEIDELBERG-MOSCOW experiment yields results for SUSY models (R-parity breaking, sneutrino mass), leptoquarks (leptoquarks-Higgs coupling), compositeness, right-handed W mass, nonconservation of Lorentz invariance and equivalence principle, mass of a heavy left or righthanded neutrino, competitive to corresponding results from high-energy accelerators like TEVATRON and HERA.

The potential of GENIUS extends into the multi-TeV region for these fields and its sensitivity would correspond to that of LHC or NLC and beyond (for details see [7,10]).

### 4. GENIUS and Cold Dark Matter Search

Already now the HEIDELBERG-MOSCOW experiment is the most sensitive Dark Matter experiment worldwide concerning the raw data. GENIUS would already in a first step, with 100 kg of *natural* Ge detectors, cover a significant part of the MSSM parameter space for prediction of neutralinos as cold dark matter (Fig. 3). For this purpose the background in the energy range  $< 100$  keV has to be reduced to  $10^{-2}$  events/kg y keV, which is possible if the detectors are produced and handled on Earth surface under heavy shielding, to reduce the cosmogenic background produced by spallation through cosmic radiation (critical products are tritium,  $^{68}\text{Ge}$ ,  $^{63}\text{Ni}$ , ...) to a minimum. For details we refer to [5]. Fig. 3 shows together with the expected sensitivity of GENIUS predictions for neutralinos as dark matter by two models, one basing on supergravity [11], another starting from more relaxed unification conditions [4].

The sensitivity of GENIUS for Dark Matter corresponds to that obtainable with a  $1 \text{ km}^3$  AMANDA detector for *indirect* detection (neutrinos from neutralino annihilation at the Sun). Interestingly both experiments would probe different neutralino compositions: GENIUS mainly gaugino-dominated neutralinos, AMANDA mainly neutralinos with comparable gaugino and Higgsino components. It should be stressed that, together with DAMA, GENIUS will be the only future Dark Matter experiment, which would be able to positively identify a dark matter signal by the seasonal modulation signature. This *cannot* be achieved, for example, by the CDMS experiment.

### 5. GENIUS and Low-Energy Solar Neutrinos

Gallex and Sage measure  $\text{pp} + {}^7\text{Be} + {}^8\text{B}$  neutrinos ( $60 + 30 + 10\%$ ) down to 0.24 MeV, the

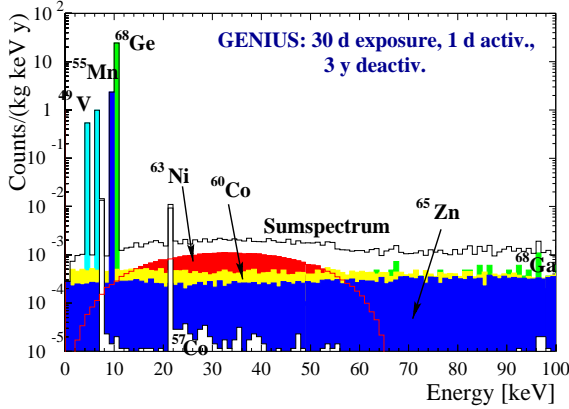


Figure 4. Simulated cosmogenic background during detector production. Assumptions: 30 days exposure of material before processing, 1 d activation after zone refining, 3 y deactivation underground (see [12]).

Chlorine experiment measured  ${}^7\text{Be} + {}^8\text{B}$  neutrinos (80%  ${}^8\text{B}$ ) above  $E_\nu = 0.817$  MeV, all without spectral, time and detection information. No experiment has separately measured the pp and  ${}^7\text{Be}$  neutrinos and no experiment has measured the *full* pp  $\nu$  flux. BOREXINO plans to measure  ${}^7\text{Be}$  neutrinos, the access to pp neutrinos being limited by  ${}^{14}\text{C}$  contamination (the usual problem of organic scintillators). GENIUS could be the first detector measuring the *full* pp ( and  ${}^7\text{Be}$ ) neutrino flux in real time.

Extending the radius of GENIUS to 13 m and improving some of the shielding parameters as described in [5,6] the background can be reduced to a level of  $10^{-3}$  events/ kg y keV (Fig. 4) (see also [12]). This will allow to look for the pp and  ${}^7\text{Be}$  solar neutrinos by elastic neutrino-electron scattering with a threshold of 11 keV or at most 19 keV (limit of possible tritium background) (Fig. 5) which would be the lowest threshold among other proposals to detect pp neutrinos, such as HERON, HELLAZ, NEON, LENS, MOON, XMASS.

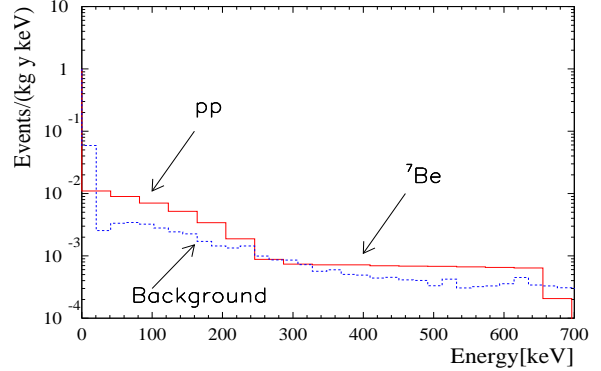


Figure 5. Simulated spectrum of low-energy solar neutrinos (according to SSM) for the GENIUS detector (1 tonne natural or enriched Ge) (from [6]).

The counting rate of GENIUS (10 ton) would be 6 events per day for pp and 18 per day for  ${}^7\text{Be}$  neutrinos, i.e. similar to BOREXINO, but by a factor of 30 to 60 larger than a 20 ton LENS detector and a factor of 10 larger than the MOON detector.

## 6. GENIUS - Test Facility

Construction of a test facility for GENIUS - GENIUS-TF - consisting of  $\sim 40$  kg of HP Ge detectors suspended in a liquid nitrogen box has been started. Up to end of 2000, three detectors each of  $\sim 2.5$  kg and with a threshold of as low as  $\sim 500$  eV have been produced.

Besides test of various parameters of the GENIUS project, the test facility would allow, with the projected background of 4 events/kg y keV in the low-energy range, to probe the DAMA evidence for dark matter by the seasonal modulation signature within about one year of measurement with 95 % c.l.. Even for an initial lower mass of 20 kg the time scale would be not larger than three years (for details see [13,14]. If using the enriched  ${}^{76}\text{Ge}$  detectors of the HEIDELBERG-MOSCOW

experiment in the GENIUS-TF setup, a background in the  $0\nu\beta\beta$  region a factor 30 smaller than in the HEIDELBERG-MOSCOW experiment could be obtained, which would allow to test the effective Majorana neutrino mass down to 0.15 eV (90% c.l.) in 6 years of measurement. This limit is similar to what much larger experiments aim at, at much larger time scale (see Table 1.).

## 7. Conclusion

The GENIUS project is - among the projected or discussed other third generation double beta detectors - the one which exploits this method to obtain information on the neutrino mass to the ultimate limit. Nature is extremely generous to us, that with an increase of the sensitivity by two orders of magnitude compared to the present limit, down to  $< m_\nu > \sim 10^{-3}$  eV, indeed essentially all neutrino scenarios allowed by present neutrino oscillation experiments can be probed.

GENIUS is the only of the new projects which simultaneously has a huge potential for cold dark matter search, and for real-time detection of low-energy neutrinos.

## REFERENCES

1. H.V. Klapdor-Kleingrothaus in Proceedings of the First International Conference on Particle Physics Beyond the Standard Model, Castle Ringberg, Germany, 8-14 June 1997, edited by H.V. Klapdor-Kleingrothaus and H.Päs, *IOP Bristol* (1998) 485-531 and *Int. J. Mod. Phys. A* **13** (1998) 3953, and *J. Phys. G* **24** (1998) 483 - 516.
2. H.V. Klapdor-Kleingrothaus, H. Päs and A.Yu. Smirnov, Preprint: *hep-ph/0003219*, (2000) and in press in *Phys. Rev. D* (2000).
3. H.V. Klapdor-Kleingrothaus and Y. Ramachers, *Eur. Phys. J A* **3** (1998) 85 - 92.
4. V.A. Bednyakov and H.V. Klapdor-Kleingrothaus, *Phys. Rev. D* **62** (2000) 043524/1-9; V.A. Bednyakov and H.V. Klapdor-Kleingrothaus, Preprint: *hep-ph/0011233* (2000).
5. H.V. Klapdor-Kleingrothaus, L. Baudis, G. Heusser, B. Majorovits and H. Päs, GENIUS - a Supersensitive Germanium Detector System for Rare Events, Proposal, *MPI-Report MPI-H-V26-1999* and Preprint: *hep-ph/9910205* and in Proceedings of the Second International Conference on Particle Physics Beyond the Standard Model "BEYOND'99", Castle Ringberg, Germany, 6-12 June 1999, edited by H.V. Klapdor-Kleingrothaus and I.V. Krivosheina, *IOP Bristol*, (2000) 915 - 1014.
6. L. Baudis and H.V. Klapdor-Kleingrothaus, *Eur. Phys. J. A* **5** (1999) 441-443.
7. H.V. Klapdor-Kleingrothaus, "60 Years of Double Beta Decay", *World Scientific, Singapore* (2001) 1253p.
8. H.V. Klapdor-Kleingrothaus, H. Päs and A.Yu. Smirnov, to be publ. (2001)
9. H.V. Klapdor-Kleingrothaus and H. Päs, Preprint: *physics/0006024* and *Comm. in Nucl. and Part. Phys.* (2000).
10. H.V. Klapdor-Kleingrothaus, in Proc of International Symposium on Lepton and Baryon Number Violation, Trento, Italy, 20-25 April, 1998, ed H.V. Klapdor-Kleingrothaus and I.V. Krivosheina, *IOP, Bristol*, (1999) 251-301 and Preprint: *hep-ex/9901021* and H.V. Klapdor-Kleingrothaus, *Springer Tracts in Modern Physics*, **163** (2000) 69 - 104.
11. J. Ellis, A. Ferstl and K.A. Olive, *Phys. Lett. B* **481** (2000) 304 - 314 and Preprint: *hep-ph/0001005* and Preprint: *hep-ph/0007113*.
12. H.V. Klapdor-Kleingrothaus, in Proc. Int. Workshop on Low Energy Solar Neutrinos, LowNu2, Dec. 4-5; and in Proc. of NOON2000 Conf., Dec. 6-8 (2000) Tokyo, Japan, ed: Y. Suzuki et al. *World Scientific, Singapore* (2001).
13. H.V. Klapdor-Kleingrothaus, L. Baudis, A. Dietz, G. Heusser, I. Krivosheina, B. Majorovits, H. Strecker, S.T. Belyaev, V.I. Lebedev and coworkers, *MPI-H-V32-2000*.
14. L. Baudis, A. Dietz, G. Heusser, B. Majorovits, H. Strecker, H.V. Klapdor-Kleingrothaus, *hep-ex/0012022*, submitted for publication.

Table 1

Some key numbers of future double beta decay experiments (and of the HEIDELBERG-MOSCOW experiment). Explanations:  $\nabla$  - assuming the background of the present pilot project. \*\* - with matrix element from [Sta90\*-II], [Tom91\*\*-I], [Hax84\*\*-I], [Wu91\*-II], [Wu92\*-II] (see Table II in [HM99\*-III]).  $\Delta$  - this case shown to demonstrate **the ultimate limit** of such experiments. For details see [7].

$\beta\beta$ - Isoto- pe	Name	Status	Mass (ton- nes)	Assumed backgr. $\dagger$ events/ kg y keV, $\ddagger$ events/kg y FWHM, * events /yFWHM	Run- ning Time (tonn. years)	Results limit for $0\nu\beta\beta$ half-life (years)	$\langle m_\nu \rangle$ ( eV )
$^{76}\text{Ge}$	HEIDEL- BERG MOSCOW [Kla99e**] [HM2000*] [-III]	run- ning	0.011 (enri- ched)	$\dagger$ 0.06 $\ddagger$ 0.24 * 2	35.5 kg y	$1.9 \cdot 10^{25}$ 90% c.l. $3.1 \cdot 10^{25}$ 68% c.l. NOW !!	< 0.34 ** 90% c.l. < 0.26 ** 68% c.l. NOW !!
$^{100}\text{Mo}$	NEMO III [NEM2000]	under constr.	$\sim$ 0.01 (enri- ched)	$\dagger$ 0.0005 $\ddagger$ 0.2 * 2	50 kg y	$10^{24-25}$	0.3-0.7
$^{130}\text{Te}$	CUORE $\nabla$ [Gui99a* -VI]	Pro- posal	0.75 (natu- ral)	$\dagger$ 0.5 $\ddagger$ 4.5 * 1000	5	$9 \cdot 10^{24}$	0.2-0.5
$^{130}\text{Te}$	CUORE	Pro- posal	0.75 (natu- ral)	$\dagger$ 0.005 $\ddagger$ 0.045 * 45	5	$9 \cdot 10^{25}$	0.07-0.2
$^{100}\text{Mo}$	MOON [Eji99b* -VI]	idea	10 (en- rich.) 100 (nat.)	?	30 300	?	0.03
$^{136}\text{Xe}$	EXO	Pro- posal	1	* 0.4	5	$8.3 \cdot 10^{26}$	0.05-0.14
$^{136}\text{Xe}$	[Dan2000a]		10	* 0.6	10	$1.3 \cdot 10^{28}$	0.01-0.04
$^{76}\text{Ge}$	GENIUS [Kla97** -VI]	Pro- posal	1 (enrich.)	$\dagger$ $0.04 \cdot 10^{-3}$ $\ddagger$ $0.15 \cdot 10^{-3}$ * 0.15 * 1.5	1 10	$5.8 \cdot 10^{27}$ $2 \cdot 10^{28}$	0.02-0.05 0.01-0.028
$^{76}\text{Ge}$	GENIUS [Kla97** -VI]	Pro- posal	10 (enrich.)	$\ddagger$ $0.15 \cdot 10^{-3}$ $0^\Delta$	10 10	$6 \cdot 10^{28}$ $5.7 \cdot 10^{29}$	0.006 - 0.016 0.002 - 0.0056

# Elsevier instructions for the preparation of a 2-column format camera-ready paper in L<sup>A</sup>T<sub>E</sub>X

P. de Groot<sup>a\*</sup> and X.-Y. Wang<sup>b</sup>

<sup>a</sup>Mathematics and Computer Science Division, Elsevier Science Publishers B.V.,  
P.O. Box 103, 1000 AC Amsterdam, The Netherlands

<sup>b</sup>Economics Department, University of Winchester,  
2 Finch Road, Winchester, Hampshire P3L T19, United Kingdom

These pages provide you with an example of the layout and style for 100% reproduction which we wish you to adopt during the preparation of your paper. This is the output from the L<sup>A</sup>T<sub>E</sub>X document class you requested.

## 1. FORMAT

Text should be produced within the dimensions shown on these pages: each column 7.5 cm wide with 1 cm middle margin, total width of 16 cm and a maximum length of 20.2 cm on first pages and 21 cm on second and following pages. The L<sup>A</sup>T<sub>E</sub>X document class uses the maximal stipulated length apart from the following two exceptions (i) L<sup>A</sup>T<sub>E</sub>X does not begin a new section directly at the bottom of a page, but transfers the heading to the top of the next page; (ii) L<sup>A</sup>T<sub>E</sub>X never (well, hardly ever) exceeds the length of the text area in order to complete a section of text or a paragraph. Here are some references: [1,2].

### 1.1. Spacing

We normally recommend the use of 1.0 (single) line spacing. However, when typing complicated mathematical text L<sup>A</sup>T<sub>E</sub>X automatically increases the space between text lines in order to prevent sub- and superscript fonts overlapping one another and making your printed matter illegible.

### 1.2. Fonts

These instructions have been produced using a 10 point Computer Modern Roman. Other

recommended fonts are 10 point Times Roman, New Century Schoolbook, Bookman Light and Palatino.

## 2. PRINTOUT

The most suitable printer is a laser printer. A dot matrix printer should only be used if it possesses an 18 or 24 pin printhead ("letter-quality").

The printout submitted should be an original; a photocopy is not acceptable. Please make use of good quality plain white A4 (or US Letter) paper size. *The dimensions shown here should be strictly adhered to: do not make changes to these dimensions, which are determined by the document class.* The document class leaves at least 3 cm at the top of the page before the head, which contains the page number.

Printers sometimes produce text which contains light and dark streaks, or has considerable lighting variation either between left-hand and right-hand margins or between text heads and bottoms. To achieve optimal reproduction quality, the contrast of text lettering must be uniform, sharp and dark over the whole page and throughout the article.

If corrections are made to the text, print completely new replacement pages. The contrast on these pages should be consistent with the rest of the paper as should text dimensions and font sizes.

---

\*Footnotes should appear on the first page only to indicate your present address (if different from your normal address), research grant, sponsoring agency, etc. These are obtained with the \thanks command.

### 3. TABLES AND ILLUSTRATIONS

Tables should be made with  $\text{\LaTeX}$ ; illustrations should be originals or sharp prints. They should be arranged throughout the text and preferably be included *on the same page as they are first discussed*. They should have a self-contained caption and be positioned in flush-left alignment with the text margin within the column. If they do not fit into one column they may be placed across both columns (using `\begin{table*}` or `\begin{figure*}`) so that they appear at the top of a page).

#### 3.1. Tables

Tables should be presented in the form shown in Table 1. Their layout should be consistent throughout.

Horizontal lines should be placed above and below table headings, above the subheadings and at the end of the table above any notes. Vertical lines should be avoided.

If a table is too long to fit onto one page, the table number and headings should be repeated above the continuation of the table. For this you have to reset the table counter with `\addtocounter{table}{-1}`. Alternatively, the table can be turned by  $90^\circ$  (‘landscape mode’) and spread over two consecutive pages (first an even-numbered, then an odd-numbered one) created by means of `\begin{table}[h]` without a caption. To do this, you prepare the table as a separate  $\text{\LaTeX}$  document and attach the tables to the empty pages with a few spots of suitable glue.

#### 3.2. Useful table packages

Modern  $\text{\LaTeX}$  comes with several packages for tables that provide additional functionality. Below we mention a few. See the documentation of the individual packages for more details. The packages can be found in  $\text{\LaTeX}$ ’s `tools` directory.

**array** Various extensions to  $\text{\LaTeX}$ ’s `array` and `tabular` environments.

**longtable** Automatically break tables over several pages. Put the table in the `longtable` environment instead of the `table` environment.

Table 2: The next-to-leading order (NLO) results *without* the pion field.

$\Lambda$ (MeV)	140	150	175	200	225	250	Exp.	$v_{18}$ [?]
$r_d$ (fm)	1.973	1.972	1.974	1.978	1.983	1.987	1.966(7)	1.967
$Q_d$ (fm <sup>2</sup> )	0.259	0.268	0.287	0.302	0.312	0.319	0.286	0.270
$P_D$ (%)	2.32	2.83	4.34	6.14	8.09	9.90	—	5.76
$\mu_d$	0.867	0.864	0.855	0.845	0.834	0.823	0.8574	0.847
$\mathcal{M}_{M1}$ (fm)	3.995	3.989	3.973	3.955	3.936	3.918	—	3.979
$\mathcal{M}_{GT}$ (fm)	4.887	4.881	4.864	4.846	4.827	4.810	—	4.859
$\delta_{1B}^{VP}$ (%)	−0.45	−0.45	−0.45	−0.45	−0.45	−0.44	—	−0.45
$\delta_{1B}^{C2:C}$ (%)	0.03	0.03	0.03	0.03	0.03	0.03	—	0.03
$\delta_{1B}^{C2:N}$ (%)	−0.19	−0.19	−0.18	−0.15	−0.12	−0.10	—	−0.21

The experimental values are given in ref. [4].



Table 1

The next-to-leading order (NLO) results *without* the pion field.

$\Lambda$ (MeV)	140	150	175	200
$r_d$ (fm)	1.973	1.972	1.974	1.978
$Q_d$ (fm <sup>2</sup> )	0.259	0.268	0.287	0.302
$P_D$ (%)	2.32	2.83	4.34	6.14
$\mu_d$	0.867	0.864	0.855	0.845
$\mathcal{M}_{M1}$ (fm)	3.995	3.989	3.973	3.955
$\mathcal{M}_{GT}$ (fm)	4.887	4.881	4.864	4.846
$\delta_{1B}^{VP}$ (%)	-0.45	-0.45	-0.45	-0.45
$\delta_{1B}^{C2:C}$ (%)	0.03	0.03	0.03	0.03
$\delta_{1B}^{C2:N}$ (%)	-0.19	-0.19	-0.18	-0.15

The experimental values are given in ref. [4].

**dcolumn** Define your own type of column.  
Among others, this is one way to obtain alignment on the decimal point.

**tabularx** Smart column width calculation within a specified table width.

**rotating** Print a page with a wide table or figure in landscape orientation using the **sidewaystable** or **sidewaysfigure** environments, and many other rotating tricks. Use the package with the **figuresright** option to make all tables and figures rotate in clockwise. Use the starred form of the **sideways** environments to obtain full-width tables or figures in a two-column article.

### 3.3. Line drawings

Line drawings should be drawn in India ink on tracing paper with the aid of a stencil or should be glossy prints of the same; computer prepared drawings are also acceptable. They should be attached to your manuscript page, correctly aligned, using suitable glue and *not transparent tape*. When placing a figure at the top of a page, the top of the figure should be at the same level as the bottom of the first text line.

All notations and lettering should be no less than 2 mm high. The use of heavy black, bold lettering should be avoided as this will look unpleasantly dark when printed.

### 3.4. PostScript figures

Instead of providing separate drawings or prints of the figures you may also use PostScript files which are included into your  $\LaTeX$  file and printed together with the text. Use one of the packages from  $\LaTeX$ 's **graphics** directory: **graphics**, **graphicx** or **epsfig**, with the **\usepackage** command, and then use the appropriate commands (**\includegraphics** or **\epsfig**) to include your PostScript file.

The simplest command is:

**\includegraphics{file}**, which inserts the PostScript file **file** at its own size. The starred version of this command:

**\includegraphics\*{file}**, does the same, but clips the figure to its bounding box.

With the **graphicx** package one may specify a series of options as a key-value list, e.g.:

```
\includegraphics[width=15pc]{file}
\includegraphics[height=5pc]{file}
\includegraphics[scale=0.6]{file}
\includegraphics[angle=90,width=20pc]{file}
```

See the file **grfguide**, section "Including Graphics Files", of the **graphics** distribution for all options and a detailed description.

The **epsfig** package mimicks the commands familiar from the package with the same name in  $\LaTeX$ 2.09. A PostScript file **file** is included with the command **\psfig{file=file}**.

Grey-scale and colour photographs cannot be included in this way, since reproduction from the

printed CRC article would give insufficient typographical quality. See the following subsections.



Figure 1. Good sharp prints should be used and not (distorted) photocopies.




Figure 2. Remember to keep details clear and large enough.

### 3.5. Black and white photographs

Photographs must always be sharp originals (*not screened versions*) and rich in contrast. They will undergo the same reduction as the text and should be pasted on your page in the same way as line drawings.

### 3.6. Colour photographs

Sharp originals (*not transparencies or slides*) should be submitted close to the size expected in publication. Charges for the processing and printing of colour will be passed on to the author(s) of the paper. As costs involved are per page, care should be taken in the selection of size and shape so that two or more illustrations may be fitted together on one page. Please contact the Technical Editor in the Camera-Ready Publications Department at Elsevier for a price quotation and layout instructions before producing your paper in its final form.

## 4. EQUATIONS

Equations should be flush-left with the text margin;  $\text{\LaTeX}$  ensures that the equation is preceded and followed by one line of white space.  $\text{\LaTeX}$  provides the package `fleqn` to get the flush-left effect.

$$H_{\alpha\beta}(\omega) = E_{\alpha}^{(0)}(\omega)\delta_{\alpha\beta} + \langle\alpha|W_{\pi}|\beta\rangle \quad (1)$$

You need not put in equation numbers, since this is taken care of automatically. The equation numbers are always consecutive and are printed in parentheses flush with the right-hand margin of the text and level with the last line of the equation. For multi-line equations, use the `eqnarray` environment. For complex mathematics, use the  $\mathcal{A}\mathcal{M}\mathcal{S}\text{-}\text{\LaTeX}$  package.

## REFERENCES

1. S. Scholes, Discuss. Faraday Soc. No. 50 (1970) 222.
2. O.V. Mazurin and E.A. Porai-Koshits (eds.), Phase Separation in Glass, North-Holland, Amsterdam, 1984.
3. Y. Dimitriev and E. Kashchieva, J. Mater. Sci. 10 (1975) 1419.
4. D.L. Eaton, Porous Glass Support Material, US Patent No. 3 904 422 (1975).

References should be collected at the end of your paper. Do not begin them on a new page unless this is absolutely necessary. They should be prepared according to the sequential numeric

system making sure that all material mentioned is generally available to the reader. Use `\cite` to refer to the entries in the bibliography so that your accumulated list corresponds to the citations made in the text body.

Above we have listed some references according to the sequential numeric system [1–4].