

# The Pure Leptonic Decays of $D_s$ Meson and Their Radiative Corrections

Guo-Li Wang<sup>a,b,d</sup>, Chao-Hsi Chang<sup>b,d</sup> and Tai-Fu Feng<sup>b,c,d</sup>

October 31, 2018

*a*, Department of Physics, FuJian Normal University, FuZhou 350007, China

*b*, Institute of Theoretical Physics, Academia Sinica, P.O.Box 2735, BeiJing 100080, China

*c*, Department of Physics, NanKai University, TianJin 300070, China

*d*, CCAST (World Laboratory) P.O. Box 8730, BeiJing 100080, China.

## Abstract

The radiative corrections to the pure leptonic decay  $D_s \rightarrow \ell \nu_\ell$  up-to one-loop order is presented. We find the virtual photon loop corrections to  $D_s \rightarrow \tau \nu_\tau$  is negative and the corresponding branching ratio is larger than  $3.51 \times 10^{-3}$ . Considering the possible experimental resolutions, our prediction of the radiative decay  $D_s \rightarrow \tau \nu_\tau \gamma$  is not so large as others, and the best channel to determine the  $V_{cs}$  or  $f_{D_s}$  is  $D_s \rightarrow \mu \nu_\mu \gamma$ . How to cancel the infrared divergences appearing in the loop calculations, and the radiative decay  $D_s \rightarrow \ell \nu_\ell \gamma$  is shown precisely. It is emphasized that the radiative decay may be separated properly and may compare with measurements directly as long as the theoretical ‘softness’ of the photon corresponds to the experimental resolutions.

PACS numbers: **13.20.He, 12.38.Lg, 12.39.Jh, 13.40.Ks**

## 1 Introduction

The pure leptonic decays of the heavy-light meson  $D_s$  are very interesting. In principle, the pure-leptonic decay  $D_s \rightarrow \ell \nu_\ell$  (see, Fig.1) can be used to determine the decay constant  $f_{D_s}$  if the fundamental Cabibbo-Kobayashi-Maskawa matrix element  $V_{cs}$  of Standard Model (SM) is known. Conversely if we know the value of decay constant  $f_{D_s}$  from other method [1, 2, 3], these process also can be used to extract the matrix element  $V_{cs}$ . But there are the well known effect of helicity suppression and there are only one detected final state, the measurement of pure leptonic decays of such pseudoscalar meson is very difficult.

The pure leptonic weak decays of the pseudoscalar meson corresponding to Fig.1 are helicity suppressed by factor of  $m_\ell^2/m_{D_s}^2$ :

$$\Gamma(D_s \rightarrow \ell \bar{\nu}_\ell) = \frac{G_F^2}{8\pi} |V_{cs}|^2 f_{D_s}^2 m_{D_s}^3 \frac{m_\ell^2}{m_{D_s}^2} \left(1 - \frac{m_\ell^2}{m_{D_s}^2}\right)^2, \quad (1)$$

Of them only the process  $D_s \rightarrow \tau \nu_\tau$  is special, it does not suffer so much from the helicity suppression, and its branching ratio may reach to 4.5%. However the produced  $\tau$  will decay promptly and one more neutrino is generated in the cascade decay at least, thus it makes the decay channel difficult to be observed. For the channels when the lepton is  $e$  or  $\mu$  and their neutrinos, besides the small branching ratios, there are only one detected final state, the measurement of such channels are very difficult.

Fortunately, having an extra real photon emitted in the leptonic decays, the radiative pure leptonic decays can escape from the suppression[4, 5, 6], furthermore, as pointed out in Ref.[7], with the extra photon to identify the decaying pseudoscalar meson  $D_s$  in experiment from the backgrounds has advantages, since one more particle can be detected in the detector. Although the radiative corrections are suppressed by an extra electromagnetic coupling constant  $\alpha$ , it will not be suppressed by the helicity suppression. Therefore, the radiative decay may be comparable, even larger than the corresponding pure leptonic decays[4, 5, 6]. So, the problem to increase the accuracy of the theoretical calculation, at least up to the first order radiative corrections, emerges.

The radiative pure leptonic decays, theoretically, have infrared divergences and will be canceled with those from loop corrections of the pure leptonic decays. In all the existing calculation of radiative decays[4, 5, 6], this part is ignored, since they do not include the radiative corrections of the pure leptonic decays. In this paper, we are interested in considering the radiative decays and the pure leptonic decays with one-loop radiative corrections together. Since the process  $D_s \rightarrow \tau \nu_\tau$  does not suffer the helicity suppression and has a large branching ratio, the corresponding loop correction(virtual photon) to these process should have a considerable larger branching ratio, at least comparing with the radiative decay, and can not be ignored.

The paper is organized as follows: in Section II, we present the calculations of radiative pure leptonic contributions: *i*) besides the leptonic decays shown as Fig.1, the radiative decays into three family leptons with a real photon appearing in the final state as shown in Fig.2; *ii*) the virtual photon corrections to the pure leptonic decays, i.e., a photon in loop as shown in Figs.3.1, 3.2, 3.3, 3.4. In Section III, we evaluate the values of the decays. As uncertainties the dependence of the results on the parameters appearing in the considered model is discussed. Finally, preliminary conclusion is obtained.

## 2 The Radiative Leptonic Contributions

Let us start with the radiative decay. These contributions are corresponding to the four diagrams in Fig.2. According to the constituent quark model which is formulated by Bethe-Salpeter (B-S.) equation, the amplitude turns out to be the four terms  $M_i$  ( $i = 1, 2, 3, 4$ ):

$$\begin{aligned}
M_1 = & Tr \left[ \int \frac{d^4 q}{(2\pi)^4} \chi(p, q) i \left( \frac{G_F m_w^2}{\sqrt{2}} \right)^{\frac{1}{2}} \gamma_\mu (1 - \gamma_5) V_{cs} \right] \times \\
& \frac{i \left( -g^{\mu\nu} + \frac{p^\mu p^\nu}{m_w^2} \right)}{p^2 - m_w^2} i e [(p' + p)_\lambda g_{\nu\rho} + (k - p')_\nu g_{\rho\lambda} + (-p - k)_\rho g_{\nu\lambda}] \epsilon^\lambda \times \\
& \frac{i \left( -g^{\rho\sigma} + \frac{(p-k)^\rho (p-k)^\sigma}{m_w^2} \right)}{(p-k)^2 - m_w^2} \bar{\ell} \frac{i g}{2\sqrt{2}} \gamma_\sigma (1 - \gamma_5) \nu_\ell,
\end{aligned} \tag{2}$$

$$M_2 = Tr \left[ \int \frac{d^4 q}{(2\pi)^4} \chi(p, q) i \left( \frac{G_F m_w^2}{\sqrt{2}} \right)^{\frac{1}{2}} \gamma_\mu (1 - \gamma_5) V_{cs} \right] \frac{i \left( -g^{\mu\nu} + \frac{p^\mu p^\nu}{m_w^2} \right)}{p^2 - m_w^2} \\ \times \bar{\ell}(-ie) \not{\epsilon} \frac{i}{\not{k}_\ell - m_\ell} \frac{ig}{2\sqrt{2}} \gamma_\nu (1 - \gamma_5) \nu_\ell, \quad (3)$$

$$M_3 = Tr \left[ \int \frac{d^4 q}{(2\pi)^4} \chi(p, q) i \left( \frac{G_F m_w^2}{\sqrt{2}} \right)^{\frac{1}{2}} \gamma_\mu (1 - \gamma_5) V_{cs} \frac{i}{\frac{m_s}{m_s + m_c} \not{p} + \not{q} - \not{k} - m_s} \left( -i \frac{e}{3} \not{\epsilon} \right) \right] \\ \times \frac{i \left( -g^{\mu\sigma} + \frac{(p-k)^\mu (p-k)^\sigma}{m_w^2} \right)}{(p-k)^2 - m_w^2} \bar{\ell} \frac{ig}{2\sqrt{2}} \gamma_\sigma (1 - \gamma_5) \nu_\ell, \quad (4)$$

$$M_4 = Tr \left[ \int \frac{d^4 q}{(2\pi)^4} \chi(p, q) \left( i \frac{2e}{3} \not{\epsilon} \right) \frac{i}{-(\frac{m_c}{m_s + m_c} \not{p} + \not{q} - \not{k}) - m_c} i \left( \frac{G_F m_w^2}{\sqrt{2}} \right)^{\frac{1}{2}} \gamma_\mu (1 - \gamma_5) V_{cs} \right] \\ \times \frac{i \left( -g^{\mu\sigma} + \frac{(p-k)^\mu (p-k)^\sigma}{m_w^2} \right)}{(p-k)^2 - m_w^2} \bar{\ell} \frac{ig}{2\sqrt{2}} \gamma_\sigma (1 - \gamma_5) \nu_\ell, \quad (5)$$

where  $\chi(p, q)$  is Bethe-Salpeter wave function of the meson  $D_s$ ;  $p$  is the momentum of  $D_s$ ;  $\epsilon$ ,  $k$  are the polarization vector and momentum of the emitted photon. In the quark model, the momenta of  $\bar{s}$ ,  $c$ -quarks inside the bound state, i.e., the  $D_s$  meson, are:

$$p_s = \frac{m_s}{m_s + m_c} p + q; \quad p_c = \frac{m_c}{m_s + m_c} p - q,$$

where  $q$  is the relative momentum of the two quarks inside the  $D_s$  meson. As the  $D_s$  meson is a nonrelativistic bound state in nature, so the higher order relativistic corrections may be computed precisely, but being an approximation for a  $S$ -wave state, and focusing the light on the radiative decay corrections only at this moment now, we ignore  $q$  dependence, i.e., we may still have the non-relativistic spin structure for the wave function of the meson  $D_s$  (a  $^1S_0$  state) correspondingly:

$$\int \frac{d^4 q}{(2\pi)^4} \chi(p, q) = \frac{\gamma_5 (\not{p} + m)}{2\sqrt{m}} \psi(0).$$

Here  $\psi(0)$  is the wave function at origin, and by definitions it connects to the decay constant  $f_{D_s}$ :

$$f_{D_s} = \frac{\psi(0)}{2\sqrt{m}},$$

where  $m$  is the mass of  $D_s$  meson. Moreover we note that for convenience we take unitary gauge for weak bosons to do the calculations throughout the paper. With a straightforward computation, the amplitude can be simplified as:

$$M_1 = \frac{-4Ai}{(m^2 - m_w^2)(m^2 - 2p \cdot k - m_w^2)} \times \\ \bar{\ell} \left( -1 + \frac{m^2}{m_w^2} \right) \left[ p \cdot \epsilon (\not{k} - \not{p}) - (2p \cdot k - m^2) \not{\epsilon} \right] (1 - \gamma_5) \nu_\ell, \quad (6)$$

$$M_2 = \frac{4Ai}{(m^2 - m_w^2)(2k_1 \cdot k)} \bar{\ell} \left( -1 + \frac{m^2}{m_w^2} \right) \not{\epsilon} (k_1 + \not{k} + m_e) \not{p} (1 - \gamma_5) \nu_\ell, \quad (7)$$

$$\begin{aligned} M_3 + M_4 = & \frac{-4Ai}{(-p \cdot k)(m^2 - 2p \cdot k - m_w^2)} \bar{\ell} \{ [-(p \cdot \epsilon) \not{p} + (p \cdot \epsilon \not{k} - p \cdot k \not{\epsilon}) s_2 \\ & + i s_1 \varepsilon^{\alpha\mu\beta\nu} p_\alpha \epsilon_\mu k_\beta \gamma_\nu] + \frac{(p \cdot k)}{m_w^2} p \cdot \epsilon (m^2 - p \cdot k) \} (1 - \gamma_5) \nu_\ell, \end{aligned} \quad (8)$$

where  $k_1$  is the momentum of the charged lepton, and

$$A = \frac{\psi(0) \left( \frac{G_F m_w^2}{\sqrt{2}} \right)^{\frac{1}{2}} V_{cs} e g}{2\sqrt{m} 2\sqrt{2}} = \frac{\psi(0) \left( \frac{G_F m_w^2}{\sqrt{2}} \right) V_{cs} e}{2\sqrt{m}};$$

$$s_1 = -\frac{m_s + m_c}{6m_s} + \frac{m_s + m_c}{3m_c}; \quad s_2 = \frac{m_s + m_c}{6m_s} + \frac{m_s + m_c}{3m_c}.$$

As a matter of fact, there is infrared infinity when performing phase space integral about the square of matrix element at the soft photon limit. It is known that the infrared infinity can be cancelled completely by that of the loop corrections to the corresponding pure leptonic decay  $D_s \rightarrow \ell \nu$ .

In Eqs.(7) and (8), the infrared terms can be read out:

$$M^i = M_2^i + M_3^i + M_4^i = \frac{4Ai}{m_w^2} \bar{\ell} \left[ \frac{k_1 \cdot \epsilon \not{p}}{k_1 \cdot k} - \frac{p \cdot \epsilon \not{p}}{p \cdot k} \right] (1 - \gamma_5) \nu_\ell. \quad (9)$$

As the diagrams (g), (h), (i), (j) in Figs.3.3, 3.4 always have a further suppression factor  $m^2/m_w^2$  to compare with the other loop diagrams, and there is no infrared infinity in these four loop diagrams, we may ignore the contributions from these four diagrams safely. Furthermore we should note that in our calculations throughout the paper, the dimensional regularization to regularize both infrared and ultraviolet divergences is adopted, while the on-mass-shell renormalization for the ultraviolet divergence is used.

If Feynman gauge for photon is taken (we always do so in the paper), the amplitude corresponding to the diagrams (a), (b) of Fig.3.1 can be written as:

$$\begin{aligned} M_{(2)}(a) = & \frac{2}{3} e A \int \frac{d^4 l}{(2\pi)^4} \left[ \frac{-4i\varepsilon^{\alpha\mu\beta\nu} p_\alpha l_\beta - 4(p_\mu l_\nu - p \cdot l g_{\mu\nu} + p_\nu l_\mu) + \frac{8m_c}{m_s + m_c} p_\mu p_\nu}{l^2(l^2 - 2p \cdot l - m_w^2)(l^2 - \frac{2m_c}{m_s + m_c} p \cdot l)[l^2 - 2l \cdot (p - k_2)]} \right] \\ & \times \bar{\ell} [2(p - k_2)_\mu - \gamma_\mu \not{l}] (-\gamma_\nu) (1 - \gamma_5) \nu_\ell, \end{aligned} \quad (10)$$

$$\begin{aligned} M_{(2)}(b) = & -\frac{1}{3} e A \int \frac{d^4 l}{(2\pi)^4} \left[ \frac{-4i\varepsilon^{\alpha\mu\beta\nu} p_\alpha l_\beta + 4(p_\mu l_\nu - p \cdot l g_{\mu\nu} + p_\nu l_\mu) - \frac{8m_s}{m_s + m_c} p_\mu p_\nu}{l^2(l^2 - 2p \cdot l - m_w^2)(l^2 - \frac{2m_s}{m_s + m_c} p \cdot l)[l^2 - 2l \cdot (p - k_2)]} \right] \\ & \times \bar{\ell} [2(p - k_2)_\mu - \gamma_\mu \not{l}] (-\gamma_\nu) (1 - \gamma_5) \nu_\ell, \end{aligned} \quad (11)$$

where the  $l$ ,  $k_2$  denote the momenta of the loop and the neutrino respectively. These two terms also have infrared infinity when integrating out the loop momentum  $l$ .

After doing the on-mass-shell subtraction, the terms corresponding to vertex and self-energy diagrams (c), (d), (e), (f) can be written as:

$$M_{(2)}(c + d + e + f) = \frac{ieA}{4\pi^2} \bar{\ell} \not{p} (1 - \gamma_5) \nu_\ell \times \left[ \ln(4) - \frac{8}{9} + \frac{2}{9} \frac{m_s - m_c}{m_s + m_c} \ln \left( \frac{m_s}{m_c} \right) \right]$$

$$\begin{aligned}
& + \left( \frac{2}{9} + \frac{8}{9} \frac{m_c}{m_s + m_c} \right) \ln \left( \frac{m_s + m_c}{m_s} \right) + \left( \frac{8}{9} + \frac{8}{9} \frac{m_c}{m_s + m_c} \right) \ln \left( \frac{m_s + m_c}{m_c} \right) \\
& + \frac{2}{\varepsilon_I} - 2\gamma + \ln \left( \frac{4\pi\mu^2}{m^2} \right) + \ln \left( \frac{4\pi\mu^2}{m_e^2} \right) \Big]. \quad (12)
\end{aligned}$$

Now let us see the cancellation of the infrared divergencies precisely. The infrared parts of the decay widths which are from the interference of the self-energy and vertex correction diagrams with the tree diagrams:

$$\begin{aligned}
\delta\Gamma_{s,v}^{infrared} &= \left( \frac{\alpha V_{cs}^2 f_{D_s}^2 G_F^2 M m_\ell^2}{16\pi^2} \right) \left[ -\frac{34}{9} - \frac{4}{9} \frac{m_s - m_c}{m_s + m_c} \ln \left( \frac{m_s}{m_c} \right) \right. \\
&- \left( \frac{2}{9} + \frac{4}{9} \frac{m_c}{m_s + m_c} \right) \ln \left( \frac{m_s + m_c}{m_s} \right) - \left( -\frac{4}{9} + \frac{4}{9} \frac{m_s}{m_s + m_c} \right) \ln \left( \frac{m_b + m_c}{m_c} \right) \\
&\left. - \frac{2}{\varepsilon_I} + 2\gamma - \ln \left( \frac{4\pi\mu^2}{m^2} \right) - \ln \left( \frac{4\pi\mu^2}{m_e^2} \right) \right]; \quad (13)
\end{aligned}$$

the infrared part of the decay widths from the interference of the "box" correction diagrams with the tree diagrams:

$$\delta\Gamma_{box}^{infrared} = \left( \frac{\alpha V_{cs}^2 f_{D_s}^2 G_F^2 M m_\ell^2}{16\pi^2} \right) \left[ - \left( \frac{1}{\varepsilon_I} - \gamma \right) \ln \left( \frac{m_\ell^2}{M^2} \right) - \ln \left( \frac{m_\ell^2}{M^2} \right) \ln \left( \frac{4\pi\mu^2}{M^2} \right) \right]; \quad (14)$$

the infrared part of the decay width from the real photon emission:

$$\begin{aligned}
\delta\Gamma_{real}^{infrared} &= \left( \frac{\alpha V_{cs}^2 f_{D_s}^2 G_F^2 M m_\ell^2}{16\pi^2} \right) \\
&\cdot \left[ \frac{2}{\varepsilon_I} - 2\gamma + \left( \frac{1}{\varepsilon_I} - \gamma \right) \ln \left( \frac{m_\ell^2}{M^2} \right) + \left( 2 + \ln \left( \frac{m_\ell^2}{M^2} \right) \right) \ln \left( \frac{4\pi\mu^2}{4(\Delta E)^2} \right) \right]. \quad (15)
\end{aligned}$$

Here  $\Delta E$  is a small energy, which corresponds to the experimental resolution of a soft photon so that the phase space of the emitting photon in fact is divided into a soft and a hard part by  $\Delta E$ . Where  $\mu$  is the dimensional parameter appearing in the dimensional regularization. It is easy to check that when adding up all the parts: the real photon emission  $\delta\Gamma_{real}^{infrared}$  and the virtual photon corrections  $\delta\Gamma_{s,v}^{infrared}, \delta\Gamma_{box}^{infrared}$ , the infrared divergences  $\frac{2}{\varepsilon_I} - \gamma$  are canceled totally and the  $\mu$  dependence is also cancelled. Hence we may be sure that we finally obtain the pure leptonic widths for the  $D_s$  meson decays to the three families of leptons which are accurate up-to the 'next'-order corrections and 'infrared finite' but depend on the experimental resolution  $\Delta E$ .

### 3 Numerical Results and Discussion

First of all, let us show the 'whole' leptonic decay widths, i.e., the sum of the corresponding radiative decay widths and the corresponding pure leptonic decay widths with radiative corrections, and put them in Table (1). Why we put the radiative decay and the pure leptonic decay with radiative corrections together here is to make the width not to depend on the experimental resolution for a soft photon. The values for the parameters  $\alpha = 1/132$ ,  $|V_{cs}| = 0.974[8]$ ,  $m_{D_s} = 1.9686$  GeV,  $m_s = 1.5$  GeV,  $m_c = 1.7$  GeV and  $f_{D_s} = 0.24$  GeV[9].

Table (1) The ‘Whole’ Leptonic Decay Widths (in unit GeV)

$\Gamma_e(10^{-17})$	3.593
$\Gamma_\mu(10^{-15})$	6.604
$\Gamma_\tau(10^{-14})$	5.807

For comparison, the width of each pure leptonic decay at tree level with the same parameters as those in Table (1) is put in Table (2).

Table (2) The Pure Leptonic Decay Widths (in unit GeV) of Tree Level

$\Gamma_e(10^{-19})$	1.521
$\Gamma_\mu(10^{-15})$	6.463
$\Gamma_\tau(10^{-14})$	6.30

If the lifetime of  $D_s$  meson is  $\tau(D_s) = 0.469 \times 10^{-12} s$  [8], the corresponding branching ratios are showed in Tables (3), (4).

Table (3) Branching Ratios of the ‘Whole’ Leptonic Decays

$B_e(10^{-5})$	2.56
$B_\mu(10^{-3})$	4.706
$B_\tau(10^{-2})$	4.138

Table (4) Tree Level Branching Ratios of The Pure Leptonic Decays

$B_e(10^{-7})$	1.084
$B_\mu(10^{-3})$	4.605
$B_\tau(10^{-2})$	4.489

We can see that, the whole decay widths  $\Gamma_e$  and  $\Gamma_\mu$  in Table (1) are larger than the corresponding decay widths of tree lever in Table (2), while the  $\Gamma_\tau$  in Table (1) is smaller than the one in Table (2). This means the sums of radiative leptonic decay and loop correction as the first order contributions of pure leptonic decay are positive for the decays with a  $e$  or  $\mu$  in the finial state, and negative for the one with a  $\tau$  in the finial state. It also show that the contributions of loop corrections are negative, the dominate contributions of first order corrections to the pure leptonic  $D_s$  decays are radiative decays when the lepton is  $e$  or  $\mu$ , and is loop corrections when the lepton is  $\tau$ . So, the loop contributions are important for the decays  $D_s \rightarrow \mu\nu_\mu$  and  $D_s \rightarrow \tau\nu_\tau$ , especially for the later. Through Table (3) and (4), we obtain that the rediative decay has a branching ratio  $Br(D_s \rightarrow \mu\nu_\mu\gamma) > 1.01 \times 10^{-4}$  and the loop correction to  $D_s \rightarrow \tau\nu_\tau$  has a branching ratio  $Br > 3.51 \times 10^{-3}$ .

To see the contributions of the radiative decays precisely we present the radiative decay widths with a cut of the photon energy, i.e., the widths of the radiative decays  $D_s \rightarrow l\nu\gamma$  with the photon energy  $E_\gamma \geq k_{min}$  as the follows:  $k_{min} = 0.00001$  GeV,  $k_{min} = 0.0001$  GeV,  $k_{min} = 0.001$  GeV,  $k_{min} = 0.01$  GeV and  $k_{min} = 0.1$  GeV respectively in Table (5).

Table (5): The Radiative Decay Widths (in unit GeV) with cuts of the photon momentum

$k_{min}$	$\Gamma_e$	$\Gamma_\mu$	$\Gamma_\tau$
GeV	$10^{-17}$	$10^{-16}$	$10^{-18}$
0.00001	3.582	6.878	8.892
0.0001	3.581	5.484	6.452
0.001	3.580	4.091	4.025
0.01	3.578	2.704	1.708
0.1	3.474	1.363	1.020

The corresponding branching ratios of the radiative decay with cuts of photon momentum are showed in Table (6)

Table (6): The Radiative Decay branching ratios with cuts of the photon momentum and the results of Ref[4, 5, 6]

$k_{min}$	$Br_e$	$Br_\mu$	$Br_\tau$
GeV	$10^{-5}$	$10^{-4}$	$10^{-6}$
0.00001	2.552	4.901	6.336
0.0001	2.552	3.908	4.597
0.001	2.551	2.915	2.868
0.01	2.549	1.927	1.217
0.1	2.475	0.971	0.727
Ref[4]	10	1	
Ref[5]	17	1.7	
Ref[6]	7.7	2.6	320

Considering the possible experimental resolutions, our prediction of the radiative decay widths  $\Gamma(D_s \rightarrow e\nu_e\gamma)$  and  $\Gamma(D_s \rightarrow \mu\nu_\mu\gamma)$  are close to the values in Ref[4, 5, 6], but our prediction of  $\Gamma(D_s \rightarrow \tau\nu_\tau\gamma)$  is much smaller than the one in Ref[6]. In our model, if we using a smaller cut  $k_{min}$ , the obtained  $Br(D_s \rightarrow \ell\nu_\ell\gamma)$  will become larger, but since the decay widths depend on  $Log(k_{min})$ , the change of branching ratios will be not so much on the selecting of  $k_{min}$ , we can see this in Table (5) and (6), and for another example, if  $k_{min} = 1 \times 10^{-10}$ , the  $Br(D_s \rightarrow e\nu_e\gamma) = 3.59 \times 10^{-5}$ ,  $Br(D_s \rightarrow \mu\nu_\mu\gamma) = 1.38 \times 10^{-3}$ ,  $Br(D_s \rightarrow \tau\nu_\tau\gamma) = 2.11 \times 10^{-5}$ , but it is very difficult to obtain so small a  $k_{min}$  in experiment. We can conclude that the best radiative decay channel is easy to search is  $D_s \rightarrow \mu\nu_\mu\gamma$ .

For the convenience to compare with experiments, we present the photon spectrum of the radiative decays in Fig.4 and Fig.5. In addition, we should note that the widths are quite sensitive to the decay constant  $f_{D_s}$ , and are sensitive to the values of the quark masses  $m_s$  and  $m_c$ .

## References

- [1] As.Abada et al., Nucl. Phys. **B376** (1992) 172.
- [2] C.R.Allton et al., APE Collaboration, Nucl. Phys. B(Proc. Suppl.)**34** (1993) 465.
- [3] C.W.Bernard et al., Phys. Rev. **D49** (1994) 2536.
- [4] Gustavo Burdman,T.Goldman and Daniel Wyler, Phys. Rev. **D51** (1995) 111.
- [5] D.Arwood, G.Eilam and A.Soni, Mod. Phys. Lett. **A11** (1996) 1061.

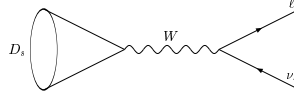


Figure 1: **Tree diagram for  $D_s \rightarrow \ell \bar{\nu}_\ell$ .**

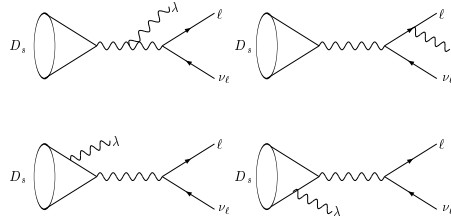


Figure 2: **Diagrams for  $D_s \rightarrow \ell \bar{\nu}_\ell \gamma$ .**

- [6] C.Q.Geng, C.C.Lih and Wei-Min Zhang, **hep-ph/0012066**.
- [7] C.-H. Chang, C-D Lü, G.-L. Wang and H.-S. Zong, Phys. Rev. D **60** (1999) 114013.
- [8] D.E.Groom et al., The European Physical Journal C **15** (2000) 1.
- [9] C.R.Allton et al., APE Collaboration, Nucl. Phys. B(Proc. Suppl.) **34** (1993) 456.

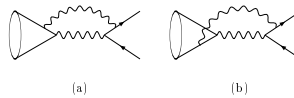


Figure 3: **1. Box-loop diagrams for  $D_s \rightarrow \ell \bar{\nu}$ .**



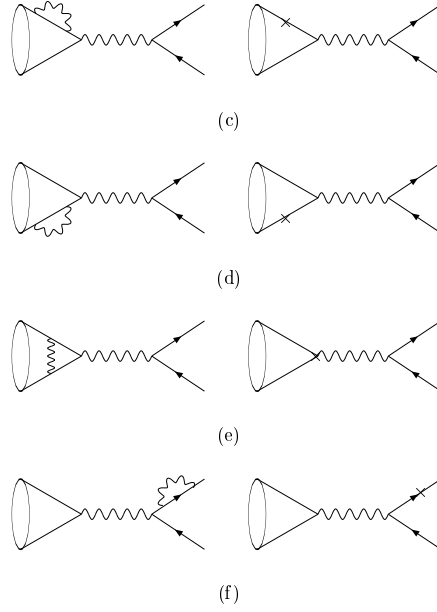


Figure 3: **2. Self-energy and vertex diagrams for  $D_s \rightarrow \ell \nu$ .**

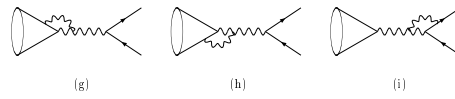


Figure 3: **3. Vertex diagrams for  $D_s \rightarrow \ell \nu$ .**

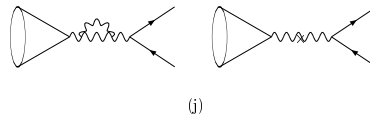


Figure 3: **4. Self-energy diagrams for  $D_s \rightarrow \ell \nu$ .**

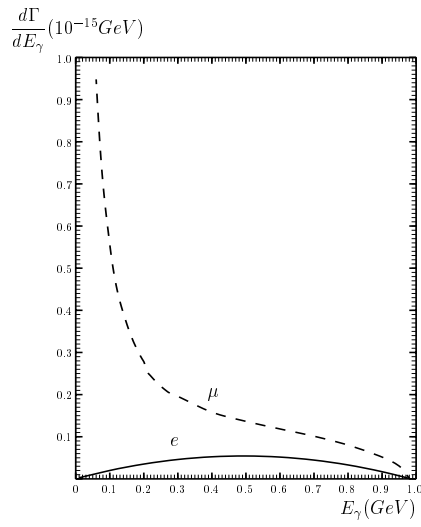


Figure 4: **Photon energy spectra of radiative decays  $D_s \longrightarrow \ell \nu_\ell \gamma$  ( $\ell = e, \mu$ ).**

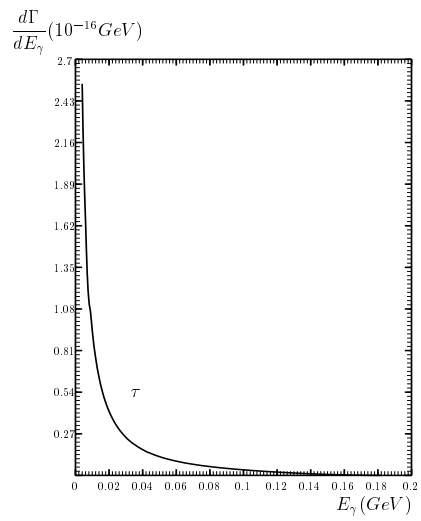


Figure 5: **Photon energy spectra of radiative decays  $D_s \longrightarrow \tau \nu_\tau \gamma$ .**