

---

# Improved Calculation of $F_2$ in Electroproduction and $xF_3$ in Neutrino Scattering to NNLO and Determination of $\alpha_s$

---

J. Santiago

*Departamento de Física Teórica  
 y del Cosmos,  
 Universidad de Granada,  
 E-18071, Granada, Spain.*

and

F. J. Ynduráin

*Departamento de Física Teórica, C-XI,  
 Universidad Autónoma de Madrid,  
 Canto Blanco,  
 E-28049, Madrid, Spain.*

## Abstract

We improve the existing calculations of deep inelastic scattering to next to next to leading order in the following manner. First, we use the recently calculated values of the anomalous dimensions for moments with index  $n = 10, 12$  in  $ep$  scattering. Second, we use also recently calculated anomalous dimensions for  $n = 1, 3, \dots, 13$  for  $xF_3$  in  $\nu N$  scattering, to extend the calculation to this process. Lastly, we use the determinantal constraints on the moments that follow from positivity of the structure functions to stabilize the fits. We find substantial improvement over previous results, getting the following numbers:

$$\Lambda(n_f = 4, 3 \text{ loop}) = 274 \pm 20 \text{ MeV}; \quad \alpha_s^{3 \text{ loop}}(M_Z^2) = 0.1166 \pm 0.0013;$$

$$\chi^2/\text{d.o.f.} = 92/(153 - 18)$$

from  $ep$  and, from  $\nu N$ ,

$$\Lambda(n_f = 4, 3 \text{ loop}) = 255 \pm 72 \text{ MeV}; \quad \alpha_s^{3 \text{ loop}}(M_Z^2) = 0.1153 \pm 0.0063;$$

$$\chi^2/\text{d.o.f.} = 0.335/(64 - 7).$$

The errors take into account experimental errors and higher twist effects among other estimated theoretical errors.

We can also extrapolate the fit, made originally for the range  $3.5 \leq Q^2 \leq 230 \text{ GeV}^2$  to higher momenta, obtaining very good reproduction of experimental data up to  $Q^2 \simeq 5000 \text{ GeV}^2$ . From this, in particular, we can exclude supersymmetric partners (squarks or gluinos) for masses up to some 60 GeV. The fitted value of the coupling is now, including the data at high  $Q^2$ ,

$$\alpha_s^{3 \text{ loop}}(M_Z^2) = 0.1163 \pm 0.0014$$



## 1 Introduction

In two recent papers<sup>[1,2]</sup> (where we send for more details and and more extensive introduction and references) we have evaluated, and compared to experiment, the evolution of the structure function  $F_2(x, Q^2)$  in  $ep$  deep inelastic scattering (DIS) to next to next to leading order in QCD perturbation theory (NNLO): two loops in the Wilson coefficients, and three loops in the anomalous dimensions and strong coupling,  $\alpha_s$ . We used the known values of the two loop Wilson coefficients<sup>[3]</sup> and three loop anomalous dimensions<sup>[4]</sup> for  $n = 2, 4, 6, 8$  for the moments for quark nonsinglet (NS), singlet (S) and gluon (G) functions,

$$\mu_i(n; Q^2) = \int_0^1 dx x^{n-2} F_i(x, Q^2); \quad i = NS, S, G. \quad (1.1)$$

with

$$F_2(x, Q^2) = F_S(x, Q^2) + F_{NS}(x, Q^2). \quad (1.2)$$

The evaluation used the method of Bernstein moments<sup>[1,5]</sup>. In this method one does not compare with experiment the values of the  $\mu(n, Q^2)$  themselves; these cannot be evaluated reliably due to existence, for each value of  $Q^2$ , of only measurements of  $F_2(x, Q^2)$  for a limited range of  $x$ . Instead, we compare theoretical predictions and experimental results for the Bernstein averages,

$$F_{nk}(Q^2) \equiv \int_0^1 dx p_{nk}(x) F_2(x, Q^2). \quad (1.3)$$

Here the  $p_{nk}$  are the (modified) Bernstein polynomials,

$$\begin{aligned} p_{nk}(x) &= \frac{2\Gamma(n + \frac{3}{2})}{\Gamma(k + \frac{1}{2})\Gamma(n - k + 1)} x^{2k} (1 - x^2)^{n-k} \\ &= \frac{2(n - k)! \Gamma(n + \frac{3}{2})}{\Gamma(k + \frac{1}{2})\Gamma(n - k + 1)} \sum_{l=0}^{n-k} \frac{(-1)^l}{l!(n - k - l)!} x^{2(k+l)}; \quad k \leq n. \end{aligned} \quad (1.4)$$

These polynomials are positive and have a single maximum located at

$$\bar{x}_{nk} = \frac{\Gamma(k + 1)\Gamma(n + \frac{3}{2})}{\Gamma(k + \frac{1}{2})\Gamma(n + 2)};$$

they are concentrated around this point, with a spread of

$$\Delta x_{nk} = \sqrt{\frac{k + \frac{1}{2}}{n + \frac{3}{2}} - \left[ \frac{\Gamma(k + 1)\Gamma(n + \frac{3}{2})}{\Gamma(k + \frac{1}{2})\Gamma(n + 2)} \right]^2},$$

and they are normalized to unity,  $\int_0^1 dx p_{nk}(x) = 1$ . Therefore, the integral

$$\int_0^1 dx p_{nk}(x) F_2(x, Q^2)$$

represents an average of the function  $F_2(x)$  in the region  $\bar{x}_{nk} - \frac{1}{2}\Delta x_{nk} \lesssim x \lesssim \bar{x}_{nk} + \frac{1}{2}\Delta x_{nk}$ ; the values of the function outside this interval contribute little to the integral, as  $p_{nk}(x)$  decreases to zero very quickly there. So, by choosing suitably  $n, k$  we manage to adjust the region where the average is peaked to that in which we have experimental data. Finally, and using the binomial expansion in Eq. (1.3), it follows that the averages with the  $p_{nk}$  of  $F_2$  can be obtained in terms of its even moments:

$$\int_0^1 dx p_{nk}(x) F_2(x) = \frac{2(n - k)! \Gamma(n + \frac{3}{2})}{\Gamma(k + \frac{1}{2})\Gamma(n - k + 1)} \sum_{l=0}^{n-k} \frac{(-1)^l}{l!(n - k - l)!} \mu_{2k+2l+2}.$$

This is then evaluated theoretically and the result compared to the experimentally evaluated averages.

In the present note we improve on this as follows. First of all, for  $ep$  DIS, we incorporate the values of the three loop anomalous dimensions recently available<sup>[6]</sup> for  $n = 10, 12$ . Secondly, we also evaluate the evolution of the moments (Bernstein averages, in fact) for the structure function  $xF_3$  in  $\nu N$  DIS

(neutrino scattering on an isoscalar target). This we can do because the three loop anomalous dimensions for  $n = 1, \dots, 13$  have also been evaluated recently<sup>[6]</sup>. So we have here a true NNLO calculation, as opposed to existing *estimates* where the value of the anomalous dimensions was extrapolated.

The use of more moments means that we can also evaluate more Bernstein averages, and these more precisely, which in turn permits an important decrease of the *statistical* errors of the calculation. Because we have more moments, we can avoid the more suspect, lower  $Q^2$  data points, where uncontrollable higher twist terms or corrections due to the  $c$  quark mass (for example) are largest. So, for  $ep$  scattering, the energy range we choose is  $3.5 \text{ GeV}^2 \leq Q^2 \leq 230 \text{ GeV}^2$ .

We can also diminish the *systematic* errors by using the following improvement on the previous analysis. We profit from the fact that the structure functions are (proportional to) quark densities, hence positive-definite. This means that the moments must satisfy a set of very powerful determinantal inequalities, to be discussed in Sect. 2, which force a rigid behaviour of the moments and hence avoid spurious minima and spurious systematic deviations. This is particularly important for  $ep$  scattering, where we have eighteen input moments as free parameters. This is the second of the improvements that allow us a very precise determination of the strong coupling. We find,

$$\alpha_s^{(3 \text{ loop})}(M_Z^2) = 0.1166 \pm 0.0009 \text{ (statistical)} \pm 0.0010 \text{ (systematic)} \quad (1.7)$$

(for  $ep$ ),

and

$$\alpha_s^{(3 \text{ loop})}(M_Z^2) = 0.1153 \pm 0.0041 \text{ (statistical only)} \quad (1.8)$$

(for  $\nu N$ ).

The results are compatible one with the other, and both with our “old” result<sup>[1]</sup> for  $ep$ ,

$$\begin{aligned} \alpha_s^{(3 \text{ loop})}(M_Z^2) &= 0.1172 \pm 0.0017 \text{ (statistical)} \pm 0.0017 \text{ (systematic)} \\ &= 0.1172 \pm 0.0024 \text{ (ep)}, \end{aligned} \quad (1.9)$$

but the errors are now substantially smaller.

The quality of the fit is so good that we can consider extending the analysis to higher values of  $Q^2$ , where there are not sufficient experimental points to get Bernstein averages with only *interpolation*, so we have to resort to *extrapolation* to evaluate the integrals. This allows us to include data for  $ep$  scattering with momenta as high as  $Q^2 \simeq 5000 \text{ GeV}^2$ . We get two important results: i) If we include the new points in the fit, the value of  $\alpha_s$  obtained only changes to

$$\alpha_s^{(3 \text{ loop})}(M_Z^2) = 0.1163 \pm 0.0010 \text{ (statistical error only);}$$

or we can simply extrapolate the theoretical fit obtained in the restricted range  $3.5 - 230 \text{ GeV}^2$ . Then we find perfect agreement with the result obtained fitting the full range. These results show the stability and reliability of the calculations, as well as their suitability for high energy extrapolation.

As a byproduct of this last analysis we can extend the results of ref. 2 to give bounds

$$m_{\tilde{q}}, m_{\tilde{g}} \geq 60 \text{ GeV}$$

for the masses of squarks or gluinos.

## 2 Bernstein Averages and Positivity Inequalities

### 2.1 $ep$ Scattering

We consider as input parameters, to be fitted through the procedure to be described, the eighteen moments at a given reference momentum  $Q_0^2$ ,

$$\mu_i(n, Q_0^2), \quad n = 2, 4, 6, 8, 10, 12; \quad i = NS, S, G. \quad (2.1)$$

Actually, the momentum sum rule allows us to obtain  $\mu_G(2, Q_0^2)$  in terms of  $\mu_S(2, Q_0^2)$ , so we have only seventeen independent momenta; but, if we also fit the QCD coupling we have also  $\Lambda$ , so we still end up with 18 parameters. We evolve the values of these moments with the QCD evolution equations (for the details, see ref. 1) so we get the moments to all values of  $Q^2$ :

$$\mu_i(n, Q^2), \quad n = 2, 4, 6, 8, 10, 12; \quad i = NS, S, G. \quad (2.2)$$

With these momenta we form the theoretical Bernstein averages, which are then fitted to their experimental values. However, not any arbitrary input  $\mu_i(n, Q_0^2)$  are acceptable; they have to be such that, not only they fit the experimental data, but, *at all*  $Q^2$ , they have to be the moments of positive-definite functions.

It is possible to implement this restriction by imposing a set of determinantal inequalities, which are the necessary and sufficient conditions for the  $\mu_i(n, Q^2)$  to be the moments of positive quark and gluon distribution functions. The details may be found in the Appendix, or in refs. 7,8. The inequalities may be written as

$$\Delta_\nu[\mu(n, Q^2)] \geq 0 \quad \nu = 1, 2, \dots \quad (2.2)$$

where the  $\Delta_\nu$  are determinants formed with the moments. In our case, if we define  $M_k(Q^2) \equiv \mu(2k+2, Q^2)$ ,  $k = 0, \dots, 5$ , (for any of the  $NS, S, G$  cases) we can write (2.2) as the explicit inequalities that guarantee that the determinants

$$\det \begin{pmatrix} M_1 & M_2 & M_3 \\ M_2 & M_3 & M_4 \\ M_3 & M_4 & M_5 \end{pmatrix},$$

$$\det \begin{pmatrix} M_0 - M_1 & M_1 - M_2 & M_2 - M_3 \\ M_1 - M_2 & M_2 - M_3 & M_3 - M_4 \\ M_2 - M_3 & M_3 - M_4 & M_4 - M_5 \end{pmatrix}$$

and all their principal minors are *positive*. Corresponding inequalities hold for the case when an odd number of moments is known.

In principle, the inequalities (2.2) should be strictly satisfied, i.e., we should impose them on the fits. However, one should take into account that the calculation is not exact: higher twist, or NNNLO effects are not included, and one should therefore allow a certain laxity. What we have done is to add to the chi-squared a penalty if some of the determinants are not positive. The penalty is obtained by multiplying the value of the negative determinants by  $10^7$ , and adding all these contributions to the chi-squared. This is done for *all* the values of  $Q^2$ . In the actual fits, the sum total of the values of all the negative determinants is less than  $10^{-6}$ , a quantity well within the tolerance due to the estimated errors stemming from higher order effects.

### 2.2 $\nu N$ Scattering

The only difference in this case is that only *odd* moments are known now:

$$\mu(n, Q^2) = \int_0^1 dx x^{n-2} xF_3(x, Q^2), \quad n = 1, 3, 5, 7, 9, 11, 13. \quad (2.3)$$

Therefore, to form the quantities  $M_i$  (see the Appendix) one has to consider  $F_3$  to be the structure function. The rest is as for the  $ep$  case, except that we have an odd number of moments now.

### 3 Computations and Results

#### 3.1 $ep$ Scattering

With the available values for the anomalous dimensions we can use the first six (even) moments. When evaluating the experimental input, we have to calculate the average of the experimental  $F_2$  with Bernstein polynomials. In order not to rely on extrapolations, we follow the criterion stated in ref. 1 (where we send for details): we only include an average with  $p_{nk}$  if we have experimental points covering the whole region,  $[\bar{x}_{nk} - \Delta\bar{x}_{nk}, \bar{x}_{nk} + \Delta\bar{x}_{nk}]$ . For  $ep$  scattering this means that we can use the averages

$$\begin{aligned} F_{10}^{\text{exp}}(Q^2), & F_{20}^{\text{exp}}(Q^2), & F_{30}^{\text{exp}}(Q^2), \\ F_{21}^{\text{exp}}(Q^2), & F_{31}^{\text{exp}}(Q^2), & F_{32}^{\text{exp}}(Q^2), \\ & F_{41}^{\text{exp}}(Q^2), & F_{42}^{\text{exp}}(Q^2), \\ & F_{51}^{\text{exp}}(Q^2), & F_{52}^{\text{exp}}(Q^2); \end{aligned} \quad (3.1)$$

but of course not for each value of  $Q^2$  we have enough experimental information to evaluate all the moments. Altogether, we have 153 experimental averages.<sup>1</sup> The values of the  $Q^2$  range from 3.5 GeV<sup>2</sup> to 230 GeV<sup>2</sup>. The experimental input comes from ref. 9 for  $ep$  and ref. 10 for  $\nu N$ . The result of the fit may be seen in Fig. 1.

Before presenting the numerical results, a few words have to be said both on the obtention of the experimental input and on the theoretical evaluation. As to the first, we remark that the calculation of an average such as (1.3),

$$F_{nk}^{\text{exp}}(Q^2) \equiv \int_0^1 dx p_{nk}(x) F_2^{\text{exp}}(x, Q^2), \quad (3.2)$$

requires some interpolation and extrapolation of  $F_2^{\text{exp}}(x, Q^2)$ . To do so we have used two different methods. We separate  $F_2$  into a singlet and a nonsinglet part, writing

$$F_2 = F_S + F_{NS}.$$

In the first method we use, for each value of  $Q^2$  independently, a phenomenological expression for the  $F$ ,

$$\begin{aligned} F_S^{\text{phen.}}(x) &= (Ax^{-0.44} + C)(1-x)^\nu, \\ F_{NS}^{\text{phen.}}(x) &= Bx^{0.5}(1-x)^\mu. \end{aligned} \quad (3.3)$$

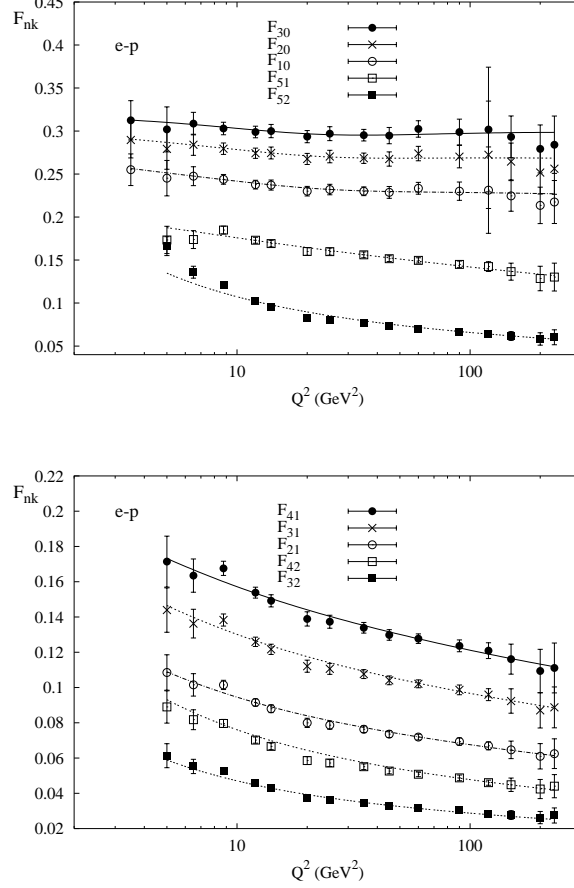
We emphasize that, in the present paper, (3.3) is to be considered as only a convenient interpolation of the data to allow calculation of the integrals (3.2). In fact, the parameters  $A, B, C, \nu, \mu$  are taken to be totally free, and assumed to be *uncorrelated* for different values of  $Q^2$ . Thus, no theoretical bias is induced in the  $Q^2$  dependence.

The second method we consider is to use a *polynomial* parametrization of data. Then the integral involved in the Bernstein average is evaluated with the help of the parametric expression, for each value of  $Q^2$ . A third method will also be used (for the nonsinglet piece); it will be discussed when we deal with  $\nu N$  scattering. As shown below, our results depend very little on the method of interpolation.

We consider the first method to be the cleanest one; the results found using the polynomial parametrization are presented mostly to show the insensitivity of the evaluation to the method of obtaining the “experimental” averages  $F_{nk}^{\text{exp}}(Q^2)$ . By varying  $F_2^{\text{exp}}$  within its experimental error bars (including experimental systematic errors) we obtain the averages, and their errors. The fit to these provides the values of our parameters and what we call our *statistical* error.

The *systematic* error of our fit is really the resultant of the estimated theoretical errors, which we briefly discuss here: full details may be found in ref. 1.

<sup>1</sup> A point to take into account is that not all the averages are independent; because, for each  $Q^2$  we have only six moments, of the 12 possible averages only 6 are independent. This can be taken into account by renormalizing the chi-squared scaling it to the number of independent experimental values; see again ref. 1 for details. This scaling has been taken into account, so the  $\chi^2/\text{d.o.f.}$  presented here refers to the truly independent degrees of freedom.


 FIGURE 1. NNLO fit to Bernstein averages of  $F_2$ ; TMC included.

As stated before, we take as parameters of our fit the values of the moments at a reference momentum,  $\mu_i(n, Q_0^2)$ . For the fit we choose  $Q_0^2 = 8.75 \text{ GeV}^2$ . We may consider changing this to another value: the modification our results will suffer will be a measure of higher order effects. Other higher order effects are the NNNLO corrections, that we estimate both as in ref. 1, and by using the four loop expression<sup>[11]</sup> for  $\alpha_s$ ; higher twist corrections, that we incorporate phenomenologically by adding a contribution

$$\mu_{NS}^{HT}(n, Q^2) = n(a\Lambda^2/Q^2)\mu_{NS}(n, Q^2) \quad (3.4)$$

with  $a$  an unknown parameter, to be fitted, and expected to be of order unity. Next, we take into account target mass corrections (TMC), to order  $m_p^2/Q^2$  by writing (see again ref. 1 for details)

$$\mu_{NS}^{TMC}(n, Q^2) = \mu_{NS}(n, Q^2) + \frac{n(n-1)}{n+2} \frac{m_p^2}{Q^2} \mu_{NS}(n+2, Q^2).$$

It should be noted that the TMCs for the singlet are negligible compared to those of the NS, which is why we only take into account the last. We remark that TMC are incorporated into our best fit, but higher twist corrections or NNNLO ones are only used to estimate the theoretical uncertainty.

Finally, we consider the matter of the number of quark flavours. The only quark threshold we cross is that of the  $b$  quark. We will be working with the moments  $\mu(n, Q^2)$ , so we have only one momentum variable. We then split the  $Q^2$  range into the following two intervals:

$$Q^2 \lesssim m_b^2 \text{ (I); } m_b^2 \lesssim Q^2 \text{ (II).}$$

Then, in region (I) we take  $n_f = 4$  and in region (II),  $n_f = 5$ . The matching will be carried only for the coupling constant, following the standard prescription: to NNLO,<sup>[12]</sup>

$$\beta_0^{n_f+1} \log \frac{\Lambda^2(n_f+1)}{\Lambda^2(n_f)} = (\beta_0^{n_f+1} - \beta_0^{n_f}) L_h + \delta_{NLO} + \delta_{NNLO}$$

where

$$\begin{aligned} \delta_{NLO} &= (b_1^{n_f+1} - b_1^{n_f}) \log L_h - b_1^{n_f+1} \log \frac{\beta_0^{n_f+1}}{\beta_0^{n_f}}, \\ \delta_{NNLO} &= \frac{1}{\beta_0^{n_f} L_h} \left[ (b_1^{n_f+1} - b_1^{n_f}) b_1^{n_f} \log L_h + (b_1^{n_f+1})^2 - (b_1^{n_f})^2 + b_2^{n_f} - b_2^{n_f+1} + \frac{7}{24} \right]. \end{aligned}$$

Here,

$$L_h = \log [m^2(n_f+1)/\Lambda^2(n_f)], \quad b_i = \beta_i/\beta_0$$

and  $m(n_f+1)$  is the pole mass of the  $(n_f+1)$ th quark. For its value we take that of ref. 13.

It is important to realize that this method only provides an approximated evaluation of threshold effects, which are somewhat distorted in the neighbourhood of  $Q^2 = m_b^2$ . To estimate the corresponding error we use an alternate method, which is to avoid the region  $Q^2 \simeq m_b^2$ , i.e., to remove from the fit the corresponding experimental points.

We present in Table 1 a compilation of the results obtained with our calculations at LO, NLO and NNLO, with TMCs taken into account; the fit to the data itself is shown, for the NNLO calculation (with TMC) in Fig. 1. Only *statistical* errors are shown in Table 1; systematic (theoretical) errors will be discussed below. We note that the errors given in Table 1 are “renormalized” to take into account the effective number of independent experimental points, as discussed before.

Order	$\Lambda(n_f = 4)$	$\alpha_s(M_Z^2)$	$\chi^2/\text{d.o.f.}$
LO	$226 \pm 34$	$0.131 \pm 0.003$	$130/(153 - 18)$
NLO	$279 \pm 19$	$0.1155 \pm 0.0014$	$97/(153 - 18)$
NNLO	$274 \pm 13$	$0.1166 \pm 0.0009$	$92/(153 - 18) = 0.68$

Table 1

The NLO corrections are very clearly seen in the fit: the  $\chi^2/\text{d.o.f.}$  decreases substantially when including these. It also decreases when adding NNLO corrections, but the fit is so good already at LO that there is very little room for improvement. However the improvement is seen, particularly in that including NNLO corrections leads to a noticeable gain both in the quality of the determination of the coupling, and in the *stability* of the fits. Also the improvement in the quality of the fit with respect to that of refs. 1,2 is apparent; not only the errors are smaller, but the  $\chi^2/\text{d.o.f.}$  has also substantially decreased, from  $79/(102 - 12) = 0.88$  to the value  $92/(153 - 18) = 0.68$  we get now. In fact, the precision improves also to LO and NLO, thus emphasizing that the improvement, in particular the important gain in stability, is due, to a large extent, to the use of the positivity constraints that prevent the appearance of spurious minima.

The estimated systematic errors, originating from various sources, are shown for the NNLO case in Table 2. It is interesting to remark that the use of the positivity constraints also improves the systematic, theoretical errors, which are now smaller than in the estimates of refs. 1,2, with the exception of the one due to estimated NNNLO effects. But this is because we also include here another source of error, namely, that due to cutting the expansion of  $\alpha_s$  to three loops. We have,



Source of error	$\Lambda(n_f = 4; 3 \text{ loop})$	$\Delta\Lambda(n_f = 4; 3 \text{ loop})$	$\Delta\alpha_s(M_Z^2)$
No TMC	279	5	0.0004
Interpolation	279	5	0.0004
HT	268	6	0.0004
Quark mass effect	269	5	0.0004
$Q_0^2$ to 12 GeV <sup>2</sup>	279	5	0.0004
NNLO	265	10	0.0006

Table 2

Let us comment on the meaning of the different entries. No TMC means that we have *not* taken target mass corrections into account. The corresponding error is *not* included when evaluating the overall theoretical error because, since we take into account TMC in our central value, the error would be of order  $TMC^2$ , or  $\alpha_s \times TMC$ , quite negligible. “Interpolation” means that we have used the polynomial interpolation to calculate the Bernstein averages. HT means that we have taken into account the presence of higher twist by adding a contribution like (3.4). The fitted value of the phenomenological parameter  $a$  is  $a = -0.003 \pm 0.002$ . “Quark mass effect” means that we have cut off the  $b$  quark threshold, as discussed; the error in Table 2 takes into account also the variations due to the error in the  $m_b$  mass, taken (with its value) from ref. 13. “ $Q_0^2$  to 12 GeV<sup>2</sup>” means that we take the input moments to be defined at this value of the momentum,  $\mu_i(n, Q_0^2 = 12 \text{ GeV}^2)$ ,  $i = S, G, NS$ . Finally, NNNLO means that we have fitted with the four loop formula for  $\alpha_s$ .

Composing quadratically systematic (theoretical) and statistical (experimental) errors we find the best result for the QCD coupling,

$$\begin{aligned} \Lambda(n_f = 4, 3 \text{ loop}) &= 274 \pm 13 \text{ (stat.)} \pm 15 \text{ (syst.)} = 274 \pm 20 \text{ MeV;} \\ \alpha_s^{(3\text{loop})}(M_Z) &= 0.1166 \pm 0.0009 \text{ (stat.)} \pm 0.0010 \text{ (syst.)} = 0.1166 \pm 0.0013. \end{aligned} \quad (3.5)$$

The corresponding central value for  $\Lambda(n_f = 5, 3 \text{ loop})$  is of 193 MeV.

It is to be noted that composing the “theoretical” errors as if they were independent leads to a certain amount of double-counting. Thus, the results should be independent of the value of  $Q_0^2$  if the calculation was to all orders, so the two last errors in Table 2 are connected, and our estimate of the “systematic” (theoretic) error is really an overestimate.

An important outcome of our calculations are the values of the moments of the quark and gluon densities, which should be useful as constraints for model-builders. These calculations we have performed in two ways. First, we can take directly the results of the fits. Secondly, we can impose with greater strength the positivity constraints at this initial value,  $Q^2 = Q_0^2$  by weighting the determinantal inequalities that ensure positivity more heavily there, so that the corresponding values of the moments are more reliable. In both cases, the values of all the moments for the NS case, and of the lowest  $n$  (up to  $n = 8$ ) for the quark singlet and gluon moments are essentially unchanged. Also, the values of  $\Lambda$  is left essentially unchanged, another proof of the stability of our results. The corresponding values of the moments are then, at our starting values of  $Q^2 = Q_0^2$ :

$Q_0^2 = 8.75$	$Q_0^2 = 12$
$\mu_{NS}(2) = 0.126 \pm 0.006$	$0.122 \pm 0.005$
$\mu_{NS}(4) = 0.0161 \pm 0.0011$	$0.0150 \pm 0.0010$
$\mu_{NS}(6) = 0.0036 \pm 0.0005$	$0.0032 \pm 0.0008$
$\mu_{NS}(8) = 0.0011 \pm 0.0005$	$0.0009 \pm 0.0004$
$\mu_{NS}(10) = 0.00041 \pm 0.00017$	$0.00026 \pm 0.00010$
$\mu_{NS}(12) = 0.00020 \pm 0.00011$	$0.00011 \pm 0.00006,$

$Q_0^2 = 8.75$	$Q_0^2 = 12$
$\mu_S(2) = 0.0521 \pm 0.0020$	$0.0519 \pm 0.0015$
$\mu_S(4) = (0.62 \pm 0.06) \times 10^{-4}$	$(0.77 \pm 0.06) \times 10^{-4}$
$\mu_S(6) = (0.24 \pm 0.08) \times 10^{-4}$	$(0.34 \pm 0.08) \times 10^{-4}$
$\mu_S(8) = (0.10 \pm 0.05) \times 10^{-4}$	$(0.23 \pm 0.07) \times 10^{-4}$
$\mu_S(10) = (0.39 \pm 0.15) \times 10^{-5}$	$(0.10 \pm 0.05) \times 10^{-4}$
$\mu_S(12) = (0.16 \pm 0.07) \times 10^{-5}$	$(0.41 \pm 0.20) \times 10^{-5}$

and

$Q_0^2 = 8.75$	$Q_0^2 = 12$
$\mu_G(2) = 0.208 \pm 0.006$	$0.209 \pm 0.004$
$\mu_G(4) = (0.94 \pm 0.08) \times 10^{-3}$	$(0.85 \pm 0.08) \times 10^{-3}$
$\mu_G(6) = (0.24 \pm 0.06) \times 10^{-3}$	$(0.27 \pm 0.05) \times 10^{-3}$
$\mu_G(8) = (0.78 \pm 0.28) \times 10^{-4}$	$(0.13 \pm 0.03) \times 10^{-3}$
$\mu_G(10) = (0.33 \pm 0.12) \times 10^{-4}$	$(0.50 \pm 0.20) \times 10^{-4}$
$\mu_G(12) = (0.10 \pm 0.06) \times 10^{-4}$	$(0.20 \pm 0.10) \times 10^{-4}$

As discussed, the results are fairly stable; but we should emphasize that they do *not* include systematic errors, which are expected to be largest for large  $n$ , especially for the quark singlet and gluon moments.

If we do not overweight the reference moments we would have got the following values:

$Q_0^2 = 8.75$	$Q_0^2 = 12$
$\mu_{NS}(2) = 0.126 \pm 0.006$	$0.122 \pm 0.005$
$\mu_{NS}(4) = 0.0160 \pm 0.0010$	$0.0150 \pm 0.0010$
$\mu_{NS}(6) = 0.0036 \pm 0.0005$	$0.0032 \pm 0.0010$
$\mu_{NS}(8) = 0.0010 \pm 0.0005$	$0.0009 \pm 0.0004$
$\mu_{NS}(10) = 0.00034 \pm 0.00011$	$0.00026 \pm 0.00009$
$\mu_{NS}(12) = 0.00017 \pm 0.00009$	$0.00012 \pm 0.00007,$

$Q_0^2 = 8.75$	$Q_0^2 = 12$
$\mu_S(2) = 0.0522 \pm 0.0015$	$0.0519 \pm 0.0008$
$\mu_S(4) = (0.58 \pm 0.05) \times 10^{-4}$	$(0.93 \pm 0.03) \times 10^{-4}$
$\mu_S(6) = (0.27 \pm 0.08) \times 10^{-4}$	$(0.54 \pm 0.02) \times 10^{-4}$
$\mu_S(8) = (0.14 \pm 0.07) \times 10^{-4}$	$(0.41 \pm 0.03) \times 10^{-4}$
$\mu_S(10) = (0.41 \pm 0.12) \times 10^{-5}$	$(0.94 \pm 0.10) \times 10^{-5}$
$\mu_S(12) = (0.22 \pm 0.10) \times 10^{-5}$	$(0.55 \pm 0.09) \times 10^{-5}$

and

$Q_0^2 = 8.75$	$Q_0^2 = 12$
$\mu_G(2) = 0.208 \pm 0.004$	$0.210 \pm 0.003$
$\mu_G(4) = (0.86 \pm 0.04) \times 10^{-3}$	$(0.87 \pm 0.04) \times 10^{-3}$
$\mu_G(6) = (0.29 \pm 0.06) \times 10^{-3}$	$(0.269 \pm 0.013) \times 10^{-3}$
$\mu_G(8) = (0.13 \pm 0.08) \times 10^{-3}$	$(0.95 \pm 0.11) \times 10^{-4}$
$\mu_G(10) = (0.74 \pm 0.08) \times 10^{-4}$	$(0.53 \pm 0.07) \times 10^{-4}$
$\mu_G(12) = (0.24 \pm 0.09) \times 10^{-4}$	$(0.10 \pm 0.05) \times 10^{-4}$

The difference with those reported above may be taken as a measure of the systematic errors involved in the calculations of the reference *moments*.

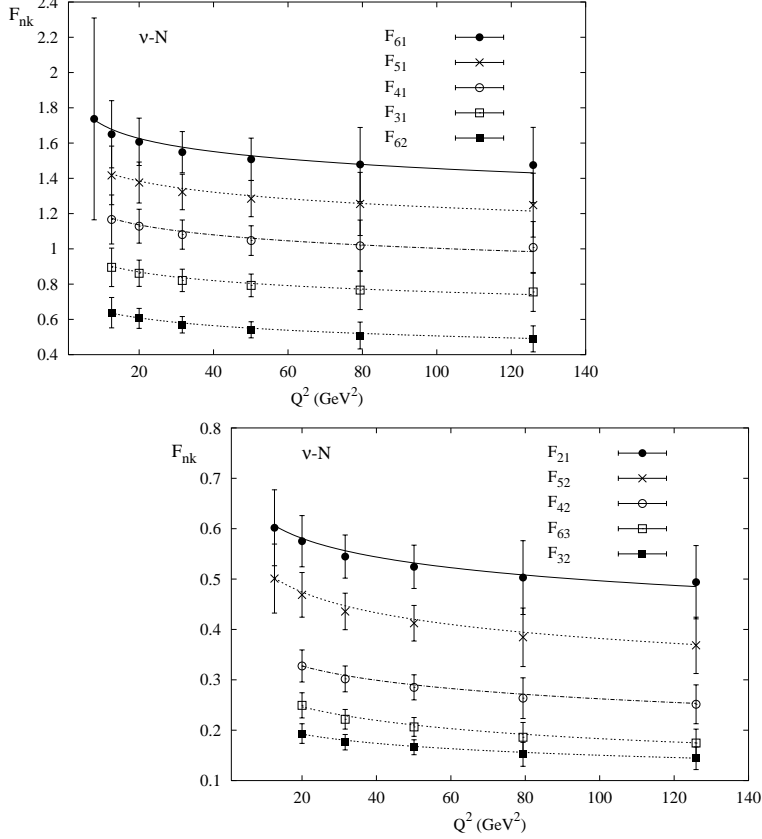


FIGURE 2. Fit to  $xF_3$  with Bernstein averages.

### 3.2 $\nu N$ Scattering

The treatment of  $xF_3$  in  $\nu N$  scattering is essentially similar to that of the nonsinglet part of  $F_2$  in  $ep$  scattering, except for the modifications indicated, which are due to our having now only *odd* moments. We have now 64 Bernstein averages that can be calculated experimentally, and the  $Q^2$  range is from 7.9 to 125.9  $\text{GeV}^2$ .

We do not have now the momentum sum rule, but the Gross–Llewellyn Smith one, which we implement. The results of the fit are shown graphically in Fig. 2.

As for the numerical results, the estimated systematic errors are as for  $ep$  scattering; but, to test the dependence of the results on the parametrizations used to get the experimental Bernstein averages, we have also calculated replacing the interpolating formula, that we now take as

$$xF_3^{\text{phen.}}(x) = Bx^\rho(1-x)^\mu$$

( $\rho$ ,  $\mu$ ,  $B$  free parameters) by a cubic interpolation, requiring also the vanishing of the structure function at both  $x = 0, 1$ . The results are given in the following Tables 3,4.

Order	$\Lambda(n_f = 4)$	$\alpha_s(M_Z^2)$	$\chi^2/\text{d.o.f.}$
LO	$217 \pm 78$	$0.130 \pm 0.006$	0.011
NLO	$281 \pm 57$	$0.116 \pm 0.004$	0.008
NNLO	$255 \pm 55$	$0.1153 \pm 0.0041$	$0.38/(64 - 7) = 0.007$

Table 3

The  $\chi^2/\text{d.o.f.}$  is minute, the reason for which is obvious by looking at Fig. 2: clearly, the experimental errors are much overestimated. Nevertheless, it is satisfactory that the  $\chi^2/\text{d.o.f.}$  of the fits decreases from LO to NLO, and even from this to NNLO. The systematic errors are shown for the NNLO case in Table 4:

Source of error	$\Lambda(n_f = 4; 3 \text{ loop})$	$\Delta\Lambda(n_f = 4; 3 \text{ loop})$	$\Delta\alpha_s(M_Z^2)$
No TMC	298	43	0.0030
Cubic interpol.	269	14	0.0010
HT	270	15	0.0010
Quark mass effect	240	15	0.0010
$Q_0^2$ to 12 GeV <sup>2</sup>	263	8	0.0005
NNLO	209	46	0.0037

Table 4

For the calculation with higher twist contributions, the value of the phenomenological parameter  $a$  is  $a = -0.14 \pm 1.6$ , compatible (within the very large errors) with that found for  $ep$ .

Composing errors as for  $ep$  we find,

$$\begin{aligned} \Lambda(n_f = 4, 3 \text{ loop}) &= 255 \pm 55 \text{ (stat.)} \pm 46 \text{ (syst.)} = 255 \pm 72 \text{ MeV;} \\ \alpha_s^{(3\text{loop})}(M_Z) &= 0.1153 \pm 0.0041 \text{ (stat.)} \pm 0.0061 \text{ (syst.)} = 0.1153 \pm 0.0063. \end{aligned} \quad (3.6)$$

The values of the input moments are

$$\begin{array}{ll} Q_0^2 = 8.75 & Q_0^2 = 12 \\ \mu_\nu(1) = 2.69 \pm 0.05 & 2.71 \pm 0.04 \\ \mu_\nu(3) = 0.099 \pm 0.018 & 0.095 \pm 0.017 \\ \mu_\nu(5) = 0.016 \pm 0.003 & 0.015 \pm 0.003 \\ \mu_\nu(7) = 0.0042 \pm 0.0015 & 0.0039 \pm 0.0013 \\ \mu_\nu(9) = 0.0012 \pm 0.0008 & 0.0011 \pm 0.0005 \\ \mu_\nu(11) = 0.00036 \pm 0.00015 & 0.00032 \pm 0.00011. \\ \mu_\nu(13) = 0.00015 \pm 0.00011 & 0.00012 \pm 0.00009. \end{array}$$

An important consistency check is the comparison of these with the nonsinglet  $ep$  moments (after interpolating to get from odd to even moments, and multiplying by the average charge factor,  $5/18$ ). We find, for  $Q_0^2 = 8.75$ ,

$$\begin{array}{ll} n & (5/18)\mu(\nu N) & \mu_{NS}(ep) \\ 2 & 0.110 & 0.126 \pm 0.006 \\ 4 & 0.010 & 0.0161 \pm 0.0011 \\ 6 & 0.0020 & 0.0036 \pm 0.0005 \\ 8 & 0.0006 & 0.0011 \pm 0.0005 \\ 10 & 0.00021 & 0.00041 \pm 0.00017 \\ 12 & 0.00009 & 0.00020 \pm 0.00011 \end{array}$$

and, for  $Q_0^2 = 12$ ,

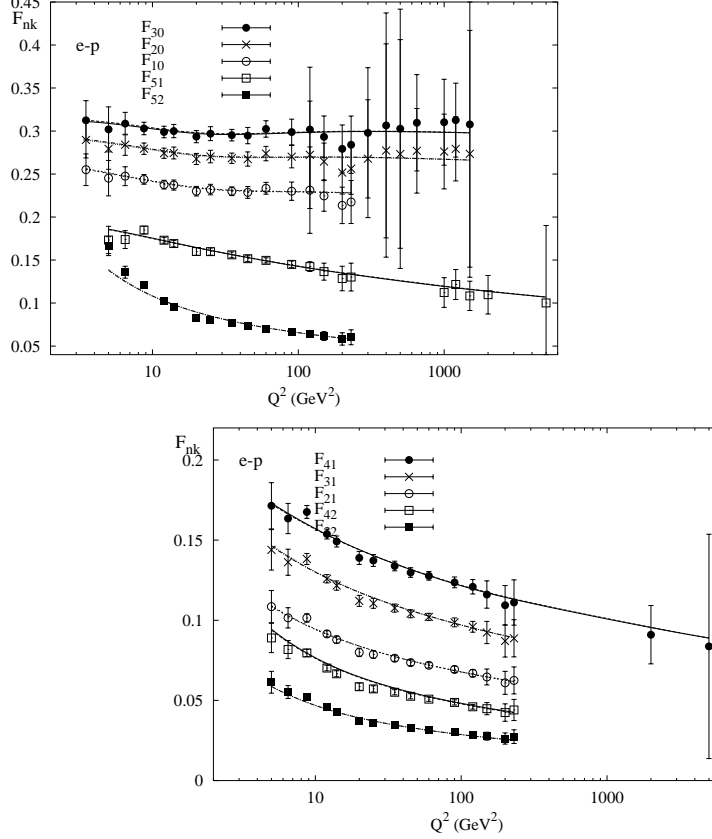


FIGURE 3. Extended fit to  $F_2$ , to  $Q^2=5000$  MeV.

$n$	$(5/18)\mu(\nu N)$	$\mu_{NS}(ep)$
2	0.109	$0.122 \pm 0.005$
4	0.0097	$0.0150 \pm 0.0010$
6	0.0019	$0.0032 \pm 0.0008$
8	0.00054	$0.00090 \pm 0.0004$
10	0.00020	$0.00026 \pm 0.00010$
12	0.00005	$0.00009 \pm 0.00004$

The discrepancies are what one would expect from corrections due to perturbative, experimental and interpolation effects, as well as the different isospin structure.

### 3.3 Extrapolation to higher $Q^2$ for $ep$ Scattering. Bound on Squark and Gluino Masses

As mentioned at the beginning of Sect. 3.1 we have, in the calculations carried till now, only considered fitting averages  $F_{nk}$  such that we have experimental points covering the whole interval  $[\bar{x}_{nk} - \Delta\bar{x}_{nk}, \bar{x}_{nk} + \Delta\bar{x}_{nk}]$  where the corresponding Bernstein polynomial is concentrated; and this, to rely only on *interpolations* when evaluating the experimental averages. This is what limits the upper range of values of  $Q^2$  we can use to  $Q^2 \leq 230$  GeV<sup>2</sup>. Now, the results of our fits are so good that we may consider extending them to higher values of  $Q^2$ . This will imply extrapolation to calculate the integrals, and hence larger errors for the experimental input, as well as a certain dependence on the parametrization we use to evaluate the Bernstein integrals. On the other hand, this will permit an important check of the possibility to extrapolate our results to higher  $Q^2$ , an important issue in view of eventual applications to LHC studies.

To be precise, what we do is the following. We fit the recent HERA data on large  $Q^2$   $ep$  scattering for  $F_2$  with an expression like the one used before,

$$F_S^{\text{phen.}}(x) = (Ax^{-0.44} + C)(1-x)^\nu,$$

$$F_{NS}^{\text{phen.}}(x) = Bx^{0.5}(1-x)^\mu.$$

We now admit a number of new averages, where the corresponding Bernstein polynomials are peaked around  $x \sim 0$ . Specifically, we now admit averages provided only that at least six experimental points lie inside the interval  $[\bar{x}_{nk} - \Delta\bar{x}_{nk}, \bar{x}_{nk} + \Delta\bar{x}_{nk}]$ , (but we do not require that they extend to the edges) so that the fit be meaningful. In this way, we are able to include experimental averages up to  $Q^2 = 650 \text{ GeV}^2$  for  $F_{20}^{\text{exp.}}$ ,  $F_{30}^{\text{exp.}}$  and up to  $Q^2 = 5000 \text{ GeV}^2$  for  $F_{41}^{\text{exp.}}$ ,  $F_{51}^{\text{exp.}}$ ; other averages would get so large errors to make them meaningless. We then follow two strategies: i) We *include* the new points in the fit, which tests the stability of our results. If we do so we obtain the new results,

$$\Lambda(n_f = 4, 3 \text{ loop}) = 269 \pm 14 \text{ MeV (stat.);}$$

$$\alpha_s^{(3 \text{ loop})}(M_Z) = 0.1163 \pm 0.0010 \text{ (stat.)} \quad (3.7)$$

with a  $\chi^2/\text{d.o.f.}$  of  $\chi^2/\text{d.o.f.} = 93.5/(174 - 18) = 0.60$  slightly better than with the restricted fit.<sup>2</sup> The agreement of (3.7) with (3.5) proves the noteworthy stability of our results.

ii) Alternatively, we can *extrapolate* our results, with the central values as given in Eq. (3.5), plot the corresponding values for (the averages of)  $F_2$ , and compare them both with data and with the curves obtained from the overall fit obtained following the procedure outlined in (i) above.

The theoretical curves obtained with both methods, together with the corresponding experimental values, are shown in Fig. 3. The agreement of the curves found fitting also the new points, or simply extrapolating our previous results is so good you can hardly tell them apart in the figure. This shows very clearly the *predictive* power of our evaluation: from the input region, between  $3.5$  and  $230 \text{ GeV}^2$ , to the  $5000 \text{ GeV}^2$  of Fig. 3.

As an application of this, we improve on the bounds on squark and gluino masses obtained in ref. 2. Repeating the analysis carried there, we may conclude that the fact that the  $\chi^2/\text{d.o.f.}$  actually *decrease* (slightly) when including high  $Q^2$  data implies that no new particles are excited in this range. This provides the bound

$$m_{\tilde{q}}, m_{\tilde{g}} \geq 60 \text{ GeV}$$

for the masses of squarks or gluinos.

#### 4. Comparison with other calculations

We next show a table comparing our results to previous determinations for  $\alpha_s(M_Z^2)$ . These are taken from the review by Bethke<sup>[14]</sup>, except the  $Z \rightarrow \text{jets}$  one which is from ref. 15 and the one referred to as “our old result” which is of course that of ref. 1. We include only the processes where the theoretical calculation has been pushed to the NNLO level.

<sup>2</sup> We can even interpret the slightly smaller value of  $\Lambda$  obtained here as due to the greater weight that have now large  $Q^2$  data, so diminishing the contamination with higher twist effects.

Process	Average $Q^2$ or $Q^2$ range [GeV] <sup>2</sup>	$\alpha_s(M_Z^2)$
DIS; $\nu$ , Bj	1.58	$0.121^{+0.005}_{-0.009}$
DIS; $\nu$ , GLS	3	$0.112 \pm 0.010$
$\tau$ decays	$(1.777)^2$	$0.1181 \pm 0.0031$
$e^+e^- \rightarrow$ hadrons	100 — 1600	$0.128 \pm 0.025$
$Z \rightarrow$ hadrons	$(91.2)^2$	$0.124 \pm 0.005$
$Z \rightarrow$ jets	$(91.2)^2$	0.117
Our result( $\nu N$ ; $xF_3$ )	8 — 120	$0.1153 \pm 0.0041$
Our <i>old</i> result ( $ep$ )	2.5 — 230	$0.1172 \pm 0.0024$
Our result now ( $ep$ , I)	3.5 — 230	$0.1166 \pm 0.0013$
Our result now ( $ep$ , II)	3.5 — 5000	$0.1163 \pm 0.0014$

Table 5

Here DIS means deep inelastic scattering, Bj stands for the Bjorken, and GLS for the Gross–Llewellyn Smith sum rules. We have presented our two results here, the one for the smaller  $Q^2$  range (I, that we consider the more reliable) and the extended range one (II).

All determination are compatible with one another, within errors, with one exception: the value obtained from  $Z$  decay into hadrons is clearly above the average. Since this is a very robust result, we would conclude that the most likely explanation of this anomaly is the presence of very large NNNLO corrections for this process.

We finish this paper with brief comments on other recent work on our subject. First, we have the evaluations of Kataev et al.<sup>[16]</sup> who consider  $\nu N$  scattering to NNLO. In their work, it is necessary to interpolate to obtain even moments and also to assume a Jacobi polynomial expansion for the structure function. They find the value  $A(n_f = 4, 3 \text{ loop}) = 332 \pm 36$ , where some systematic errors are not taken into account. The result is compatible with ours, within errors. A second paper is that of van Neerven and Vogt<sup>[17]</sup> who, however, are only interested in the consistency of the data with NNLO perturbation theory but, as far as we can see, no effort is made to extract the value of  $\alpha_s$ .

## Appendix

The constraints imposed on the moments of a positive function are based on the following result:

**Theorem (Lukacs).** A polynomial positive in the interval  $[0, +1]$  may be written as

$$P_{2n}(x) = \left( \sum_{k=0}^n a_k x^k \right)^2 + x(1-x) \left( \sum_{k=0}^{n-1} b_k x^k \right)^2$$

(even degree)

$$P_{2n-1}(x) = x \left( \sum_{k=0}^{n-1} a_k x^k \right)^2 + (1-x) \left( \sum_{k=0}^{n-1} b_k x^k \right)^2$$

(odd degree). See e.g. Ahiezer and Krein, ref. 8, p. 35.

For polynomials in  $x^2$ , we write  $P(x^2)$ ,  $P$  as before; likewise,  $xP(x^2)$  gives polynomials in odd powers of  $x$ .

## Positivity

Consider the moments

$$M_i = \int_0^1 dt t^i \Psi(t), \quad i = 0, 1, \dots, N, \quad (\text{A1})$$

where the function  $\Psi$  is positive (*Hausdorff moment problem*). We are going to describe necessary and sufficient conditions for the  $M_i$  to verify (A1). The conditions depend on whether  $N$  is even or odd, and are derived from the representation of polynomials positive in the interval  $[0, 1]$ .

**Theorem.** i) Let  $N = 2m$  be even. Then, if  $P_N$  is positive we write it as

$$P_N(t) = \left( \sum_{i=0}^m a_i t^i \right)^2 + t(1-t) \left( \sum_{i=0}^{m-1} b_i t^i \right)^2. \quad (\text{A2a})$$

ii) If  $N = 2m - 1$  is odd,

$$P_N(t) = t \left( \sum_{i=0}^{m-1} a_i t^i \right)^2 + (1-t) \left( \sum_{i=0}^{m-1} b_i t^i \right)^2. \quad (\text{A2b})$$

On integrating the  $P_N$  with  $\Psi$  we find the following conditions:

i) For  $N$  even:

$$\sum_{i,j=0}^m a_i a_j M_{i+j} + \sum_{i,j=0}^{m-1} b_i b_j [M_{i+j+1} - M_{i+j+2}] \geq 0; \quad (\text{A3a})$$

for  $N = \text{odd}$ ,

$$\sum_{i,j=0}^{m-1} a_i a_j M_{i+j+1} + \sum_{i,j=0}^{m-1} b_i b_j [M_{i+j} - M_{i+j+1}] \geq 0. \quad (\text{A3b})$$

The problem is solved completely by using the following result:

**Theorem.** The quadratic form

$$Q[\xi] = \sum_{i,j=0}^n \lambda_{i+j} \xi^i \xi^j$$

is positive if, and only if, all determinants

$$\Delta_k[\lambda] = \det \begin{pmatrix} \lambda_0 & \lambda_1 & \dots & \lambda_k \\ \lambda_1 & \lambda_2 & \dots & \lambda_{k+1} \\ \dots & \dots & \dots & \dots \\ \lambda_k & \lambda_{k+1} & \dots & \lambda_{2k} \end{pmatrix} \quad (\text{A4})$$

are positive for  $2k \leq n$ .

**Connection with DIS**

For electroproduction, and  $F = F_{NS}, F_S, F_G$  you know

$$\mu_n = \int_0^1 dx x^{n-2} F(x), \quad n = 2, 4, 6, \dots$$

Set then

$$t = x^2, \quad n - 2 = 2i, \quad \Psi(t) = \frac{1}{2} t^{-1/2} F(t^{1/2});$$

then you have the  $M_i$  given by

$$M_i = \int_0^1 dt t^i \Psi(t), \quad i = 0, 1, 2 \dots$$

For neutrino scattering,

$$\mu_n = \int_0^1 dx x^{n-1} F_3(x), \quad n = 1, 3, 5, \dots$$

With  $n - 1 = 2i$  now, the rest as before, we get moments

$$M_i = \int_0^1 dx t^i \Psi(t), \quad i = 0, 1, 2 \dots$$



## Acknowledgments

The authors are indebted to A. Vermaseren and G. Parente for several illuminating discussions. One of us wishes to thank the Schrödinger Institute, where part of this work was made.

The financial support of CICYT, MECD, MCYT (FPA2000-1558) and Junta de Andalucía (FQM-101) (Spain), and of the European Union (HPRN-CT-2000-00149) is gratefully acknowledged.

## References

- 1.- J. SANTIAGO AND F. J. YNDURÁIN, *Nucl. Phys.*, **B563** (1999) 45
- 2.- J. SANTIAGO AND F. J. YNDURÁIN, *Nucl. Phys. B (Proc. Suppl.)*, **86** (2000) 69
- 3.- W. L. VAN NEERVEN AND E. B. ZIJLSTRA, *Phys. Lett.*, **B272** (1991) 127 and 476; *ibid* B273 (1991) 476; *Nucl. Phys.* **B383** (1992) 525.
- 4.- S. A. LARIN ET AL., *Nucl. Phys.*, **B427** (1994) 41 and **B492** (1997), 338.
- 5.- F. J. YNDURÁIN, *Phys. Lett.*, **74B** (1978) 68.
- 6.- A. RETY AND J. A. M. VERMASEREN, hep-ph/0007294.
- 7.- J. A. SHOHAT AND J. D. TAMARKIN, “The Problem of Moments”, Amer. Math. Soc., 1943.
- 8.- N. I. AKHIESER AND M. KREIN, “Some Questions in the Theory of Moments”, Amer. Math. Soc., 1962.
- 9.- For  $ep$  data: L. W. WHITLOW ET AL., *Phys. Lett.*, **B282** (1992) 475; A. BENVENUTI ET AL., *Phys. Lett.*, **B223** (1989) 485; M. R. ADAMS ET AL., *Phys. Rev.*, **D54** (1996) 3006; M. DERRICK ET AL., *Z. Phys.*, **C72** (1996) 399; S. AID ET AL., *Nucl. Phys.*, **B470** (1996) 3; ADLOFF ET AL., *Eur. Phys. J.*, **C13** (2000) 609.
- 10.- W. G. SELIGMAN ET AL., *Phys. Rev. Lett.*, **79** (1997) 1213.
- 11.- T. VAN RITBERGEN, J. A. M. VERMASEREN AND S. A. LARIN, *Phys. Lett.*, **B400** (1997) 379.
- 12.- G. K. CHETYRKIN, B. A. KNIEHL AND M. STEINHAUSER, *Phys. Rev. Lett.*, **79** (1997) 2184.
- 13.- A. PINEDA AND F. J. YNDURÁIN, *Phys. Rev.*, **D58** (1998) 094022 and *ibid.*, **D61**, 077505 (2000).
- 14.- S. BETHKE, *J. Phys.*, **G26** (2000) R27.
- 15.- P. ABREU ET AL., *Eur. Phys. J.*, **C14** (2000) 557.
- 16.- A. L. KATAEV, G. PARENTE AND A. V. SIDOROV, hep-ph/0012014.
- 17.- W. L. VAN NEERVEN AND A. VOIGT, *Nucl. Phys.*, **B588** (2000) 345.

