

# Implications of a $300 - 500 \text{ GeV}/c^2$ $Z'$ boson on $p\bar{p}$ collider data at $\sqrt{s} = 1.8 \text{ TeV}$

Arie Bodek<sup>1</sup> and Ulrich Baur<sup>2</sup> (UR-1617, UB-HET-01-02)

<sup>1</sup>*Department of Physics and Astronomy, University of Rochester, Rochester, NY 14627*

<sup>2</sup>*Department of Physics, State University of New York at Buffalo, Buffalo, New York, 14260*

Recent analyses of precision low energy electroweak data indicate that the deviation from the Standard Model predictions of the measurement of atomic parity violation ( $2.3\sigma$ ), the effective number of massless neutrinos ( $2\sigma$ ), and  $A_b$  ( $2.7\sigma$ ) could be better described if the existence of an extra  $Z'$  neutral gauge boson is assumed. We investigate the implications of a  $300 - 500 \text{ GeV}/c^2$  extra  $Z'$  on current  $p\bar{p}$  collider data at  $\sqrt{s} = 1.8 \text{ TeV}$ , including the forward-backward charge asymmetry for very high mass  $e^+e^-$  pairs, and the invariant mass spectrum of high mass  $e^+e^-$ ,  $\mu^+\mu^-$ ,  $t\bar{t}$  and  $b\bar{b}$  pairs. For example, a  $500 \text{ GeV}/c^2$   $Z'$  with a total production cross section of  $\approx 3 \text{ pb}$  and enhanced coupling to the third generation, better describes both the low energy and the Tevatron data.

PACS numbers: 12.14.Ji, 12.15.Mm, 12.38.Qk, 12.60.-i, 12.60.Cn

Recent analyses [1,2] of precision electroweak data indicate that there are several measurements for which the deviations from the Standard Model predictions are larger than two standard deviations ( $\sigma$ ). These include the measurements of atomic parity violation [3] ( $2.3\sigma$ ), the effective number of massless neutrinos [4] ( $2\sigma$ ), and  $A_b$  [4] ( $2.7\sigma$ ). These analyses show that the data are better described if an extra  $Z'$  neutral gauge boson is assumed. In this analysis, we investigate if there is evidence for a  $Z'$  boson in current  $p\bar{p}$  collider data at  $\sqrt{s} = 1.8 \text{ TeV}$ .

We take the parameters and couplings of the  $Z'$  to the first generation quarks and leptons from the analysis of the atomic parity violation data by Rosner [1]. Rosner's analysis indicates that the atomic parity violation data [3] are better described with an  $E_6$  extra  $Z'$  boson. Within this model [5] there is a continuum of  $Z'$  possibilities given by  $Z' = Z_\psi \cos \phi + Z_\chi \sin \phi$ . Rosner's analysis of the atomic parity violation data yields a best fit for a region of allowed  $Z'$  mass,  $M_{Z'}$ , and  $\phi$ . For example, For  $\phi = 120^\circ$  the data are best fit with an  $E_6$   $Z'$  with a mass of about  $800 \text{ GeV}/c^2$ . For an  $E_6$   $Z'$  with  $M_{Z'} = 500 \text{ GeV}/c^2$ , the atomic parity violation data are best fit with  $\phi = 70^\circ \pm 5^\circ$  and  $\phi = 160^\circ \pm 5^\circ$ , and for a  $Z'$  with a mass of  $350 \text{ GeV}/c^2$ , these data are best fit with  $\phi = 60^\circ \pm 5^\circ$  and  $\phi = 173^\circ \pm 5^\circ$ .

Erler and Langacker [2] extend the  $Z'$  analysis to include all precision electroweak data, and include more general classes of  $Z'$  models. In one of the cases, the analysis is extended to allow for the coupling to the third generation to be different from the coupling to the first two generations. With these additional parameters, they are not able to place a constraint on  $M_{Z'}$ , but the low energy electroweak data prefer a  $Z'$  with a small (but finite) mixing to the  $Z$ , and a large coupling to the third generation, as expected in some models [2,6]. The larger coupling to  $b\bar{b}$  pairs is needed to account for the  $2.7\sigma$  deviation of  $A_b$  [4] from the Standard Model prediction.

Although the mass limits [7] from CDF and DØ [8] for a variety of  $Z'$  models are in the  $600 \text{ GeV}/c^2$  range, the

limits are reduced [7] by 100 to  $150 \text{ GeV}/c^2$ , if the  $Z'$  width (typically  $\Gamma_{Z'} \approx 0.01 M_{Z'}$ ) is increased to account for the possibility of additional decays modes to exotic fermions (which are predicted in  $E_6$  models), and/or supersymmetric particles. The limits are even lower if one includes the possibility of a more general model with enhanced couplings to the third generation. Therefore, we investigate the present Run I collider data for high mass  $e^+e^-$ ,  $\mu^+\mu^-$ ,  $t\bar{t}$ , and  $b\bar{b}$  final states, and look for possible signatures for a  $Z'$  extra gauge boson of the kind that is favored by the low energy data. We constrain the relationship between the couplings to the first two generations and the mass of the  $Z'$  to be the same as that for an  $E_6$   $Z'$  boson from Rosner's fits to the low energy measurements.

In hadron-hadron collisions at high energies, massive  $e^+e^-$  and  $\mu^+\mu^-$  pairs are produced via the Drell-Yan  $\gamma^*/Z$  process. The presence of both vector and axial-vector couplings in this process gives rise to an asymmetry [5],  $A_{FB}$ , in the final-state angle of the *lepton* in the rest frame of the  $e^+e^-$  and  $\mu^+\mu^-$  pair (with respect to the *proton* direction). Within the Standard Model, for  $M \gg M_Z$ , the large predicted asymmetry ( $\approx 0.61$ ) is a consequence of the interference between the propagators of the  $\gamma^*$  and  $Z$ . New interactions such as an extra  $Z'$  boson result in deviations from the standard model predictions in both  $d\sigma/dM$  and  $A_{FB}$ .

Figures 1 and 2 compare the measured high mass Drell-Yan  $d\sigma/dM$  (CDF [9,10] and DØ [8]) and  $A_{FB}$  (CDF [10]) to theoretical predictions. The Standard Model  $d\sigma/dM$  curve is a QCD NNLO [11] calculation with MRST99 NLO PDFs [12]. The predictions in Figure 1(a) are normalized by a factor  $F = 1.11$ , the ratio of the CDF measured total cross section in the  $Z$  region [13] to the NNLO prediction (the overall normalization uncertainties are 3.9% for the experimental data and 5% for the NNLO theory). The Standard Model prediction for  $A_{FB}$  has been calculated [14] in QCD-NLO with  $\sin^2 \theta_{eff}^{lept} = 0.232$ . The measured  $d\sigma/dM$  and  $A_{FB}$  values are in good agreement with the standard model

predictions. In the two highest mass bins (4 events in the  $300 - 600 \text{ GeV}/c^2$  range),  $A_{FB}$  is about 2.2 standard deviations below the standard model prediction (there are 3 events in the negative hemisphere and one event in the positive hemisphere). An asymmetry in the  $300 - 600 \text{ GeV}/c^2$  range which is smaller than the Standard Model prediction could result from the exchange of a  $300 - 500 \text{ GeV}/c^2$   $Z'$  gauge boson.

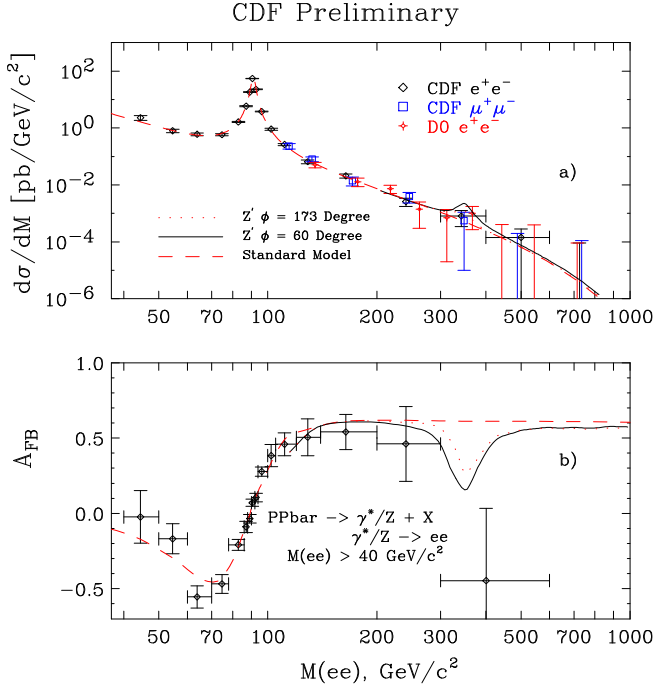


FIG. 1. (a)  $d\sigma/dM$  distribution of  $e^+e^-$  (CDF and DØ) and  $\mu^+\mu^-$  pairs (CDF). The Standard Model theoretical predictions (dashed line) have been normalized (by a factor of 1.11) to the CDF data in the  $Z$  boson mass region. (b) CDF  $A_{FB}$  versus mass compared to the standard model expectation (dashed). Also shown are the predicted theoretical curves ( $\times 1.11$ ) for  $d\sigma/dM$  and  $A_{FB}$  with an extra  $E_6$  boson with  $M_{Z'} = 350 \text{ GeV}/c^2$  and  $\Gamma_{Z'} = 0.1 M_{Z'}$ , for  $\phi = 60^\circ$  (solid) and  $\phi = 173^\circ$  (dotted).

For the  $E_6$   $Z'$  models that were fit to the low energy electroweak data, the couplings to the first two generations are well constrained. Contributions to the  $Z'$  cross section from  $t\bar{t}$  and  $b\bar{b}$  annihilation are strongly suppressed due to the small  $t\bar{t}$  and  $b\bar{b}$  parton luminosities, even in the case where the  $Z't\bar{t}$  and  $Z'b\bar{b}$  couplings are strongly enhanced. For a given  $Z'$  mass and  $\phi$ , the total  $Z'$  production cross section (in all channels) in  $pp$  collider data at  $\sqrt{s} = 1.8 \text{ TeV}$  thus is determined by the couplings of the  $E_6$   $Z'$  to the first and second generation up and down type quarks. The partial width to electrons is also determined. The integrated cross section for  $e^+e^-$  final states,  $\sigma \times \text{BR}(Z' \rightarrow e^+e^-)$ , is determined by the  $Z' \rightarrow e^+e^-$  branching ratio, and is therefore proportional to  $1/\Gamma_{Z'}$ . In contrast, the prediction for  $A_{FB}$ , which results from the interference between the Standard

Model and the  $Z'$  amplitudes, is quite insensitive to the  $Z'$  width. In this study, we compare the Run I collider data to a model with a  $Z'$  width of  $\Gamma_{Z'} = 0.1 M_{Z'}$  (which is about a factor of 10 larger than the expected width for an  $E_6$   $Z'$  boson for the case of universal couplings to all three generations). This allows for enhanced couplings to the quarks of the third generation, or for additional decay modes to exotic fermions or supersymmetric particles.

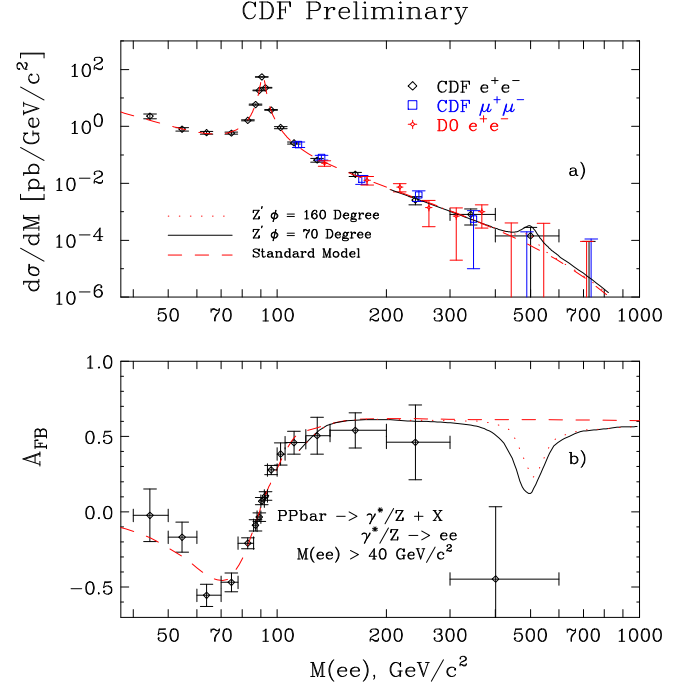


FIG. 2. Same as Figure 1, but shown here are the predicted theoretical curves for  $d\sigma/dM$  ( $\times 1.11$ ) and  $A_{FB}$  with an extra  $E_6$  boson with  $M_{Z'} = 500 \text{ GeV}/c^2$  and  $\Gamma_{Z'} = 0.1 M_{Z'}$ , for  $\phi = 70^\circ$  (solid) and  $\phi = 160^\circ$  (dotted).

The predictions for  $d\sigma/dM$  and  $A_{FB}$  for the case of the Drell-Yan process including an extra  $E_6$   $Z'$  boson (for a given  $M$  and  $\phi$ ) are first calculated in leading order in QCD (with MRSR2 NLO PDFs), ignoring contributions from  $t\bar{t}$  and  $b\bar{b}$  annihilation.  $d\sigma/dM$  is then multiplied by a differential  $K$ -factor,  $K(M)$ , which is determined by comparing the leading order prediction for  $d\sigma/dM$  including a  $50 \text{ TeV}/c^2$   $Z'$  (i.e. effectively no  $Z'$  in the model) to the Standard Model  $d\sigma/dM$  prediction from the QCD NNLO [11] calculation (with MRST99 NLO PDFs). In the  $300 - 400$  and  $400 - 600 \text{ GeV}/c^2$  ranges, we obtain a differential  $K$ -factor of 1.172 and 1.154, respectively. Since we plan to compare to CDF Drell-Yan data, the predictions in Figure 1(a) and 2(a) are normalized by a factor  $F = 1.11$ , the ratio of the CDF measured total cross section in the  $Z$  region [13] to the NNLO prediction. Because the data show a clustering of events at mass values of 350 and  $500 \text{ GeV}/c^2$ , we investigate the signatures for a  $Z'$  boson with these two mass values. As mentioned earlier, in all of the calculations we use a  $Z'$  width of  $\Gamma_{Z'} = 0.1 M_{Z'}$ . If we use a smaller width, the

cross section in the di-lepton channel would be larger by a factor proportional to  $1/\Gamma_{Z'}$ .

For an  $E_6$  gauge boson with  $M_{Z'} = 350 \text{ GeV}/c^2$ ,  $\Gamma_{Z'} = 0.1 M_{Z'}$ , and  $\phi = 60^\circ$  ( $173^\circ$ ), the theoretical prediction ( $\times 1.11$ ) for the integrated total cross section of  $e^+e^-$  pairs in the  $300 - 400 \text{ GeV}/c^2$  mass range is  $73$  ( $31$ )  $fb$ . The corresponding cross section for the Standard Model prediction ( $\times 1.11$ ) in this range is  $54 \text{ fb}$ . Both the Standard Model cross section, and the cross section including an additional  $350 \text{ GeV}/c^2$   $Z'$  are consistent with the observed CDF cross section in this range of  $81 \pm 47 \text{ fb}$ . Our predicted theoretical curves for  $d\sigma/dM$  and  $A_{FB}$  with an extra  $E_6$  boson, for  $M_{Z'} = 350 \text{ GeV}/c^2$  and  $\Gamma_{Z'} = 0.1 M_{Z'}$ , are shown in Figure 1. The total production cross section ( $\times 1.11$ ) for this  $Z'$  for  $\phi = 60^\circ$  ( $173^\circ$ ) is  $17$  ( $11$ )  $pb$ . For  $A_{FB}$ ,  $\phi = 60^\circ$  results in a better agreement of theory and data than  $\phi = 173^\circ$ . In the  $300 - 600 \text{ GeV}/c^2$  range, the probability that the forward backward asymmetry predicted by the Standard Model agrees with CDF data is  $2.4\%$  (see Table I). For  $M_{Z'} = 350 \text{ GeV}/c^2$ ,  $\Gamma_{Z'} = 0.1 M_{Z'}$ , and  $\phi = 60^\circ$  ( $173^\circ$ ), the corresponding probability is  $13.4\%$  ( $7.7\%$ ).

Because the couplings of the  $E_6$   $Z'$  to the first two generations of quarks and leptons are constrained by the fit to the low energy electroweak data, most of this cross section should appear in the form of decay modes to either exotic fermions (which are predicted in  $E_6$  models) and/or supersymmetric particles, or decays to third generation quarks. Since the analysis of Erler and Langacker [2] indicates that a larger coupling to the third generation is needed to account for the  $2.7\sigma$  deviation from the Standard Model of  $A_b$  [4], we look for  $Z'$  signatures in the invariant mass spectra of  $t\bar{t}$  and  $b\bar{b}$  high mass pairs. The CDF 95% CL limit on the  $b\bar{b}$  cross section [15] for a  $350 \text{ GeV}/c^2$   $Z'$  varies from  $12 \text{ pb}$  for a very narrow  $Z'$  to  $28 \text{ pb}$  for a  $Z'$  with  $\Gamma_{Z'} = 0.3 M_{Z'}$ . Therefore, a production cross section of  $11$  to  $17 \text{ pb}$  for a  $350 \text{ GeV}/c^2$   $Z'$  with  $\Gamma_{Z'} = 0.1 M_{Z'}$  (which predominantly decays to  $b\bar{b}$  pairs) is consistent with these  $b\bar{b}$  limits. Note that  $Z' \rightarrow t\bar{t}$  decays are either forbidden or strongly phase space suppressed for  $M_{Z'} = 350 \text{ GeV}/c^2$ .

The Standard Model  $e^+e^-$  Drell-Yan cross section for the  $300 - 400 \text{ GeV}/c^2$  mass range and the  $Z' \rightarrow e^+e^-$  cross section for  $M_{Z'} = 350 \text{ GeV}/c^2$  and  $\Gamma_{Z'} = 0.1 M_{Z'}$ , with  $\phi = 60^\circ$  and  $\phi = 173^\circ$  are summarized in Table II. The  $Z' \rightarrow e^+e^-$  branching ratio and the total  $Z'$  production cross section are also shown in the table.

For an  $E_6$  gauge boson with  $M_{Z'} = 500 \text{ GeV}/c^2$ ,  $\Gamma_{Z'} = 0.1 M_{Z'}$ , and  $\phi = 70^\circ$  ( $160^\circ$ ), the theoretical prediction ( $\times 1.11$ ) for the integrated total cross section of  $e^+e^-$  pairs in the  $400 - 600 \text{ GeV}/c^2$  mass range is  $17$  ( $7$ )  $fb$ . The corresponding cross section for the Standard Model prediction ( $\times 1.11$ ) in this range is  $17 \text{ fb}$ . Both the Standard Model cross section, and the cross section including an additional  $500 \text{ GeV}/c^2$   $Z'$  are consistent with the observed CDF cross section in this range of  $28 \pm 28 \text{ fb}$ . Our predicted theoretical curves for  $d\sigma/dM$  and  $A_{FB}$  with an extra  $E_6$  boson, for  $M_{Z'} = 500 \text{ GeV}/c^2$  and

$\Gamma_{Z'} = 0.1 M_{Z'}$ , are shown in Figure 2. The total (with decay to all channels) production cross section ( $\times 1.11$ ) for this  $Z'$ , together with the  $Z' \rightarrow e^+e^-$  branching ratio and the Standard Model Drell-Yan cross section in the  $400 - 600 \text{ GeV}/c^2$  mass range are listed in Table II. For  $A_{FB}$ , the prediction for  $\phi = 70^\circ$  gives better agreement with the data than that for  $\phi = 160^\circ$ . For  $\phi = 70^\circ$  ( $160^\circ$ ), the probability that theory and data agree is  $6.3\%$  ( $3.7\%$ ) (see Table I).

We now look for possible signatures of a  $Z'$  with these production cross sections in the  $b\bar{b}$  and  $t\bar{t}$  channels. In the  $b\bar{b}$  channel, the CDF 95% CL cross section limit for a  $Z'$  boson with  $500 \text{ GeV}/c^2$  varies from  $3.1 \text{ pb}$  for a very narrow  $Z'$  to  $5.5 \text{ pb}$  for a  $Z'$  with  $\Gamma_{Z'} = 0.3 M_{Z'}$ . In the  $t\bar{t}$  channel, the CDF 95% CL cross section limit for a  $Z'$  boson with  $M_{Z'} = 500 \text{ GeV}/c^2$  is  $7.5 \text{ pb}$ . Therefore, a production cross section of  $1.7$  to  $3.2 \text{ pb}$  for a  $500 \text{ GeV}/c^2$   $Z'$  with  $\Gamma_{Z'} = 0.1 M_{Z'}$  (see Table II), which predominantly decays to  $b\bar{b}$  and/or  $t\bar{t}$  pairs, is consistent with these limits. It is interesting to note that the published  $t\bar{t}$  and  $b\bar{b}$  mass distributions show a slight excess of events in the  $500 \text{ GeV}/c^2$  region.

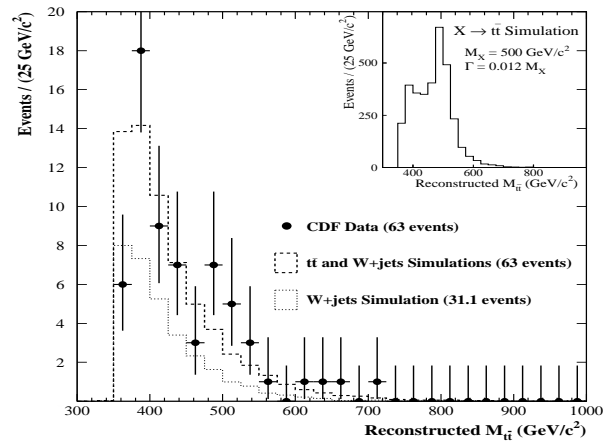


FIG. 3. The invariant mass distribution of  $t\bar{t}$  pairs at CDF (fit with  $m_t = 175 \text{ GeV}/c^2$ ). The published CDF  $Z'$  cross section 95% CL upper limit in the  $t\bar{t}$  channel is  $7.5 \text{ pb}$  at  $M_{t\bar{t}} = 500 \text{ GeV}/c^2$ . The  $1.4\sigma$  excess at  $500 \text{ GeV}/c^2$  in the invariant mass spectrum corresponds to a cross section of  $2.3 \pm 1.7 \text{ pb}$ .

Figure 3 shows the CDF published [16,17] invariant mass distribution of  $t\bar{t}$  pairs (assuming  $m_t = 175 \text{ GeV}/c^2$ ). The  $1.4\sigma$  excess at  $500 \text{ GeV}/c^2$  in the invariant mass spectrum corresponds [17] to  $\sigma \times \text{BR}(t\bar{t}) = 2.3 \pm 1.7 \text{ pb}$ . Therefore, the CDF  $t\bar{t}$  data support the hypothesis of a  $Z'$  boson with a large coupling to the third generation. Although DØ has not searched for resonances in the  $t\bar{t}$  channel, the published DØ mass spectrum [18] for  $t\bar{t}$  events is consistent with an enhancement in the  $460 - 500 \text{ GeV}/c^2$  region at a similar level. There is also small  $1\sigma$  excess at  $500 \text{ GeV}/c^2$  in the CDF  $b\bar{b}$  invariant mass spectrum which corresponds to  $\sigma \times \text{BR}(b\bar{b}) = 1 \pm 1 \text{ pb}$ . Therefore, the CDF  $b\bar{b}$  data are

also consistent with the hypothesis of a  $Z'$  boson with a total production cross section of 1.7 to 3.2  $pb$  which has a small branching ratio to di-leptons and predominantly decays to top and bottom quarks. Note, that for a  $Z'$  that mixes with the  $Z$ , the fits to low energy electroweak data at the  $Z$  peak already constrain [2] the level of the coupling of a  $Z'$  to  $\tau$  leptons to be similar to the couplings to electrons and muons. Therefore, an enhanced signal in the  $\tau^+\tau^-$  channel is not expected for a  $Z'$  which mixes with the  $Z$ .

In summary, we find that either a 350 or a 500  $GeV/c^2$  extra  $Z'$  with  $\Gamma_{Z'} = 0.1 M_{Z'}$  and enhanced couplings to the quarks in the third generation not only gives a better description of the low energy electroweak data, but also better describes the forward-backward asymmetry for  $e^+e^-$  pairs in the 300-600  $GeV/c^2$  range. A 500  $GeV/c^2$  extra  $Z'$  also accounts for the  $1.4\sigma$  excess at 500  $GeV/c^2$  in the invariant mass spectrum of high mass of  $t\bar{t}$  events at CDF. A  $Z'$  in the 350 – 500  $GeV/c^2$  mass range is also compatible [19] with the latest measurement of the muon anomalous magnetic moment [20]. With the upgraded CDF and  $D\phi$  detectors, and the anticipated factor of 20 higher luminosity in Run II, improved searches for  $Z'$  bosons could be made in the invariant mass spectrum and in the forward-backward asymmetry for all three di-lepton channels ( $ee$ ,  $\mu\mu$  and  $\tau\tau$ ). In addition, the improved silicon vertex detectors in both experiments will increase the sensitivity of such searches in  $t\bar{t}$  and  $b\bar{b}$  final states.

One of us (UB) would like to thank the Fermilab Theory Group, where part of this work was carried out, for its generous hospitality. This work has been supported in part by Department of Energy contract No. DE-FG02-91ER40685 and NSF grant PHY-9970703.

- [1] J. Rosner, Phys. Rev. **D61**, 016006 (2000) and references therein.
- [2] J. Erler and P. Langacker, Phys. Rev. Lett. **84**, 212 (2000), and Phys. Lett. **B456**, 68 (1999) and references therein.
- [3] C. S. Wood *et al.*, Science **B275**, 1759 (1997).
- [4] LEP Electroweak Working Group CERN-EP-2000-016 (Jan. 21, 2000); D. E. Groom *et al.* (Particle Data Group), Eur. Phys. J. **C15**, 1 (2000).
- [5] J. Rosner, Phys. Rev. **D54**, 1078 (1996); J. Rosner, Phys. Rev. **D35**, 2244 (1987); V. Barger, D.G. Deshpande, J. Rosner and K. Whisnant, Phys. Rev. **D35**, 2893 (1987).
- [6] C.T. Hill, Phys. Lett. **B266**, 419 (1991); Phys. Lett. **B345**, 483 (1995); R. Chivukula, A.G. Cohen, and E. Simmons, Phys. Lett. **B380**, 92 (1996); R.M. Harris, C.T. Hill, and S.J. Parke, hep-ph/9911288
- [7] F. Abe *et al.*, Phys. Rev. Lett. **79**, 2192 (1997); M. Pillai, Ph.D. Thesis, Univ. of Rochester, UR-1478 (1996).
- [8] B. Abbott *et al.*, Phys. Rev. Lett. **82**, 4769 (2000).

- [9] F. Abe *et al.*, Phys. Rev. **D59**, 052002 (1999).
- [10] T. Affolder *et al.* to be submitted to Phys. Rev. Letters (2001); F. Abe *et al.*, Phys. Rev. Lett. **77**, 2616 (1996).
- [11] R. Hamberg, W.L. van Neerven, and T. Matsuura, Nucl. Phys. **B359**, 343 (1991). W.L. Van Neerven and E.B. Zijlstra, Nucl. Phys. **B382**, 11 (1992).
- [12] A.D. Martin *et al.*, Eur. Phys. J. **C14**, 133 (2000).
- [13] T. Affolder *et al.*, Phys. Rev. **D63**, 011101(R) (2001); J.B. Liu, Ph.D. Thesis, Univ. of Rochester, UR-1606 (2000).
- [14] U. Baur, S. Keller, and W.K. Sakumoto, Phys. Rev. **D57**, 199 (1998); B. Kamal, Phys. Rev. **D57**, 6663 (1998).
- [15] F. Abe *et al.*, Phys. Rev. Lett. **82**, 2038 (1999).
- [16] T. Affolder *et al.*, Phys. Rev. Lett. **85**, 2062 (2000).
- [17] J. Cassada, Univ. of Rochester Ph.D. thesis, UR-1596 (2000).
- [18] B. Abbott *et al.*, Phys. Rev. **D58**, 052001 (2000).
- [19] A. Czarnecki and W.J. Marciano, hep-ph/0102122 (February 2001).
- [20] H.N. Brown *et al.* (Muon (g-2) Collaboration), hep-ex/0102017 (February 2001).

TABLE I. The measured CDF (preliminary) and predicted average  $A_{FB}$  in the 300 – 600  $GeV/c^2$  range and the probability that models can result in the observed  $A_{FB}$  (3 events in the negative hemisphere and 1 event in the positive hemisphere) for the Standard Model and models with an extra  $Z'$  boson.

$M_{Z'}(GeV/c^2)$	$\phi$	$A_{FB}$	Probability
<i>data</i>	–	$-0.45 \pm 0.47$	–
<i>SM</i>	–	0.612	2.4%
350	$60^0$	0.284	13.4%
350	$173^0$	0.419	7.7%
500	$70^0$	0.458	6.3%
500	$160^0$	0.553	3.7%

TABLE II. CDF (Preliminary) data versus Standard Model Drell-Yan cross section  $\sigma_{ee}(fb)$  for two mass bins: 300 – 400 and 400 – 600  $GeV/c^2$ . Also shown are total Drell-Yan cross sections when an additional  $E_6$   $Z'$  boson with a mass  $M_{Z'}$  with a total width of  $\Gamma_{Z'} = 0.1 M_{Z'}$  is included. The  $Z'$  di-lepton branching ratio  $BR(ee)$  and total production cross section  $\sigma_{tot}(pb)$  (with final state decays to any particles) are calculated for the values of  $\phi$  obtained from Rosner's fits to low energy data.

<i>Bin</i> ( $GeV/c^2$ )	$M_{Z'}(GeV/c^2)$	$\phi$	$\sigma_{ee}(fb)$	$BR(ee)$	$\sigma_{tot}(pb)$
300 – 400	<i>data</i>	–	$81 \pm 47$	–	–
300 – 400	<i>SM</i>	–	54	–	–
300 – 400	350	$60^0$	127	0.43%	17.1
300 – 400	350	$173^0$	85	0.29%	10.9
400 – 600	<i>data</i>	–	$28 \pm 28$	–	–
400 – 600	<i>SM</i>	–	17	–	–
400 – 600	500	$70^0$	34	0.53%	3.2
400 – 600	500	$160^0$	24	0.41%	1.7