

't Hooft and Wilson loop ratios in the QCD plasma

P. Giovannangeli, C.P. Korthals Altes

Centre Physique Theorique au CNRS, Case 907, Luminy, F13288, Marseille, France

The spatial 't Hooft loop measuring the electric flux and the spatial Wilsonloop measuring the magnetic flux are analyzed in hot SU(N) gauge theory. Both display area laws. On one hand the tension of the 't Hooft loop is perturbatively calculable, in the same sense as the pressure. We show that the $O(g^3)$ contribution is absent. The ratio of multi-charged 't Hooft loops have a remarkably simple dependence on the charge, true up to, but not including, $O(g^4)$. This dependence follows also from a simple model of free screened colour charges. On the other hand the surface tension of the Wilsonloop is non-perturbative. But in a model of screened free monopoles at very high temperature the known area law follows. The density of these monopoles starts to contribute to $O(g^6)$ to the pressure. The ratio of the multicharged Wilson loops is calculable and identical to that of the 't Hooft loops.

1 Introduction

The plasma phase of QCD is nowadays object of experimental study at RHIC.

The equilibrium properties of the plasma have been analyzed by numerical simulations and analytic studies. The latter mainly through the use of perturbation theory. The first obvious question is how we can distinguish between a plasma phase and a hadron phase.

One order parameter is the free energy of a single quark or Wilson line. Another the free energy of a single Dirac monopole. The first one is the order parameter for a discrete global symmetry, called electric Z(N) symmetry. This symmetry is a symmetry of the Euclidean path integral. It is broken in the high T phase, as signalled by the non vanishing VEV of the Wilson line. The symmetry of the Dirac monopole line is always broken.

There are also two canonical order parameters in QCD : the spatial Wilson loop and the spatial 't Hooft loop. The first obeys an area law as numerical studies have shown²¹, *both* in the confined and in the plasma phase. This corresponds to the Dirac monopole loop having a VEV in both phases. This is in accord with the old idea⁸ that there is a screening monopole condensate.

The 't Hooft loop has perimeter behaviour in the cold phase (if quarks are absent), and area behaviour in the plasma phase. So the 't Hooft loop is the canonical order parameter that distinguishes the two phases. This corresponds to the free energy of a heavy quark being infinite in the cold and finite in the plasma phase. In the latter phase it has been calculated analytically² and by simulation⁷.

What sets the 't Hooft loop and the Wilsonloop apart physically, is that the 't Hooft loop measures the electric colour flux in the plasma, whilst the Wilson loop measures the magnetic colour flux. The plasma is par excellence containing free or almost free screened colour charges. In such surroundings the area law $\exp -\sigma(T)A$ of the 't Hooft loop follows by a well-known simple physical argument² to be:

$$\sigma(T) \sim l_E n_E(T) \quad (1)$$

with the Debye screening length l_E multiplying the density of electric colour charge due to the gluons. All what goes into the area law is that gluons are screened, free and obey a simple thermodynamical distribution law.

Though at extremely high temperatures (extreme is here 10^3 GeV, so rather academic) simple minded perturbation theory works for the free energy, it does not work at temperatures

below . However to work for the Debye mass one has to go to even higher temperatures. So the situation is different from one observable to another. Though the reason for the bad convergence is not well understood, the facts are the following: the perturbative contributions coming exclusively from the excitations of order T do converge well. The trouble with the convergence starts when taking into account contributions from scales comparable to the electric screening mass $O(gT)$ and above the magnetic screening mass $O(g^2T)$. For the free energy for example the $O(g^3)$ renders the convergence quite bad. For a recent view on this, see ref. ²⁴ and references therein.

One example where perturbation theory may work better is that of the spatial 't Hooft ¹ loop, because there $O(g^3)$ are absent as we will show in this paper. So we may hope that our ratios are not far off its value at the phase transition, and can play a role in the determination of the universality class of the 3d spin model at T_c .

In this paper we discuss in the first place some quantitative properties of the electric surfacetension in the two loop approximation. In particular we show that the surface tension of the 't Hooft loop is identical to the surface tension of $Z(N)$ domain walls. The latter are formulated in terms of the potential for the Wilson line³.

As is well known, the minima of the potential for the Wilson line are precisely where the Wilsonline takes on centergroup values. If we denote by σ_k the surface tension one gets by tunneling from the value 1 to the value $\exp ik\frac{2\pi}{N}$ through the straight path connecting them, then we find to one loop order *and* two loop order:

$$\frac{\sigma_k}{k\sigma_1} = \frac{N-k}{N-1} \quad (2)$$

We will show that there is a one to one correspondence between the σ_k and the surfacetension of an 't Hooft loop with multiple center group charge k .

So eq.(2) tells that the 't Hooft loop with the strength of k charges, has less energy than k "fundamental", or singly charged 't Hooft loops. Thus fundamental 't Hooft loops will attract each other. The effect disappears for large N and finite k as expected in a theory without interactions, i.e. without correlations for loops. For k on the order of N this is not true any longer.

By a trivial rewriting of eq.(2):

$$\frac{\sigma_k}{\sigma_1} = \frac{k(N-k)}{N-1} \quad (3)$$

we see that charge conjugation is respected, as obviously should be the case. This means that only from $N=4$ on the ratio can take non-trivial values.

When we define the coupling such that the one loop effects disappear in the renormalization of the gauge coupling in the reduced model we have:

$$\sigma_1 = \frac{4\pi^2 T^2 (N-1)}{3\sqrt{3}g^2(T)N} \left(1 - (15.2785.. - 11/3(C + 1/22)) \frac{g^2(T)N}{(4\pi)^2}\right) \quad (4)$$

There is a slight modification in comparison with ref. ³ due to a different definition of the gauge coupling there. $C = 0.577215...$ is Eulers constant.

Right at the critical temperature there is the idea of the universality class of $Z(N)$ spin systems being the same as that of the $SU(N)$ gauge theory in one dimension higher.

For $N=2$ or 3 the $Z(N)$ spin system in question is unambiguously defined, and lattice data have given strong support to this universality. In particular the $SU(2)$ surfacetension has the same critical exponent as its analogue, the order-order interface, in 3d $Z(2)$ Ising spinsystems⁷.

But for N larger than 3 the space of couplings defines more than one model and, what is worse, the critical behaviour of these models is not unique. For example the family of Potts models has weights such that for equal spins the energy is 1, whereas for unequal spins the energy is 0. One draws immediately the conclusion that for *all* order-order interfaces the tension is the same. So our ratios, if still valid at the transition, would exclude Potts models.

Their transition is known to be first order. For clock models it is second order in $d=3$, and infinite order in $d=2$, for $N \geq 4$. For Villain models the transition is infinite order for $N \geq 4$ in $d=2$, but for $d=3$ we have not been able to find any literature.

On the other hand a recent paper¹¹ sees a first order transition for the $SU(4)$ pure gauge theory.

The lay-out of this paper is as follows. In section 2 we give the simple intuitive argument that leads to the area law for the 't Hooft loop, eq.(1).

Section 3 gives the quantitative formalism, and explains the identity of $Z(N)$ domain wall tension and surface tension of the 't Hooft loop.

Section 4 analyzes the symmetries of the potential term in the effective potential and derives the one loop result for the ratio.

Section 5 derives the two loop result for the ratio.

Section 6 treats the kinetic term in the effective potential in more detail to justify the procedure used in the section before. It is a little technical, and can be skipped by the reader as the rest of the paper can be read independently. We show that at two loop order the wings of the profile of the "soliton" spanned by the 't Hooft loop include the same non-perturbative effects as the Debye mass. Nevertheless the integrated profile, i.e. the surface tension, is finite to two loop order. It ignores to this order contributions from the electric and magnetic screening scales. This is like in the free energy. A new result is that we show why there are no $O(g^3)$ corrections to the tension, unlike for the free energy.

In section 7 we show that the straight path between minima is certainly a local minimum. For $SU(4)$ numerical analysis shows it is also a global minimum.

In section 8 we revisit the simple method of section 2 and extend it to incorporate the counting rules giving rise to the ratios and rederive the latter.

In section 9 we analyze the Wilsonloop in terms of a speculative monopole model, which has the virtue to predict the same ratios as for the 't Hooft loops.

In the last section we draw conclusions and view the prospects. To avoid clutter in the formulas we have put the coupling $g = 1$. In sections 4, 5, 6 and section 9 we have put the coupling back in the equations.

2 Elementary facts

Spatial Wilson loops $W(L)$ have been measured since long in simulations. We will be interested in Wilsonloops with multiple $Z(N)$ charge. That is if it corresponds to one single quark it has charge one. If k quarks are involved it has charge k and the loop will be written as $W_k(L)$.

Spatial 't Hooft loops $V_l(L)$ have only recently been advocated² as useful orderparameters. The 't Hooft loop is defined as a gauge transformation that has a jump on a surface with L as border, and the jump $\exp i l \frac{2\pi}{N}$ is in the centergroup of the gauge group $SU(N)$. More explicitly, if $\Omega_l(\vec{x}) \equiv \exp i \omega_l(\vec{x})$ is such a gauge transformation in the defining representation of $SU(N)$, then

$$V_l(L) = \exp i \vec{D} \omega_l \cdot \vec{E} \quad (5)$$

is such an operator. Our notation is $\vec{E} \equiv \vec{E}^a \frac{\lambda_a}{2}$, the generators being normalized to $\frac{1}{2}$.

This definition suffices for the operator to have a uniquely determined action on a physical state as shown in the next subsection. The spatial Wilson loop is of course explicitly gauge invariant.

They obey the 't Hooft commutation relations¹:

$$V_l(L)W_k(L')V_l(L)^{-1} = \exp\left(ikl\frac{2\pi}{N}n(L, L')\right)W_k(L') \quad (6)$$

The looping number of the two loops is written as $n(L, L')$. It can take all integer values. As is well known this commutation relation imposes that at least one of the loops must follow an area law¹.

The 't Hooft loop captures electric colour flux, and the Wilson loop magnetic colour flux. We will see in this section and in section 9 more precisely how.

In the subsection we show how the simple formula eq. (1) comes about.

2.1 A simple analysis of the 't Hooft loop tension

The definition of the spacelike singly charged 't Hooft loop $V_1(L)$ is that of a discontinuous gauge transformation. We can rewrite it as a loop measuring the flux of colour hypercharge:

$$V_1(L) = \exp i\frac{4\pi}{N} \int_{S(L)} \text{Tr} Y \vec{E} \cdot d\vec{S} \quad (7)$$

The canonical electric field operator \vec{E} is projected onto the hypercharge matrix $Y = \text{diag}(1, \dots, 1, -N+1)$.

This operator, despite the fact that it transforms under gauge transformations as an adjoint, has a unique and gauge invariant action on physical states, as was expounded in ref.²⁵. It is worthwhile to recall this.

First note that the 't Hooft commutation relation is reproduced by our “flux” definition in eq. (7), with $l = 1$. This follows from the canonical commutation relations between electric field strength and vector potentials. Second, physical states can contain non-local gauge invariant quantities in the form of spatial Wilson loops. The action of $V_1(L)$ on such a loop is fixed by the 't Hooft commutation relation and the looping factor. So the action on a physical state is the same for both expressions for the loop.

From this it follows there is nothing sacred about the hypercharge direction Y . A regular gauge transform of $V_1(L)$:

$$U(\Omega)V_1(L)U^\dagger(\Omega) = \exp i\frac{4\pi}{N} \int \text{Tr} \Omega^\dagger Y \Omega \vec{E} \cdot d\vec{S} \quad (8)$$

has the same effect in the 't Hooft commutation relation, so acts the same on a physical state. What is sacred is the normalization in front of the surface integral, because that determines the centergroup transformation $\exp i\frac{2\pi}{N}\Omega Y \Omega^\dagger$.

The thermal average $\langle V_1(L) \rangle$ has an area law behaviour in the deconfined phase and it is qualitatively and quantitatively understood why². It is simply the consequence of the gluonic colour charges being free, and screened. To a first approximation screening means that only charges can contribute to the flux, that live in a slab containing the loop of thickness l_E , the screening length^a. The flux from one single hypercharge N in the slab will be π because only one half of the flux goes through the loop L . So the value of the loop from the single

^aThis is an overestimate. See ref.¹⁹ for better.

charge equals $\exp i\pi = -1$. To understand this in a slightly different way consider the adjoint Wilsonloop, given by $TrP \exp i \int_{L'} d\vec{l} \cdot \vec{A}_{adj}$.

When it loops the 't Hooft loop once nothing happens because it does not feel the center-group, and the commutation relation becomes, using eq.(7) and the canonical commutator of \vec{E} and \vec{A} :

$$V_k(L)W_{adj}(L')V_k(L)^{-1} = \exp\left(ik\frac{2\pi}{N}Y_{adj}\right)W_{adj}(L') \quad (9)$$

Here the matrix Y_{adj} is the adjoint representation of the hypercharge Y defined underneath eq.(7). So its $N^2 - 1$ diagonal matrix elements consist of the differences of the diagonal elements of Y , so are 0 or $\pm N$, so the phase factor is always one.

The adjoint Wilson loop sends a flux N through the 't Hooft loop. That is why in the commutation relation it will just produce a factor $\exp i\frac{2\pi}{N}N = 1$. But the point like gluon charge sends only a flux $\frac{1}{2}N$ through the 't Hooft loop, hence the factor -1 . We will use this argument in more detail in section 8.

Since the gluons are free the probability $P(l)$ of l gluons being in the slab will determine the average of the loop^b:

$$\langle V_1(L) \rangle = \sum_l (-1)^l P(l) \quad (10)$$

The probability $P(l)$ follows from the grand canonical Gibbs distribution. Far away from a critical point the distribution is centered around the average \bar{l} with a finite width w proportional to $\sqrt{\bar{l}}$. For the ideal gas and the high temperature Bose gas is it consistent with a Poisson distribution where $w = \sqrt{\bar{l}}$. Hence we will take the Poisson distribution for simplicity, keeping in mind the caveat of the width.

So with the probability taken Poissonian

$$P(l) = \frac{1}{l!} (\bar{l})^l \exp -\bar{l} \quad (11)$$

one gets for the average of the loop

$$\langle V_1(L) \rangle = \exp -2\bar{l} \quad (12)$$

by combining eq.(10) and eq. (11). \bar{l} is the average number of charges in the slab. Now that number is the volume l_E times the area A of the loop multiplying the density n of gluons and antigluons that have non-zero hypercolour charge $\pm N$:

$$\bar{l} \sim (N-1)T^3 l_E A$$

Together with the known screening length $l_E = \frac{1}{\sqrt{g^2 N}}$ we find for the tension σ_1 of a singly charged 't Hooft loop $\sigma_1 \sim \frac{(N-1)T^2}{\sqrt{g^2 N}}$.

More generally there is a temperature dependent proportionality constant $v(T)$ in the exponent of eq. (12) due to the distribution not being Poissonian. This constant will not affect the area behaviour, and it will drop out in ratios of multiply charged loops.

Suppose we want to know what the tension σ_2 of an 't Hooft loop with charge 2 is. Let's consider to that end two unit charge 't Hooft loops of equal size and parallel at a distance d . We calculate their correlation by the same simple method as above. If $d \gg l_E$ there will be

^bThis is a well known quantity called the probability generating function $\Pi(z) \equiv \sum_l z^l P(l)$ with $z = -1$.

no correlation. However for $d \sim l_E$ a charge in between the two loops will give a $-$ sign to *both* loops so the correlation between the loops will have a plus sign from the whole volume in between. So the effective volume that does contribute will be only on the outside of the two loops and hence smaller than the total effective volume if the two loops are far apart. So the surface tension of the correlation will become smaller, the loops start to attract.

One of the aims of this paper is to do an analytic calculation of these effects for the 't Hooft loop, and the outcome is qualitatively the same as in eq.(2). Quantitatively the corresponding surface tension σ_1 has been calculated long ago³ in perturbation theory, to two loop order $O(g^2)$.

3 The quantitative approach

The result for the surface tension of the 't Hooft loop is reminiscent of semiclassical physics. In fact it can be computed semiclassically in a systematic way. The formalism will be explained in this section. We will, in doing so, also show the relation with the so-called Z(N) domain walls³.

It will turn out that both the profile of a domain wall, and the profile that describes the surface tension are given by the path ordered Wilsonline

$$P(A_0(\vec{x})) \equiv P \exp i \int_0^\beta d\tau A_0(\vec{x}\tau) \equiv \lim_{n \rightarrow \infty} \prod_{k=1}^n \exp i \Delta\tau_k A_0(\vec{x}, \tau_k) \quad (13)$$

which we can diagonalize to get the gauge invariant phases of the loop. As is well known its Euclidean average can be rewritten as the free energy of a heavy quark in the fundamental representation⁴.

The Wilson line can wind once, twice or more around the periodic temperature direction, and the path integral average of the corresponding traces is then written as $Tr \exp ik \frac{C}{T}$, k running from 1 to $N-1$, and the matrix C is supposed to be traceless and diagonal $N \times N$.

We define now the effective potential $U(C)$ in a box of size $L_x L_y L_z$ as the constrained path integral:

$$\exp -L_x L_y U(C) = \int D A \Pi_{z,k} \delta(Tr \exp ik \frac{C}{T} - Tr \overline{P^k(A_0)}) \exp -\frac{1}{g^2} S(A) \quad (14)$$

In this definition the area $L_x L_y$ of the $x-y$ crosssection of the box factorizes out. k is the winding of the Wilson line. The bar stands for averaging over x and y directions. The z dependence in the diagonal matrix C and the Wilsonline is not shown.

The size of the box is supposed to be much larger than the mass gap of the theory.

This definition is manifestly gauge invariant and has been evaluated up and including two loops^{3,9}. The calculation is done in terms of a saddle point expansion around a background field B in the fourth component of the vectorpotential $A_0 = B + gQ_0$. B is chosen diagonal and the saddle point equations tell that $B = C$. C has N diagonal elements given by C_1, C_2, \dots, C_N and the constraint $\sum_i C_i = 0$. It lives in the Cartan subspace of the Lie algebra of $SU(N)$.

To this two loop order the potential is of the form:

$$U(C) = \frac{1}{2g^2 N} \sum_{i,j} \hat{K}(C_{ij}) (\partial_z C_{ij})^2 + \sum_{ijk} V(C_{ij}, C_{ik}) \quad (15)$$

^c We use the phase here as a mathematical device to compute physical observables like the average of the spatial 't Hooft loop. Its physical significance has given rise to a lot of discussion

where $C_{ij} = \frac{C_i - C_j}{2\pi T}$. Note that these differences are precisely the diagonal elements of the adjoint representation of C . So the dependence of the effective action is solely on the adjoint representation C_{adj} of C^d .

Often we will refer to all of the kinetic term as $K(C)$.

We will use it to compute the interface tension between any pair of $Z(N)$ vacua, or what amounts to the same: the tension in the area law of the 't Hooft loop². The tension of the 't Hooft loop is computed from eq.(7) by the Gibbs trace:

$$Tr V_1(L) \exp -\frac{H}{T} \sim \exp -\sigma_1 A(L) \quad (16)$$

Reexpressing this Gibbs trace in terms of a pathintegral yields precisely the same potential, with boundary conditions $C = 0$ and $C = Y$ imposed as discontinuity on a surface spanned by the loop L (see fig.(1)).

To see that the average of the loop implies naturally the Wilson line effective action, we rewrite the Gibbs trace as a path integral:

$$\langle V_1(L) \rangle = \int DA_i DA_0 \exp \left\{ -\frac{1}{2} \int_0^{\frac{1}{T}} dt \int d^3x (\partial_0 A_i^a - (D_i A_0)^a - \delta(t) a_i^a)^2 + (B^a)^2 \right\} \quad (17)$$

The source term a_i^a is the coefficient of the linear term in \vec{E} in the exponent of $V_1(L)$ in the Gibbs trace. It sits therefore on the surface $S(L)$ of the loop, points in the Y direction of the Cartan algebra, and is orthogonal to the surface $S(L)$ taken to be in the x-y plane. So it reads on this surface:

$$a_i^a(\mathbf{x}) = \delta^{aY} \delta_{iz} \frac{2\pi}{N} \partial_z \theta(z) \quad (18)$$

It adds to A_0 the jump $\frac{2\pi}{N}$, as expected for the average of the 't Hooft loop! This jump is gauge invariant as we argued below eq.(7). So we have to find the gauge invariant formed out of A_0 to meet this invariant boundary condition on A_0 . The obvious candidate is $P(A_0)$.

So the road is clear: introduce the unit into the pathintegral eq.(17) by the well-known trick:

$$1 = \int DC(z) J(C(z)) \Pi_{z,k} \delta \left(Tr \exp ik \frac{C(z)}{T} - \overline{Tr P^k(A_0)} \right) \quad (19)$$

with $J(C)$ being a Jacobian. Do the integrations over the potentials in the presence of the constraint, as in eq.(14). The pathintegral now reduces to an integral over the profiles $C(z)$, with the integrand $J(C(z)) \exp -L_x L_y U(C)$. Letting $L_x L_y$ to infinity tells us to minimize the exponent, with boundary conditions as in fig.(1). The phase C jumps at the surface, but its gradient is continuous. The gradient is the effective electric field appearing in the kinetic energy term of eq.(15)^e.

Minimization of the exponent $U(C) = K(C) + V(C)$ means that $E(C) \equiv K(C) - V(C)$ is constant in space. Since $K = V = 0$ at $z = \pm\infty$ we have $E = 0$. We have drawn the rolling of the system as a function of z in fig.(2). The continuous curve corresponds to the continuous curve in fig.(1). So this is the profile for the loop.

In the sections ahead we will compute the surface tension of the 't Hooft loop as follows.

^dNot anymore true in the presence of dynamical quarks

^eThe resulting profile looks similar to that of an electrostatic potential due to a dipole layer. There is an obvious question here: can one define a phase for the Dirac monopole line, and use it as the magnetostatic potential for the profile of the Wilsonloop?

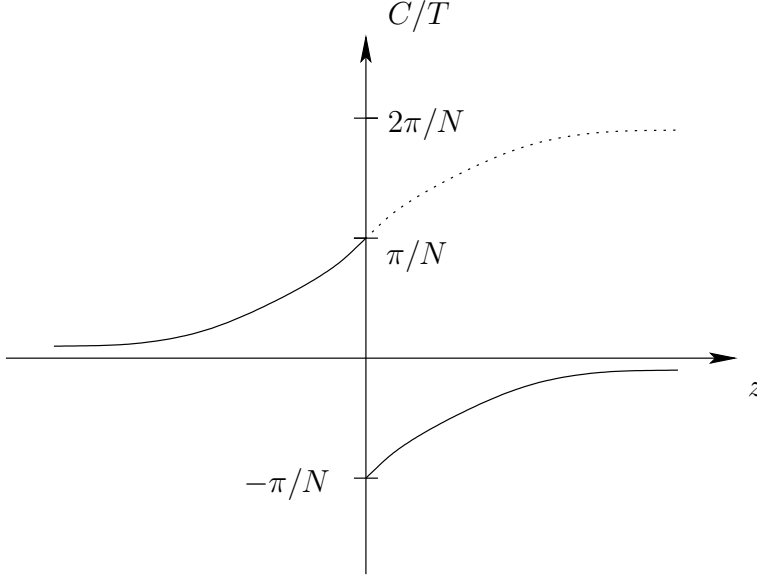


Figure 1: Profile of the Wilson line phase for 't Hooft loop in the x-y plane at $z = 0$ (continuous line). This profile minimizes $U(C)$. The broken line is the translate of the right hand branch by the θ -function in eq.(18) in the text, and gives the profile one gets by minimizing $U(C)$ between two $Z(N)$ minima at $C = 0$ and $C = Y$.

Once one knows $U(C)$ the same tension follows by choosing the appropriate boundary conditions on C (in the case above: $C = 0$ and $C = Y$) and minimizing the potential. The latter involves finding the path in the Cartan space, that gives an absolute minimum. This will be the method followed below and is given in fig.(1) by the combination of continuous and broken line. The broken line follows by shifting the right part of the profile over $\frac{2\pi}{N}$. This undoes the jump at the loop (see eq.(18)). Now the boundary conditions become $C = 0$ at $z = -\infty$ and $C = \frac{2\pi}{N}Y$ at $z = \infty$. One recovers the continuous-dotted curve in fig.(1) and fig.(2).

So the minimum value of $U(C)$ is identical with the two types of boundary conditions. This is so because the electric term contains the derivative of the profile, so is the same in both cases. The potential has the $Z(N)$ periodicity and hence is the same in both cases. In other words: *surface tensions of $Z(N)$ domain walls and 't Hooft loops are identical.*

3.1 Effective potential and Wilsonline correlators

The effective potential can be used as well for the calculation of the correlation of Wilsonlines separated in the z -direction, and averaged over the x-y directions. This can be easily seen by Laplace transforming our effective action $U(C)$ with a source term $L_x L_y J.C$. It follows immediately from the definition of $U(C)$, eq.(14), that we get the free energy $F(J)$, with the source J coupling to the Wilson line.

$$\exp -L_x L_y (U(C) - J.C) = \int DA \exp -S(A) + J.P(A_0) \equiv \exp -L_x L_y F(J) \quad (20)$$

with $\partial_C U(C) - J = 0$. The dot in $J.C$ means integration over the variable z , and in $J.P(A_0)$ integration over all of 3-space.

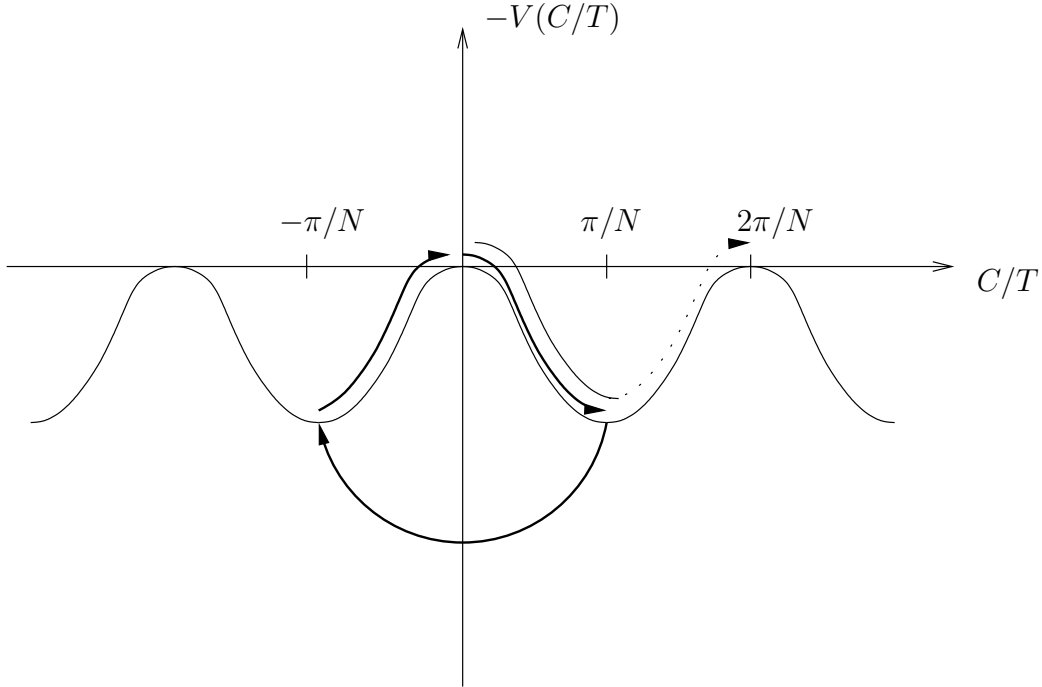


Figure 2: Minimizing the effective action $U = K + V$ with two different boundary conditions. The continuous curve corresponds to that of the jump of the 't Hooft loop between $\frac{\pi}{N}$ and $-\frac{\pi}{N}$. The continuous-dotted curve corresponds to the boundary conditions of the domain wall.

This is nothing but the generating functional of Wilsonline correlators.

This is important because it permits us to connect the asymptotic behaviour of the profile C in the surface tension of the loop to that of the correlator of the imaginary part of two Wilsonlines, which is a gauge invariant and non-perturbative definition of the Debye mass¹⁸. The Wilsonline correlator behaves according to that definition like $\exp -\frac{z}{l_E}$, and so will the profile we find by minimization as described above. l_E is the inverse of the Debye mass m_D .

It will permit us to absorb entirely the $O(g^3)$ term of the surface tension (see section 6).

4 One loop ratio

From the previous section we know that knowledge of the potential $U(C)$ is not enough to compute the tension. We need the right boundary conditions as well. That is done in the first part of this section. We will search the domain wall boundary conditions.

The potential term lives in the space of traceless real diagonal $N \times N$ matrices C , i.e. the Cartan subalgebra of $SU(N)$. It has symmetries due to charge conjugation and $Z(N)$ invariance. Apart from those there is the periodicity in the C -variables (because the potential is defined through the trace of $\exp ikC, k = 1, \dots, N-1$) which becomes translation invariance over 2π in the space of the $N-1$ variables C_i spanning the Cartan subalgebra.

These invariances lead to the notion of an elementary cell in the Cartan subalgebra. It is the smallest simplex in the Cartan subspace that contains all the knowledge about the effective potential.

From $SU(2)$ and $SU(3)$ ¹² one can readily generalize what this cell is. It boils down to finding suitable generalizations of the hypercharge Y . There are many equivalent definitions but a convenient one is the following¹³: take the diagonal Cartan matrix $y_1 \equiv Y \equiv (1, 1, \dots, 1, -N+1)$ and cyclically permute the diagonal elements to get the Cartan matrices $y_2 = (1, \dots, 1, -N+1, 1)$, etcetera till $y_N = (-N+1, 1, \dots, 1)$. This set obeys the constraint $\sum_k y_k = 0$, and spans all of the Cartan subalgebra^f.

Obviously

$$\exp\left(il\frac{2\pi}{N}y_k\right) = \exp il\frac{2\pi}{N} \quad (21)$$

is a centergroup element, whatever the y_k . We omitted the unit matrix on the righthand side.

The corners of the cell are formed by the diagonal matrices

$$Y_k = \sum_{i=1}^k y_i = (k, \dots, k, -N+k, \dots, -N+k) \quad (22)$$

with $N-k$ entries k and k entries $-N+k$.

Because of eq.(21) the corresponding $SU(N)$ group elements $\exp i\frac{2\pi}{N}Y_k = \exp ik\frac{2\pi}{N}$ are centergroup elements. Within this cell there is a hyperplane that reflects Y_k into Y_{N-k} , i.e. represents charge conjugation invariance of the potential term with respect to this reflection. Because of $Z(N)$ invariance there are N of these hyperplanes in the cell reflecting the arbitrariness of one reference vacuum to another. Only when one breaks the $Z(N)$ invariance by introducing fundamental multiplets in the theory this plane of charge reflection is fixed as above. So strictly speaking there is a redundancy in our cell due to charge conjugation. The reader can find an example of the $SU(4)$ cell in section 7, fig.(6).

Now the explicit form of the one loop potential term¹² is:

$$V = \int dz \frac{2}{3} T^4 \pi^2 \sum_{ij} B_4(C_{ij}) \quad (23)$$

B_4 is a Bernoulli polynomial(see appendix A).

To one loop order we have for the kinetic term simply the classical expression for the electric field strength:

$$K = \int dz \frac{1}{g^2} \text{Tr}(\partial_z C)^2 \quad (24)$$

Let us now derive our result (2) for the one loop approximation. We have to minimize the sum of K and V going from E_0 to E_k . We do this under the *assumption* that the path of minimal action is the rectilinear one:

$$Y_{0k}(q) = \frac{q}{N} Y_k \quad (25)$$

where q lies in the interval $[0, 1]$ and parametrizes the path. So on this path $C_{ij} = \pm q$ or 0.

Let us look at the one loop potential V along this path. Now the argument of all Bernoulli functions is either $\pm q$ or 0. $B_4(q)$ is even and vanishes at $q = 0$. We have to sum over all i, j combinations that give a non zero result for $B_4(q)$ in eq.(23). So it is just a matter of counting.

From eq.(22) we see: if $i < j$ we can pick i in $N-k$ ways and j in k ways to get $C_{ij} = q$. Similar for $i > j$.

^f It is known that the minima of the potential remain fixed in these points y_k to all orders of perturbation theory

So along the path $Y_{0k}(q)$ we have

$$V(C = Y_{0k}(q)) = \frac{k(N-k)}{(N-1)} V(C = Y_{01}(q)) \quad (26)$$

for the one loop potential.

We now evaluate the kinetic term $\frac{1}{g^2}(\partial_z C)^2$, which can be rewritten, using the tracelessness of C as $\frac{1}{2g^2N} \sum_{ij} (\partial_z C_{ij})^2$.

Substitute $C = Y_{0k}(q)$, then again there is no contribution from C_{ij} , or it gives the contribution $(\partial_z q)^2$. Exactly the same counting as for the potential terms shows that the sum over i and j gives a dependence on k identical to that in the potential term: $k(N-k)$. As it is the only dependence on k we have for the ratio for the effective action along the path from 0 to k and along 0 to 1:

$$U(C = Y_{0k}(q)) = \frac{k(N-k)}{N-1} U(C = Y_{01}(q)) \quad (27)$$

Note that the ratio is already true for the potential. A fortiori it will be true for the tension.

The tension σ_k is obtained by minimizing the effective action U along the path $Y_{0k}(q)$. In particular for $k = 1$:

$$U = 4\pi^2 T^2 (N-1) \int dz \left(\frac{1}{g^2 N} (\partial_z q)^2 + \frac{T^2}{3} (q^2 (1-q)^2) \right) \quad (28)$$

with the well known result³:

$$\sigma_1 = \frac{4\pi^2 T^2 (N-1)}{3\sqrt{3g^2(T)N}} \quad (29)$$

The profiles q as function of z are identical for the multiply charged loops. This follows from minimizing $U(C)$ and using the result eq.(27). This will be the case for two loops as well. Of course we would expect the Debye masses to be the same for any number of loops and any of the paths $Y_{0k}(q)$.

The counting of contributions leading to the result eq.(27) is of course nothing but counting the number of non-zero entries in the adjoint representation $Y_{k,adj}(q)$ as underneath eq.(25). Up to a sign they are all equal.

We emphasize that we took for granted that the straight path realizes the absolute minimum. It certainly is a local minimum, and only in $SU(4)$ we are able by numerical means to establish the truth of our assumption.

Now we turn to the two loop ratio.

5 Two loop ratio

In this section we show that also the two loop contribution along the straight path eq.(25) to σ_k has the dependence $k(N-k)$.

First we analyze the potential term, then the kinetic term.

5.1 The potential term in two loop order

We start by recalling the result for the two loop approximation to the effective potential V .

The two loop result is given by the sum of two contributions^{9 3} :

$$V_f = g^2 \sum_{b,c,a} |f^{bca}|^2 (\hat{B}_2(C_c) \hat{B}_2(C_a) - \hat{B}_2^2(0)) \quad (30)$$

$$V_P = 4g^2 N \left[\sum_{i < j} \hat{B}_3(C_{ij}) \hat{B}_1(C_{ij}) \right] \quad (31)$$

The \hat{B} -functions in this expression are the Bernoulli polynomials given in the appendix. V_f is the contribution from the free energy graphs, and the constraint in the definition eq.(14) tells us there is a renormalization of the Wilson line phase $4g^2 N \hat{B}_1$ which adds through the lowest order V in eq.(23), or rather its derivative \hat{B}_3 the quantity V_P to the effective action. This is useful to keep in mind when we analyze the effective electrostatic action \mathcal{L}_E in section 6.

Let us first look at the contribution of this renormalization of the Wilson line. It has *per se* the same form as the lowest order contribution namely a sum over the index pair ij . So along the straight path E_{0k} this summation gives, as in the lowest order case a factor $k(N-k)$ and no other k dependence.

The contribution of the two loop free energy graphs needs a little more analysis.

What we have to do is to write out the adjoint indices a, b, c on the f -symbol in terms of the index pair symbols ij, jl, li from the Cartan basis. In that basis λ_d is a set of $N-1$ diagonal and orthogonal matrices with norm $\frac{1}{2}$ and the remaining $N(N-1)$ $\lambda_{kl}^{ij} = \frac{1}{\sqrt{2}} \delta_{ik} \delta_{jl}$. This is of course nothing else than computing with graphs in the double line representation.

We rewrite in this basis the contribution as:

$$\begin{aligned} V_f = & g^2 \sum_{i \neq j} \hat{B}_2^2(C_{ij}) + 2\hat{B}_2(C_{ij}) \hat{B}_2(0) \\ & + \frac{g^2}{2} \left(\sum_{i < j < l} + \sum_{l < j < i} \right) (\hat{B}_2(C_{ij}) \hat{B}_2(C_{jl}) + 5 \text{permutations}) \end{aligned} \quad (32)$$

The first term gives the effect of graphs with one diagonal gluon. It has the same structure as the one loop, and hence the now familiar k dependence.

The second and third term differ by the order of the indices i, j and l in the summation. Charge conjugation changes λ^{ij} into λ^{ji} and so the first term is the charge conjugate of the second. The arguments of the Bernoulli functions only change sign but Bernoulli functions of even order are even under sign change of their argument. So along the straight path the contribution of the first term is proportional to $(N-k)k(k-1)$, because the index i must be in the first $N-k$ entries of $E_{0k}(q) = \text{diag}(k, \dots, k, -N+k, \dots, -N+k)$, the index j in the k last entries of $E_{0k}(q)$, so for l there remain only $k-1$ entries, because of the ordering.

The second term is according to the same reasoning proportional to $k(N-k)(N-k-1)$.

So adding the first two terms give a proportionality constant $k(N-k)(N-2)$. Adding all three terms of the potential term gives simply:

$$V = k(N-k) \frac{4}{3} \pi^2 T^4 B_4(q) \left(1 - 5 \frac{g^2 N}{(4\pi)^2} \right) \quad (33)$$

and shows that along the straight path the potential term is just multiplicatively renormalized by the two loop terms. This generalizes what was noticed long ago³ for the straight path (the "q-valley") from the $k=0$ to $k=1$ minimum, $E_{01}(q)$.

So far for the potential term.

5.2 The kinetic term to two loop order

The kinetic term one gets by doing a gradient expansion³. It reads:

$$K(C) = \frac{1}{2g^2N} \sum_{ij} \left(1 + \frac{g^2N}{(4\pi)^2} \frac{11}{3} (\psi(C_{ij}) + \psi(1 - C_{ij}) + C + \frac{1}{22})\right) (\partial_z C_{ij})^2 \quad (34)$$

The sum excludes $i = j$. The ψ are the logarithmic derivatives of Eulers Γ function, and develop a pole $-\frac{1}{C_{ij}}$ for small C_{ij} . They are defined on the interval $[0, 1]$ and periodically extended. So the sum of the two ψ functions is even under $C_{ij} \leftrightarrow -C_{ij}$. Note that for small profile C_{ij} is *negative*.

For the moment we will ignore this unphysical behaviour for small C_{ij} , and postpone its discussion till the section 6. We will simply assume in this subsection that

$$\psi(C_{ij})(\partial_z C_{ij})^2 = 0 \text{ if } i, j \text{ such that } C_{ij} = 0 \quad (35)$$

and justify that in the next section.

Then, again it is the now familiar counting: along the straight path $E_{0k}(q)$ we find easily that the kinetic term behaves like:

$$K(C = E_{0k}) = \frac{k(N - k)}{N - 1} K(C = E_{01}) \quad (36)$$

Our final task is to minimize the full effective potential U , the sum of the kinetic term eq.(36) and the potential term eq.(33) over all possible profiles $q(z)$ along the straight path.

This is standard procedure. We take the full potential and write it as a pure square and a rest:

$$U = \int dz (K^{\frac{1}{2}} - V^{\frac{1}{2}})^2 + 2 \int dz (KV)^{\frac{1}{2}} \quad (37)$$

The rest term is independent of whatever profile one takes, since $dz K^{\frac{1}{2}} = \widehat{K}(q)^{\frac{1}{2}} dq$, so the rest integral is a definite integral.

So the minimum of U is reached when

$$K^{\frac{1}{2}} = V^{\frac{1}{2}} \text{ for all } z \quad (38)$$

The rest integral then gives the k dependence of the tension as quoted above in eq.(2). It is important that in the rest integral the behaviour of V at $q = 0$ cancels out the pole in K .

We have gone into some detail because of an important issue: the minimization goes wrong for $q = O(g^2)$, since K becomes then negative. When computed correctly this does not happen as explained in the next section. Instead of $O(g^2)$ the correction to the kinetic energy will turn out to be $O(g)$.

6 The kinetic energy at small values of the profile

This section gives the justification of our procedure in the previous section. This justification is based on the effective action approach²⁶. We found it very convenient to use this effective action approach for the effective potential of the Wilsonline, the constrained path integral eq.(14).

As a byproduct we compute the well-known first leading correction to the Debye mass²². It shows the expediency of the method. We also show how the $O(g^3)$ correction to the tension in eq.(4) does vanish. The latter is a new result.

So the next order that may contribute is $O(g^4)$. Recent lattice data⁷ confirm that the two loop approximation for the surface tension works quite well for reasonably low temperatures. Of course only computation of the $O(g^4)$ term will decide, and this is presently being done¹⁶.

So let us now come to a quantitative analysis of the kinetic term at small values of the profile.

The kinetic term, eq.(34), has been computed in a gradient expansion $\frac{k}{C}$. Since $k = m_D$, the Debye mass, the expansion becomes questionable when $C \sim gT$ or smaller. In fact, simple powercounting⁵ tells that for $C = O(g^2)$ the naive expansion breaks down completely already at one loop, and this is reflected by the pole $\sim g^2 \frac{1}{C}$.

6.1 The electric QCD action with a gauge invariant infrared cut-off

What we will find by integrating out the hard modes in eq.(14) is an adaptation of a well known approach¹⁵.

The adaption is precisely this: in the phase C of the Wilsonline we have a gauge invariant infrared cut-off of the propagators.

So we start from eq.(14), pick a background ξ gauge, and integrate out only the hard modes.

To lowest order one gets the following result:

$$\mathcal{L}_E = Tr(\vec{D}\vec{Q}_0)^2 + \sum_{mn} Tr F_{mn}^2 + \frac{1}{\xi} Tr(\vec{\partial}\vec{Q} + i\xi[C, \vec{Q}_0])^2 + V(\vec{Q}_0, \vec{Q}; C) + \tilde{U}(C) \quad (39)$$

All fields are static and scaled by \sqrt{T} : $\tilde{Q}_\mu = \frac{Q_\mu(n=0)}{\sqrt{T}}$. $\vec{D} = \vec{\partial} + ig_3[\vec{Q}, \cdot]$, F_{mn} is the three dimensional gaugefield strength in terms of \vec{Q} , and $g_3 = g\sqrt{T}$. The gauge condition is the static remnant of the original 4d ξ background gauge. $\tilde{U}(C)$ is the result we get for $U(C)$ incorporating only the hard modes^h. To the order we are interested in the potential term is:

$$V(Q_0, \vec{Q}; C) = m_E^2(C) Tr Q_0^2 + Tr(i[C, \vec{Q}])^2 + 4i Tr \partial_z C [\vec{Q}_i, \vec{Q}_0] \quad (40)$$

The higher order vertices are of no concern for us in the calculation of the kinetic energy for small profile. The potential term has the form of the familiar electric QCD action¹⁵, with $m_E^2 = \frac{N}{3} g^2 T^2$ with some important differences however. The propagators of the charged gauge particles \vec{A}^{ij} in this 3d theory still have a mass proportional to C_{ij} . There are also additional couplings due to the presence of the gauge invariant constraint. These are necessary for the masses to be gauge invariant.

What we need to know is the mass term $m_E^2(C)$. It has three contributions. For sake of simplicity we will limit the discussion to the $SU(2)$ case, where the matrix C is parametrized as $C = \text{diag}(\pi T q, -\pi T q)$. The first one is the familiar one that one gets by ignoring the constraint:

$$m_1^2(C) = \frac{2}{3} g^2 T^2 (1 + 6q^2) \quad (41)$$

The second and third are due to the presence of the constraint. In what follows we explain how they come about. We Fourier analyze the constraint with variables $\lambda(z)$. So we get in the exponent in eq. (14):

$$i \int dz \frac{\lambda(z)}{g^2} \cdot \left(\frac{1}{2} \overline{Tr P(A_0)}(z) - \frac{1}{2} Tr \exp iC \right) - \frac{1}{g^2} S \quad (42)$$

^gIt was analyzed some time ago how to remedy the kinetic term⁶.

^hThis term is the analogue of the unit operator term of ref.¹⁵

We have to perform a steepest descent in both $\lambda = \lambda_{cl} + g\lambda_{qu}$ and the field variables $A_0 = B + gQ_0$ and $\vec{A} = g\vec{Q}$. After expansion of the constraint and the action one finds that the saddle point is

$$\frac{i\lambda_{cl}}{L_{tr}^2} = \frac{4\pi\partial_z^2 q}{\sin \pi q} \quad (43)$$

$$B = C \quad (44)$$

When we develop the constraint one finds:

$$\begin{aligned} \frac{1}{2}\overline{TrP(A_0)} - \frac{1}{2}Tr \exp iC &= -\frac{g}{2}\sin(\pi q)\overline{Q_0^3(z)} \\ &- \frac{g^2}{8T^2}\overline{(Q_0^3)^2} \cos(\pi q) \\ &- \frac{g^2}{2T} \sum_{p^0 \neq 0} \frac{\overline{Q_0^{12}(p^0)Q_0^{21}(-p^0)}}{(p^0 + 2\pi qT)} \sin(\pi q) + O(Q^3) \end{aligned} \quad (45)$$

The Matsubara frequency is $p_0 = 2\pi T n_0$, n_0 integer.

So there will be a contribution from the constraint alone:

$$m_c^2(C) = \frac{\pi\partial_z^2 q}{\sin \pi q} \quad (46)$$

The third contribution comes from the integration over the λ_{qu} variables.

Their effect is to couple the terms quadratic and higher in Q_0 from the constraint in eq. (45) to the conventional vertices present in the action S .

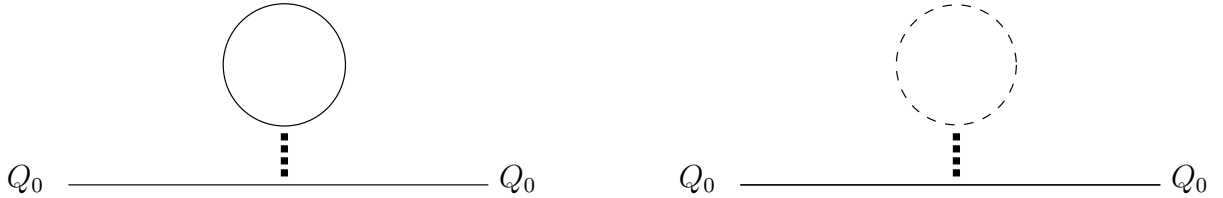


Figure 3: The two diagrams with the mixed constraint/conventional vertices, giving the mass m_{cc}^2 in eq. (47). In the loops are only hard modes

For the mass term TrQ_0^2 these couplings are shownⁱ.

The loops contain the hard modes only and give rise to the derivative of the one loop result for U , but with the cubic term omitted (it is due to the zero Matsubara frequency). As a result:

$$m_{cc}^2 = -\frac{2}{3}g^2T^2(1 + 2q^2) \quad (47)$$

ⁱThese mixed couplings are important for the consistency of the approach as the following example may illustrate.

There is a contribution from the mixed vertices with the static Q_0 replaced by the heavy Q_0 modes with $p^0 \neq 0$, the last term in eq. (45). When integrated over the heavy modes this gives the diagrams in fig. (3) but now with the two lower lines connected to form a loop as well. The upper loops will give again the derivative of the one loop potential $\sim \widehat{B}_3(q)$ and the loop with the heavy Q_0 modes gives $\widehat{B}_1(q)$. The latter factor carries the gauge dependence necessary to kill the gauge dependence in the two loop free energy graphs, like in eq.(30). This mechanism was first noted by Belyaev¹⁷.

Notice the $-$ sign! And that as expected the integration over the hard modes gives a result analytic in C . The final result for the mass in the electrostatic Lagrangian is simple:

$$m_E^2(C) = \frac{\pi \partial_z^2 q}{\sin \pi q} + \frac{8}{3} g^2 T^2 q^2 \quad (48)$$

This mass term is the input in the calculation of the kinetic energy in the next section.

6.2 Calculation of the kinetic energy term for small profile with \mathcal{L}_E

This has to be done with the effective Lagrangian eq.(39). The ξ gauge choice is a convenient choice because the Q_0 propagators decouple from the \vec{Q} propagators. We calculate as in the 4d case the two point function of C_{ij} . Linde's argument⁵ shows that with a magnetic mass $q = O(g^2)$ infinitely many diagrams contribute to order g in the kinetic energy with a coefficient K_1 , in eq.(49). There is one diagram, shown in fig.(4) that is leading by a $\log \frac{1}{g}$ factor. Its calculation will be described below.

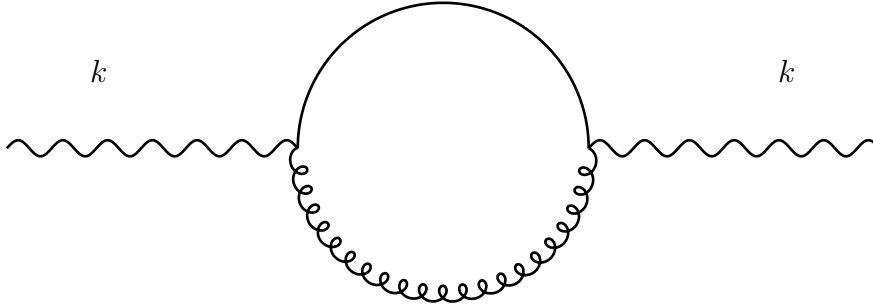


Figure 4: Leading contribution to the kinetic energy of the profile (wavy line). Curly line is the Q_z , straight line the Q_0 propagator.

The incoming momentum is $\vec{k} = (0, 0, k_z)$, the masses in the propagators are $m_E(q)$ for the Q_0 propagator and $2\pi T q$ for the spatial gluon propagator. The vertices are taken from the last in term term in V in the electric QCD Lagrangian. It contributes for $\xi = 1$ the term proportional to the logarithm in the kinetic term^j:

$$K = \frac{(2\pi T)^2}{2g^2} \sum_{ij} \left(1 - (K_1 g + \frac{2g^2 T}{2\pi} \log(\frac{ik + 2\pi q T + m_E(q)}{-ik + 2\pi q T + m_E(q)})) \right) \quad (49)$$

Here we took specifically $q = O(g^2)$. This is as low as we can go with q in perturbation theory. There are many multi-loop diagrams that give all $O(g)$ contributions embodied in the coefficient K_1 in eq.(49) with this parametric form for q .

^jWe find that the ultimate logarithmic term is ξ independent

The result of fig. (4) is analytic in $k = 0$ and has branchcuts on the imaginary axis, starting at $\pm i(m_E(q) + 2\pi qT)$. Of course we are interested in the straight paths $Y_{0k}(q)$ and for $SU(2)$ there is only one, $k = 1$.

For small q we have $q(z) = \exp -m_D|z|$, as we argued at the end of section 2. This means that $ik = m_D$.

The mass $m_E^2(q)$ equals m_D^2 plus terms of order $O(q^2) = O(g^4)$, according eq. (48).

So the onset of the branchcuts is at $m_D + 2\pi Tq$ neglecting $O(g^3)$, and the graph, with the external legs at m_D , becomes

$$\frac{g^2 N}{2\pi} \frac{T}{m_D} \log \left(\frac{2m_D + 2\pi Tq}{2\pi Tq} \right) \quad (50)$$

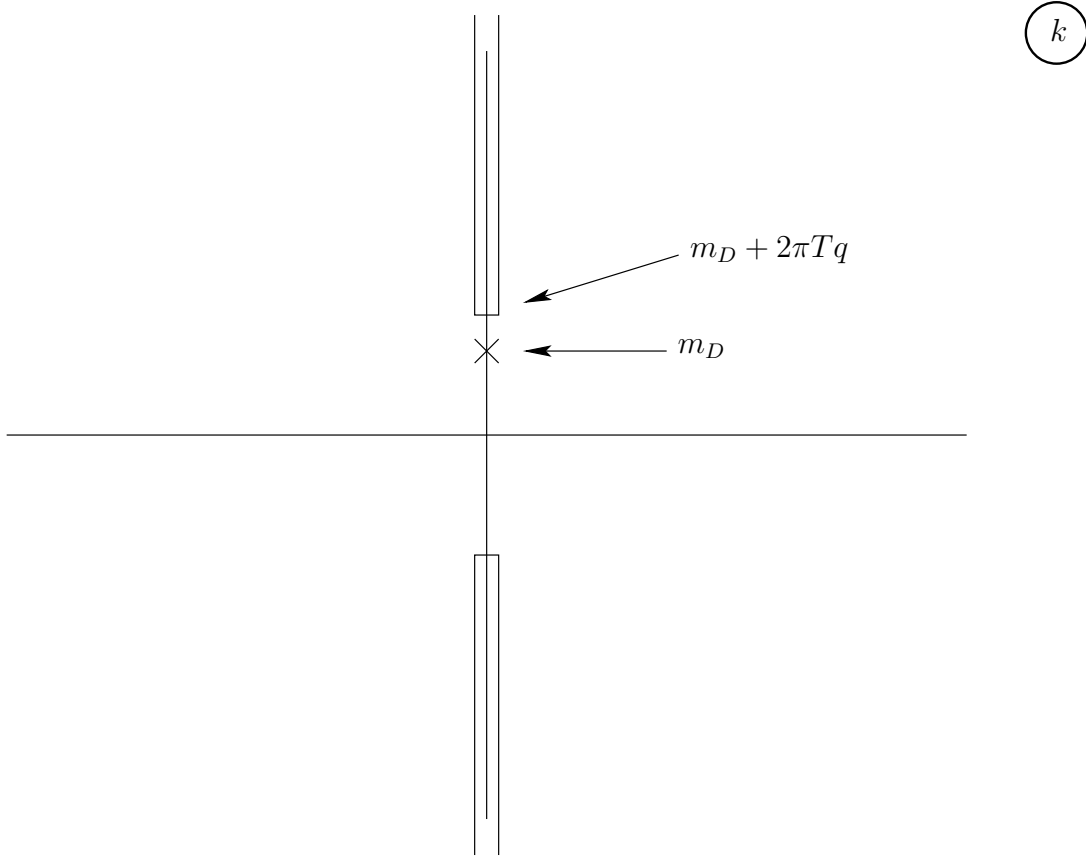


Figure 5: The complex k plane and the onset of the branchcuts for the graph in fig.(4)

So the final result for the kinetic energy for small values of q is:

$$K = \frac{(2\pi T)^2}{2g^2} \left(1 - \left(K_1 g + \frac{\sqrt{6g^2}}{2\pi} \log \frac{1}{g} \right) \right) (\partial_z q)^2 \quad (51)$$

Our minimization equation, $K^{\frac{1}{2}} = V^{\frac{1}{2}}$, tells us that the first term in the kinetic energy is balanced by the order one term V_0 in the potential term $V = V_0 + g^2 V_2$. This gives for the

Debye mass the well known value $m_D = \sqrt{\frac{2}{3}}gT$ and that $\partial_z = O(g)$. The correction to this value comes from the second and third term in eq.(51). But no term in V can balance these terms. So the kinetic term alone must be zero. That is, the $O(g)$ term has to be absorbed by the Debye mass :

$$m_D = \sqrt{\frac{2}{3}}gT \left(1 + g\left(\frac{1}{2}K_1 + \frac{\sqrt{6g^2}}{4\pi} \log \frac{1}{g}\right) + O(g^2)\right) \quad (52)$$

as follows from the minimization equation.

6.3 Why there are no $O(g^3)$ contribution to the surface tension

An immediate consequence of the last subsection was that the profile realizing the minimization equation is such that its kinetic energy to $O(g)$ is zero.

So there is no $O(g^3)$ term in the tension $2 \int dq(KV)^{\frac{1}{2}}$ coming from combining the $O(g^2)$ term in V ! It is absorbed by the correction to the Debye mass! Eq.(52) is the well known result of Rebhar²² for $N = 2$.

There is still another possibility for having an $O(g^3)$ contribution: combining $O(1)$ in the kinetic energy with $O(g^3)$ in the potential term V . This can be quickly discarded. The reason is that a term $g^3 V_3(q)$ is only present in a region where $q = O(g)$ or less. So integrating over q in this region gives an $O(g^4)$ contribution to the tension.

The reader may have noted that in the usual treatment of the log correction to the Debye mass the branch cut starts at $\sqrt{\frac{2}{3}}gT + K$, where K is an ad-hoc cutoff of $O(g^2)$. The same result as in eq.(52) is then obtained. But then for small enough g the corrected mass will hit the branch cut! In our approach this does not happen.

7 A numerical exploration of of the absolute minimum for $SU(4)$

That the straight paths are local minima is easy to check analytically. But for the global nature of the minima we reverted to numerical search.

The group $SU(4)$ admits 4 minima, Two, Y_1 and Y_3 , are charge conjugate. Their tension σ_1 has been computed in ³, and is given in our eq.(4) with $N = 4$.

So here we will be concerned with the tension σ_2 one gets by minimizing $U(C)$ on any of the paths connecting Y_0 and Y_2 as indicated in fig.(6).

To see the local minimum for the path $Y_{02}(q)$ we parametrized the 3d Cartan space of $SU(4)$ with the vectors $\frac{1}{4}Y_2$ and two others, $F = \frac{1}{\sqrt{2}}(1, -1, 0, 0)$ and $G = \frac{1}{\sqrt{2}}(0, 0, 1, 1)$. So any point is given by $Y_{02}(q) + rF + sG$. Substitution in the potential shows that indeed a local minimum results.

To check the global minimum of the effective action minimized on the straight path we selected a set of planes all going through the straight path $E_{02}(q)$ and labelled by an angle Θ .

Then we calculated numerically the minimal action on a set of paths having an angle ϕ with the straight path from Y_0 to Y_2 . So $\phi = 0$ is the straight path itself.

So in fig.(7) each curve corresponds to a given plane. Because of $Z(4)$ and charge conjugation symmetry it is sufficient to look at planes in a quadrant $0 \leq \Theta \leq \frac{\pi}{4}$.

It is clear from fig.(7), that the straight path, located at zero slope $\tan \phi = 0$, and present in all planes, so in all curves labelled by Θ , has globally the minimal action.

In fig. (8) we once more plotted the result for the $\Theta = 0$ plane. Note that at the endpoint, where the path goes through the point Y_1 we find $2\sigma_1$, and as expected from eq.(2) the value $\frac{3}{2}$.

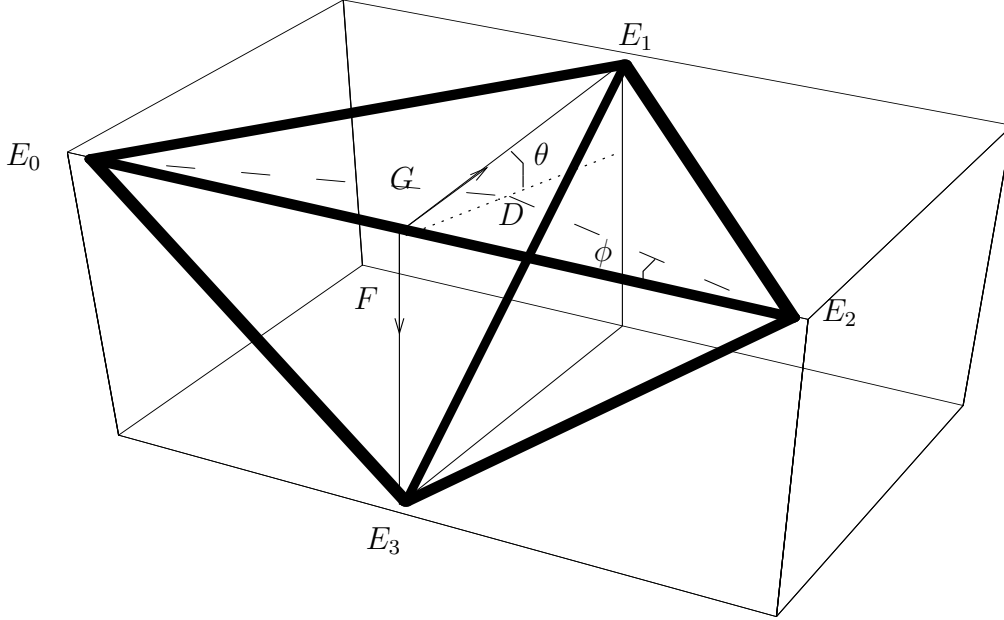


Figure 6: Elementary cell for SU(4). The broken line connecting the corners Y_0 and Y_2 is a typical path on which we minimized the effective action $U(t)$. Indicated are the directions of the F and G axes defined in the text.

8 A simple and less simplistic approach to the ratios

We come back to our model of gluonic screened charges we described in section (2). Is it capable to reproduce the simple ratio eq.(2)? The first question is: what is the 't Hooft loop with k charges? Naively one would say:

$$V_k(L) = \exp i \frac{4\pi}{N} k \int d\vec{S} \cdot \text{Tr} \vec{E} Y \quad (53)$$

just by starting from k singly charged loops far apart and coalescing them. However, this is wrong. It is wrong because its corresponding pathintegral expression eq.(17) tells us to go k steps in the Y direction. Minimizing would then give $k\sigma_1$. But we know already that going from $C = 0$ to Y_k gives us a smaller tension $\sigma_k = k \frac{N-k}{(N-1)} \sigma_1$. For a concrete example (SU(4)) look at fig. 6.

The right answer is therefore:

$$V_k(L) = \exp i \frac{4\pi}{N} \int_{S(L)} d\vec{S} \cdot \text{Tr} \vec{E} Y_k \quad (54)$$

The reader can check that this definition satisfies the fundamental commutation relation eq.(6). When worked out in terms of the usual pathintegral expression, as in section 2, it tells us to follow the minimal path from $C = 0$ to $C = Y_k$ in the elementary cell.

To see how the ratio comes about we assume that the gluons are screened, free and in the adjoint representation of the colour group. So we will denote the off diagonal gluons by an index pair ij . The diagonal gluons play no role.

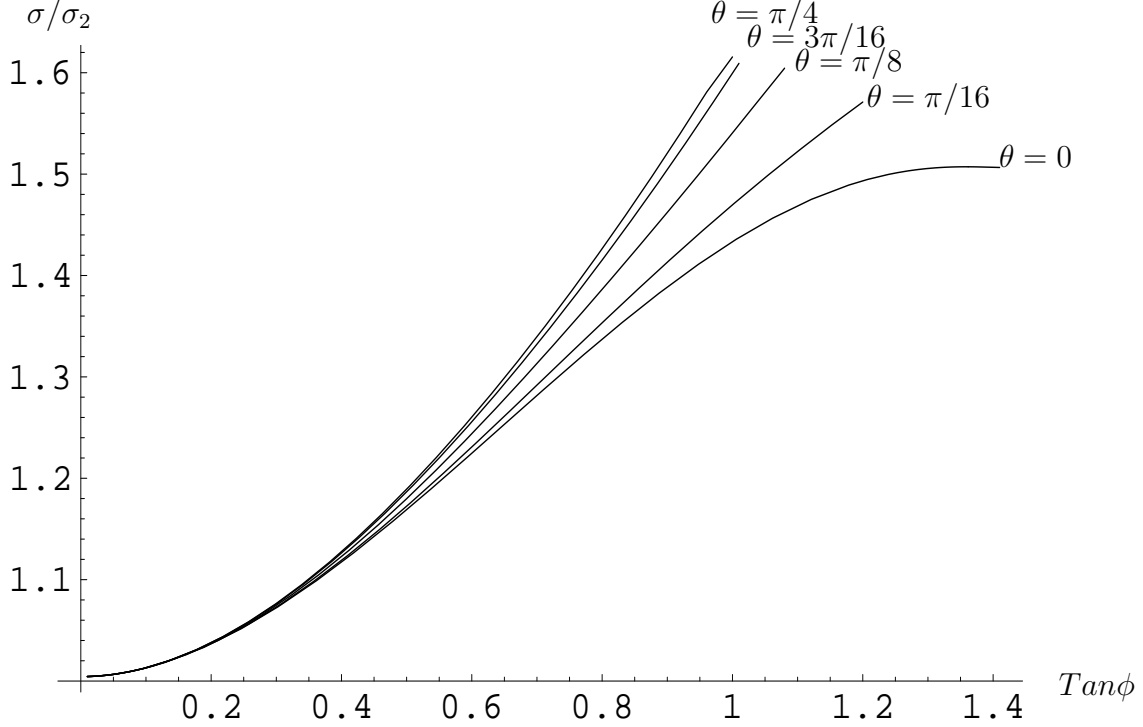


Figure 7: The minimized action σ on a set of paths in a given plane labeled by Θ . A path is selected by the angle ϕ as in fig.(6). On the horizontal axis $Tan\phi$ is plotted. Endpoints of each curve are where the point D hits the Y_3Y_1 axis in fig.(6).

To understand the counting in the case of $V_k(L)$ we use as in subsection 2.1 the adjoint Wilsonloop $TrP \exp i \int_L \vec{dl} \cdot \vec{A}_{adj}$ looping $V_k(L)$. As the reader can check with the canonical commutation relations:

$$V_k(L)W_{adj}(L')V_k(L)^{-1} = \exp(ik \frac{2\pi}{N} Y_{k,adj})W_{adj}(L') \quad (55)$$

where the hypercharge matrix in the adjoint representation is given by its diagonal elements. These are computed from the differences of the fundamental hypercharge matrix Y_k and are therefore 0 or N . So the adjoint Wilsonloop commutes with the 't Hooft loop as it should. But the pointlike adjoint charges send only half of the flux through the 't Hooft loop, so produce a minus sign. And the structure of $Y_{k,adj}$ tells us precisely how to count.

Again, a gluon given by an index pair ij will have charge 0 or $\pm N$, with respect to the $U(1)$ group defined by Y_k . Let us call this charge $l_{ij}(k)(\pm N)$. For example, if $k = 1$, then all $l_{ij}(k) = 0$, except when one of the indices equals N , in which case $l_{ij}(1) = 1$. A gluon with generic index pair ij contributes $(-)^{l_{ij}(k)}$ to the average of V_k in eq.(54).

The slab of thickness $2l_E$ around the minimal surface spanned by the loop contains gluons, with a Poisson distribution $P(l_{ij})$ for each of the off-diagonal ones, l_{ij} runs from 0 to ∞ . Their mean number present in the slab be $\bar{l}_{ij} = \bar{l}$, assuming they are all the same. This should be the case because of global $SU(N)$ symmetry. Even if the distributions were not Poissonian their widths should all be the same for the same reason. Now we find for the average of the loop

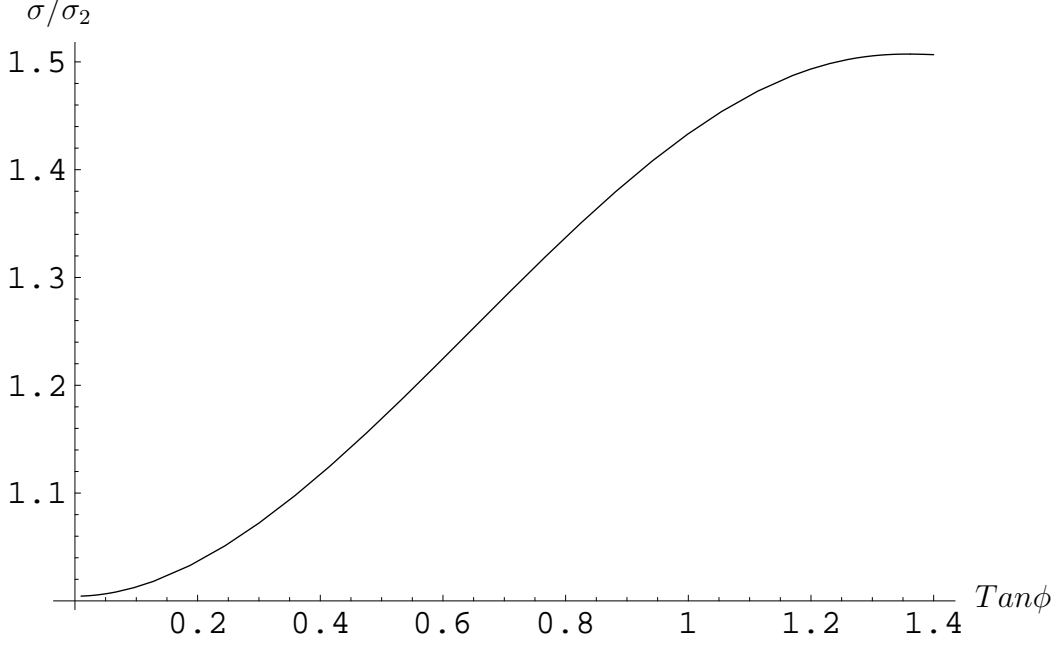


Figure 8: The ratio for paths in the plane $\Theta = 0$. The end point of the curve corresponds to $\sigma = 2\sigma_1$ as explained in the text.

$V_k(L)$:

$$\langle V_k(L) \rangle = \Pi_{ij} P(l_{ij})(-)^{l_{ij}(k)} \quad (56)$$

$$= \exp -4k(N-k)\bar{l} \quad (57)$$

There is a factor 4 because each index pair ij has a conjugate ji which contributes the same to the exponent, namely $2\bar{l}$ or 0. All what goes in eq.(57) is that a gluon ij with $l_{ij}(k) = 0$ contributes a factor 1 to the average, and a factor $\exp(-2\bar{l})$ if $l_{ij}(k) = 1$. The rest is counting of the index pairs that have $l_{ij}(k) = 1$, and follows the reasoning just above eq.(26).

A non-Poissonian width will contribute a common (ij independent) factor in front of the exponent.

The result for the ratio eq. (2) follows immediately, since $\bar{l} = n(T)Al_E$ where $n(T) \equiv n_{ij}(T)$ is the density of a charged gluon ij .

So also the ratio is a consequence of the gluons being screened, free and in the adjoint multiplet of $SU(N)$.

9 Spatial Wilsonloops

About the Wilsonloops there is no analytic knowledge, unlike the 't Hooft loops. What we know is from dimensional arguments, and from simulations²¹.

The dimensional argument says that very high temperatures the physics of our system is determined by 3d gauge theory with coupling $g_3^2 = g^2T$. So the surface tension ρ will be proportional to this mass scale squared:

$$\rho \sim g^4 T^2 \quad (58)$$

Another important fact from simulations is that in the hadronic phase the surface tension is constant from $T = 0$ to $T = T_c$. This is consistent with the idea that in this phase the cause of the area law is colour magnetic flux in the $T = 0$ groundstate, and that the hadronic gas at $T \neq 0$ does not contribute any such flux.

Above the critical temperature, according to the dimensional argument and corroborated by simulations²¹, the string tension behaves as if the plasma phase *itself* provides colour magnetic flux.

So the question becomes: what is providing this flux?

There are basically two answers: the first is macroscopically long flux loops. Their presence in the plasma is unlikely since it is difficult to excite them thermally. Only will those loops contribute that maybe already present in the groundstate of cold QCD. So they will not cause the *rise* in the Wilson surface tension with temperature.

The second option is monopoles. Their fluxes are screened in the plasma. The Dirac monopoles with flux $\frac{2\pi}{N}$ are too singular.

Then there are 't Hooft-Polyakov type monopoles with screened flux. In what follows we will concentrate on them. What we have to say here is speculative.

We will assume there are screened free monopoles at very high T in the plasma. They are supposed to have charge $\frac{2\pi N}{g}$. An old argument by Goddard et al.²⁹ suggests that the magnetic group is given by $SU(N)/Z(N)$ if the gauge group is $SU(N)$, or $SU(N)$ if the gauge group is $SU(N)/Z(N)$. We suppose the monopoles to be in the adjoint representation. They are consistent with the presence of free quarks with charge $\frac{g}{N}$. For $N = 2$ they are just the 't Hooft-Polyakov monopoles.

With this hypothesis we can deduce the area law for the Wilson loop, and the ratios for Wilsonloops with centergroup charge k . Not surprisingly it will turn out to be identical to that of the 't Hooft loops, eq.(2). Not surprising because our input is an adjoint multiplet of monopoles dual to the multiplet of gluons. And the counting of the effective gluon charges, as in eq.(55), has a dual as we will see shortly.

We start with the area law in $SU(2)$.

We need a representation of the Wilsonloop that clearly shows how it captures the flux of an 't Hooft Polyakov loop.

In a recent paper by one of the authors²⁵ the following representation of the spatial Wilson-loop in pure $SU(2)$ was found by precisely a procedure of continuation of the 't Hooft-Polyakov monopole flux through a loop L from the Higgs phase to the symmetric phase (the VEV of the Higgs goes to zero) and then letting the Higgs mass go to infinity, which is essential to give the expression a well-defined meaning. What one finds is that the fundamental Wilsonloop equals:

$$W_1(L) = \int \Pi_{\sigma,\tau,a} Dn^a(\sigma,\tau) \exp \frac{i}{2} \int_{S(L)} d\vec{S} \cdot (\vec{B}^a n^a + \epsilon^{abc} n^a \vec{D}n^b \wedge \vec{D}n^c) \quad (59)$$

$$= \int D\Omega \exp i \int_L ds Tr \frac{\tau_3}{2} (\Omega A_s(s) \Omega^{-1} + \frac{1}{i} \Omega \partial_s \Omega) \quad (60)$$

The unit vector \vec{n} is defined as:

$$\vec{n} = Tr \Omega^{-1} \tau_3 \Omega \frac{\vec{\tau}}{2} \quad (61)$$

The integration over \vec{n} shows the fluctuations over the directions of the Higgs field that come in naturally when letting the VEV of the Higgs go to zero. These representations were first derived by Diakonov and Petrov²⁸. They prove extremely useful in the present context. In the first representation we have a clear connection with the integrated flux of an 't Hooft-Polyakov monopole. That of the second equation is clearly a rewriting of the Wilson loop. The

path integral in the first expression is over the unit vector \vec{n} defined on any choice of surface with as border L . The second path integral is over all SU(2) gauge transformations periodic on the loop L .

In order to compute the average of the Wilsonloop, let us assume that our monopoles, being screened, are free. This makes only sense if their mean distance exceeds the screening length l_M^k . With one monopole present within a distance l_M of the loop the first representation gives a factor -1 for the loop.

How does this happen? Like for the electric charges in the presence of the 't Hooft loop the monopole is carrying a magnetic charge vis à vis the τ_3 . So the monopole is off-diagonal and picks up the difference of the eigenvalues of τ_3 . Note the factor $\frac{1}{2}$ in front of the exponent. The outcome is therefore π for the flux in the exponent. Then with the now familiar Poisson distribution $P(l)$ for the monopoles in the slab of thickness $2l_M$ we find the area law:

$$\langle W_1(L) \rangle = \sum_l (-)^l P(l) = \exp -2\bar{l} \quad (62)$$

and the mean number of monopoles in the slab is $\bar{l} = 2l_M A n_M(T)$.

As mentioned in the introduction the density of monopoles is therefore related to the surface tension of the Wilson loop and using eq. (58):

$$n_M(T) \sim g^6 T^3 \quad (63)$$

So the density of the monopoles compared to that of the gluons is down by a factor $(\frac{1}{\log(\frac{T}{\mu_T})})^3$.

There is an important consistency check on our assumption that the monopoles are free and screened. As we said before, their density should be small enough with respect to the screening length. So we should compute the number of monopoles within the screening radius, $l_M^3 n_M(T)$. From the relation between the tension and the density it follows:

$$l_M^3 n_M(T) \sim l_M^2 \rho(T) \quad (64)$$

Only for SU(2) both the screening mass^l from the correlation of heavy Dirac monopoles and the tension²⁷ are numerically available:

$$l_M^{-1} = 0.86 g^2(T) T \quad (65)$$

$$\rho(T) = (0.369 \pm 0.014)^2 g^4 T^2 \quad (66)$$

So we find for $SU(2)$ that the number of monopoles inside the screening radius is ~ 0.19 , or the mean distance between two monopoles is about twice the screening length^m.

Finally the pressure will get a positive contribution to the coefficient of $O(g^6)$.

9.1 Ratios of Wilson surface tensions

Let us turn to the ratios of surface tensions for SU(N), with $N > 3$. For that we need a formula for the multiply charged Wilsonloop $W_k(L)$. We take again the matrix Y_k and write:

$$W_k(L) = \int \Pi_{\sigma, \tau, a} Dn_k^a(\sigma, \tau) \exp \frac{i}{N} \int d\vec{S} \cdot (\vec{B}^a n_k^a + f^{abc} n_k^a \vec{D}n_k^b \wedge \vec{D}n_k^c) \quad (67)$$

$$= \int D\Omega(s) \exp \frac{i}{N} \int ds Tr(Y_k(\Omega(s) A_s(s) \Omega^{-1}(s) + \frac{1}{i} \Omega(s) \partial_s \Omega^{-1}(s))) \quad (68)$$

^ksee the discussion section for discussion of this point

^lObtained in ref. ⁽¹⁰⁾ for a lattice of temporal extent 4 at beta=2.82.

^mWe neglected in the data a discrepancy in subtraction points. At large enough T this is irrelevant.

The field n^a describes the coset $SU(N)/SU(k) \times SU(N-k) \times U(1)$ which has $2k(N-k)$ dimensions. As in the case of the 't Hooft loop it is defined by

$$n_k^a = \text{Tr} Y_k \Omega \frac{\lambda^a}{2} \Omega^{-1} \quad (69)$$

where Ω is any regular $SU(N)$ gauge transformation.

The reader can verify that the fundamental commutation relations 6 are satisfied, using the identity $\text{Tr} Y_k Y_l = N^2 k - k l N$.

The length of the vector $n_k^a(\vec{x})$ does not depend on \vec{x} :

$$\sum_a n_k^a n_k^a = \frac{1}{2} \text{Tr} Y_k^2 \quad (70)$$

The counting of the monopoles that do contribute to the tension ρ_k goes in full analogy with that under eq.(55). The difference is that we now ask what the commutation relation is between an 't Hooft loop in the adjoint representation $V_{adj}(L)$ and the Wilson loop $W_k(L')$:

$$V_{adj}(L) W_k(L') V_{adj}^{-1}(L) = \exp i \frac{2\pi}{N} Y_{k,adj} W_k(L') \quad (71)$$

with $Y_{k,adj}$ the Y_k charge in the adjoint representation.

So the loops do commute. But now the pointlike monopoles send only a flux $\frac{1}{2}N$ through the Wilson loop, so will contribute -1 .

It is now familiar how to proceed with the counting of monopoles that do indeed contribute -1 . An off-diagonal monopole ij will contribute only when ij is one of the $2k(N-k)$ combinations admitted by Y_k . The Wilson surface tension becomes proportional to:

$$\rho_k \sim k(N-k) \bar{l} \quad (72)$$

where \bar{l} is the average number of ij type monopoles in the slab of width $2l_M$, taken to be the same for all.

We then find the scaling for the ratio:

$$\rho_k = \frac{k(N-k)}{N-1} \rho_1 \quad (73)$$

10 Discussion

In this paper we have looked at the physics of the plasma through the 't Hooft loop and the Wilson loop. The former is on a firm basis, the latter of a more speculative nature, but both give testable results. For the former we showed:

- i) that the surfacetension associated to the 't Hooft loop has a calculable perturbative expansion
- ii) that it obeys, including two loop order and up to order $O(g^4)$ a simple dependence on the $Z(N)$ charge in Cartan space of the loop minimized along the straight path
- iii) that the Debye mass absorbs all g^3 effects of the surface tension.

For the lowest order the result ii) was evident, for the two loop result it is due to the factorization into two Bernoulli functions. For three loops the factorization is gone, so one has to check by different methods whether the simple dependence still holds.

Let us remember that this same simple dependence came out of the plasma viewed as a gas of free screened gluons. From that point of view the interactions could easily change the behaviour.

For $SU(4)$ our result for the 't Hooft loop is on a firm basis. We checked that the straight path is the global minimum. What is painfully lacking is some analytic understanding of this fact in $SU(4)$, and for higher N . What singles out the straight paths for all values of N is that the Wilson line effective potential renormalizes multiplicatively along these paths, something that was known up to now only for the path from 0 to Y_1 giving the singly charged 't Hooft loop tension. The ratios at the critical point (which we could obviously not compute with the techniques at hand) will give valuable information on the 3D spin model describing the universality class of the transition.

Let us now discuss the more speculative aspects for the Wilson loops.

For the Wilson loop we could understand on the basis of lattice results that at high T a second component of screened and free monopoles can explain the tension and the numbers available for $SU(2)$ suggested this is a consistent picture.

The magnetic contribution to the sixth order pressure has now a definite sign and is related to the surface tension of the Wilsonloop measured by Karsch²¹ through l_M a quantity measured from the correlation of the Dirac monopole loops¹⁰.

The reader might be shocked by the statement that within the screening radius there are few monopoles. For the statistical Debye screening for the gluons one has *of necessity* many gluons within the screening radius l_E : $l_E^3 n_E(T) \sim g^{-3}$.

On the other hand the magnetic screening has *not* only statistical origins, because also at low temperatures it is still present¹⁰. So we do not see any flagrant inconsistency in the assumption that there is a dilute gas of screened monopoles present in the plasma at very high T . It is dilute because it only has to explain the “small” Wilsonloop tension $\rho(T) \sim g^4 T^2$. On the other hand the density of gluons has to explain the “large” semiclassical result for the 't Hooft loop tension, $\sigma(T) \sim \frac{1}{g} T^3$.

If it is indeed the dominant contribution to the sixth order term in the pressure, it would because of its positive sign push the pressure up from the known fifth order, and nearer to the Stefan-Boltzman limit. We do *not* pretend that it sheds light on the perturbative convergence of the pressure in the plasma phase of $SU(N)$ gauge theory! In fact a recent letter²⁴ to understand the convergence needs a *negative* sixth order coefficient.

For the ratios of Wilson loops we speculated that these monopoles were in the adjoint representation of a magnetic group. Then the same argument that worked for gluons gave the dependence on the centergroup charge k of the Wilsonloop.

In the ratios the unknown constant from the statistical distribution drops out and they are the same as those for the 't Hooft loops.

In order to get a more quantitative grip one should have a precise lattice measurement of l_M , the sixth order coefficient of the pressure, the perturbative logarithmic term therein, and the surface tension of the spatial Wilsonloop.

A measurement in $SU(4)$ and $SU(5)$ of ratios at high T would settle some of the issues.

A remark applying to our results for both types of loops: their averages do not depend on the representation, only on the N -ality. Teper and Lucini³¹ find the same for temporal Wilson loops in $SU(4)$ and $SU(5)$. This issue is still debated³².

What happens when dynamical quarks are present in our plasma? As we noted, they are consistent with the monopole component through the Dirac condition. So the Wilson loops will not be affected by their presence. But the 't Hooft loops will be affected. They will depend on the surface $S(L)$, not anymore only on the loop L . These effects can and should be studied. So

our plasma would have three screened components at high temperatures: gluons, quarks and monopoles. The latter are by far the largest screened objects, and in density down by a factor $(\log \frac{T}{\Lambda_T})^{-3}$. At low T they start to coalesce.

As a last question: what happens to the ratio in 3d gauge theories? There the answer is: the same as in 4d gauge theories for the analogue of the 't Hooft loop. That is: take the correlation between two vortices with strength k and compare it to that with strength $k = 1$. Both have stringy behaviour and the ratio of the stringtensions is as in eq.(2).

For the Wilson loops the situation is different. The tension is caused by the 't Hooft $Z(N)$ vortices. If one assumes that vortices with different charge have the same density at high enough T we find the ratio is one, but we expect in general a dependence.

When finishing this paper we were informed about the existence of string/brane inspired computations of ratios of Wilson loops at zero temperature³³. There the ratio is in the notation adopted here:

$$\frac{\rho_k}{\rho_1} = \frac{\sin \frac{\pi}{N} k}{\sin \frac{\pi}{N}} \quad (74)$$

This has in common the linearity in $\frac{k}{N}$ present in our result. This result is consistent with recent findings on the lattice³¹. Of course the physics in both cases is very different so it is not clear whether comparison makes much sense.

Acknowledgements

We thank Marc Knecht S, Bronoff and R. Buffa for helpful discussions on the infrared behaviour of the kinetic term. Input by R. Buffa was important. Correspondence with Robert Pisarski, John Wheeler and Juerg Froelich on universality were quite informative. Philippe de Forcrand shared many of his insights with us. Mikko Laine provided us with his understanding of the perturbative approach in hot QCD. Useful discussions with Mike Teper, Blasio Lucini, Alex Kovner and Ian Kogan were indispensable. Correspondence with Christian Hoelbling is gratefully acknowledged. Incisive remarks by Pierre van Baal and Jan Smit were very helpful.

The funding of the Royal Society and the CNRS for the bilateral Oxford Marseille cooperation is gratefully acknowledged. One of us (P.G.) thanks the MENESR for funding.

Appendix A. Bernoulli polynomials

The hatted Bernoullipolynomials appearing in the text are related to the Bernoulli polynomials in Ryzhik-Gradshtein, as given below.

$$\hat{B}_4(x) = \frac{2\pi^2}{3} T^4 \left(B_4(x) + \frac{1}{30} \right) \quad A.1$$

$$\hat{B}_3(x) = \frac{2\pi}{3} T^3 B_3(x) \quad A.2$$

$$\hat{B}_2(x) = \frac{T^2}{2} B_2(x) \quad A.3$$

$$\hat{B}_1(x) = -\frac{T}{4\pi} B_1(x) \quad A.4$$

with

$$B_4(x) = x^2(1 - |x|)^2$$

$$B_3(x) = x^3 - \frac{3}{2}x^2\epsilon(x) + \frac{1}{2}x$$

$$B_2(x) = x^2 - |x|$$

$$B_1(x) = x - \frac{1}{2}\epsilon(x)$$

All B 's are defined mod 1. If the subscript is even, the B is even; if odd the B is odd. So in particular B_1 is a sawtooth function.

References

1. G.'t Hooft, *Nucl. Phys.* **B138**, 1 (1978)
2. C.P. Korthals Altes, A. Kovner and M. Stephanov, hep-ph/99, *Phys. Lett.* **B469**, 205 (1999), hep-ph/9909516
3. T. Bhattacharya, A. Gocksch, C. P. Korthals Altes and R. D. Pisarski, *Phys. Rev. Lett.* **66**, 998 (1991); *Nucl. Phys.* **B 383** (1992), 497.
4. B. Svetitski, L.G. Yaffe, *Nucl. Phys.* **B 210**, 423 (1980)
5. A. D. Linde, *Phys. Lett.* **B96**, 289 (1980).
6. S. Bronoff, R. Buffa, C.P. Korthals Altes, hep-ph/9801333
7. Ph.de Forcrand, M. D'Elia, M. Pepe, hep-lat/0007034
8. G. 't Hooft, in High Energy Physics, ed. A. Zichichi (Editrice Compositori Bologna, 1976); S. Mandelstam, *Phys. Rep.* **23C**, (1976) 245.
9. C. P. Korthals Altes, *Nucl. Phys.* **B 420**, 637 (1994)
10. Ch. Hoebbling, C. Rebbi, V. A. Rubakov, hep-lat/0003010 v2
11. S. Ohta, M. Wingate, hep-lat/0006016
12. N. Weiss *Phys. Rev.* **D24** (1981) 475; **D25** (1982) 2667
13. S. Bronoff, G. Dvali, K. Farakos, C. P. Korthals Altes, Proceedings Strong and ElectroWeak Matter 1997, eds Z. Fodor, A. Patkos, World Scientific, 1998
14. S. Huang, M. Lissia, *Nucl. Phys.* **B438**:54-66, 1995, hep-ph/9411293
15. K. Farakos, K. Kajantie, K. Rummukainen, M. Shaposhnikov *NPB425*(1994)67, hep-ph/9404201; E. Braaten, J.A. Nieto, *Phys. Rev. Lett.* **76**, 1417 (1996)
16. P. Giovannangeli, C.P. Korthals Altes, in preparation.
17. V. M. Belyaev, *Phys. Lett.* **B254** (1991), 153
18. P. Arnold, L. Yaffe, *Phys. Rev.* **D52**, 7208 (1995)
19. A. Hart, M. Teper, *Phys. Rev.* **D60** (1999) 114506, hep-lat/9902031
20. K. Kajantie, M. Laine, J. Peisa, K. Rummukainen, M. Shaposhnikov, *Phys. Rev. Lett.* **79**, 3130 (1997), hep-ph/9708207
21. F. Karsch, E. Laermann, M. Lutgemeier, *Phys. Lett.* **B346**:94-98, 1995, hep-lat/9411020
22. A.K. Rebhan, *Phys. Rev.* **D 48**, 3967 (1993)
23. Mark Gross, John Bartholomew, David Hochberg, EFI-83-35-CHICAGO; J.F. Wheeler, Mark Gross, *Phys. Lett.* **B144**:409-413, 1984;
24. K. Kajantie, M. Laine, K. Rummukainen and Y. Schroeder, hep-ph/0007109; *Phys. Rev. Lett.* **86**:10-13, 2001.
25. C. P. Korthals Altes, A. Kovner, *Phys. Rev.* **D**, **62**, 096008
26. P. Ginsparg, *Nucl. Phys.* **B170**, 388 (1980); T. Applequist, R. D. Pisarski, *Phys. Rev.* **D23**, 2305 (1981), S. Nadkarni, *Phys. Rev.* **D27**, 917 (1983)
27. G.S. Bali, J. Fingberg, U.M. Heller, F. Karsch, K. Schilling, *Int. J. Mod. Phys.* **C4** (1993) 1179, hep-lat/9308003
28. D. Diakonov, V. Petrov, *Phys. Lett.* **B**, **224**, 131 (1989)

- 29. P. Goddard, J. Nuyts, D. Olive, Nucl. Phys. B125, 1 (1977)
- 30. F. Karsch, M. Lutgemeier, A. Patkos, J. Rank, Phys. Lett.B390, 275(1997), hep-lat/9605031
- 31. M. Teper, B. Lucini, hep-lat/0012025
- 32. G.S. Bali, Phys.Rev.D62:114503,2000; hep-lat/0006022
- 33. M.J. Strassler, Nucl.Phys.Proc.Suppl. 73 (1999) 120