

IDM2000, York, UK. 18-22 Sept. 2000.

RAL-TR-2000-047

STATUS OF TRIMAXIMAL NEUTRINO MIXING

W. G. Scott

*Rutherford-Appleton Laboratory, Chilton, Didcot, Oxon.**OX11-0QX, UK**E-mail: w.g.scott@rl.ac.uk*

Trimaximal mixing is the mixing hypothesis with maximal symmetry. In trimaximal mixing there remains a still worrying conflict between the large values of Δm^2 preferred by the atmospheric fits (possibly supported by the early K2K data) and reactor limits on ν_e -mixing. However, the latest solar results do seem to point to energy-independent (ie. ‘no-scale’) solar solutions, like the trimaximal solution.

1 Introduction

At the last IDM meeting (IDM98) I reviewed [1] neutrino oscillations, mentioning trimaximal mixing [2,3] of course, but giving substantive emphasis to the so-called bimaximal scheme [4] which was new at that time. This year, I sense that bimaximal mixing is in no particular need of any ‘hard-sell’ from me, and I plan therefore to concentrate on trimaximal mixing, which arguably merits a little more ‘air-time’ than it sometimes gets at this point.

After all, bimaximal mixing (in its original form) may be seen as just the minimal deformation [5] of trimaximal mixing obtained enforcing a zero in the top right-hand ($e3$) corner of the trimaximal mixing matrix to account for the latest reactor data. Evidently (Eq. 1) symmetry between all three generations

$$\begin{array}{ccc}
 \begin{array}{c} \text{trimaximal mixing} \\ \nu_1 \quad \nu_2 \quad \nu_3 \\ e \left(\begin{array}{ccc} 1/3 & 1/3 & 1/3 \\ \mu \left(\begin{array}{ccc} 1/3 & 1/3 & 1/3 \\ \tau \left(\begin{array}{ccc} 1/3 & 1/3 & 1/3 \end{array} \right) \end{array} \right) \end{array} \right) \\
 \end{array} & \longleftrightarrow & \begin{array}{c} \text{bimaximal mixing} \\ \nu_1 \quad \nu_2 \quad \nu_3 \\ e \left(\begin{array}{ccc} 1/2 & 1/2 & . \\ \mu \left(\begin{array}{ccc} 1/4 & 1/4 & 1/2 \\ \tau \left(\begin{array}{ccc} 1/4 & 1/4 & 1/2 \end{array} \right) \end{array} \right) \end{array} \right)
 \end{array}
 \end{array} \quad (1)$$

is sacrificed in the bimaximal scheme, but clearly $\nu_1 \leftrightarrow \nu_2$ as well as $\mu \leftrightarrow \tau$ symmetry do survive [5] (note Eq. 1 gives the $|U_{l\nu}|^2$). It should be mentioned that the famous Fritzsch-Xing hypothesis [6] did in fact predict $U_{e3} = 0$, but has otherwise less symmetry than either the trimaximal or bimaximal schemes. Altarelli and Feruglio [7] usefully generalised the bimaximal scheme, retaining the last column of the original bimaximal form (Eq. 1 - RHS), but parametris-ing the first two columns in terms of a general mixing angle θ , to be determined.

In praise of trimaximal mixing, the trimaximal mixing matrix (Eq. 1 - LHS) is clearly especially symmetric, extremal/optimal and arguably ‘natural’

from a number of points of view. The importance of Z_3 symmetry seems to be generally recognised [8]. In analogy to the Uncertainty Principle the lepton flavour information is uniformly spread over the neutrino mass spectrum and vice versa (cf. also, the famous ‘hexacode’ over F_4). For trimaximal mixing the Jarlskog parameter J_{CP} [9] takes its extremal value $J_{CP} = 1/(6\sqrt{3})$ such that (vacuum) CP and T violating asymmetries are maximised.

2 Data at the Atmospheric Scale

The atmospheric neutrino scale defined by fits to the SUPER-KAMIOKANDE data (Fig. 1) is currently $\Delta m^2 \simeq 3 \cdot 10^{-3} \text{ eV}^2$ [10]. Upcoming μ -events (Fig. 1a)

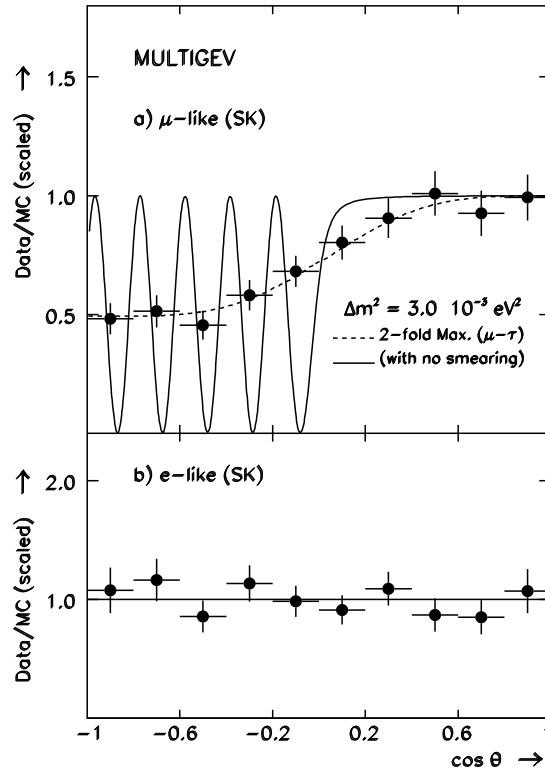


Figure 1: The multi-GeV zenith angle distributions for a) μ -like and b) e -like events in SUPER-K. The solid curve is the full oscillation curve for bimaximal mixing (Eq. 1 - RHS) with $\Delta m^2 = 3 \cdot 10^{-3} \text{ eV}^2$ for a representative neutrino energy $E = 3 \text{ GeV}$. The dashed curve shows the effect of angular smearing and averaging over neutrino energies.

are seen to be suppressed by a factor $P(\mu \rightarrow \mu) \simeq 1/2$. Solving the equation $(1-x)^2 + x^2 = 1/2$ yields $x \equiv |U_{\mu 3}|^2 \simeq 1/2$ as in Eq. 1 (RHS). No deviation is seen for e -events (Fig 1b), but $\phi(\nu_\mu)/\phi(\nu_e) \simeq 2/1$, coupled with matter effects (especially if $\Delta m^2 \lesssim 3 \cdot 10^{-3} \text{ eV}^2$, see below) gives low sensitivity to ν_e -mixing.

Reactor experiments on the other hand, specifically CHOOZ [11] and PALO-VERDE[12], *do* rule out large ν_e mixing over (almost) all of the Δm^2 -range currently favoured in the atmospheric neutrino experiments. While the atmospheric experiments claim $10^{-3} \text{ eV}^2 \lesssim \Delta m^2 \lesssim 10^{-2} \text{ eV}^2$, at around the 99% confidence level, the reactor experiments require $\Delta m^2 \lesssim 10^{-3} \text{ eV}^2$ unless U_{e3} is small: $|U_{e3}|^2 \lesssim 0.03$. The near non-overlap of these two different Δm^2 ranges underlies the current popularity of the (generalised) bimaximal scheme(s) discussed above. Of course trimaximal mixing predicts $|U_{e3}|^2 = 1/3$

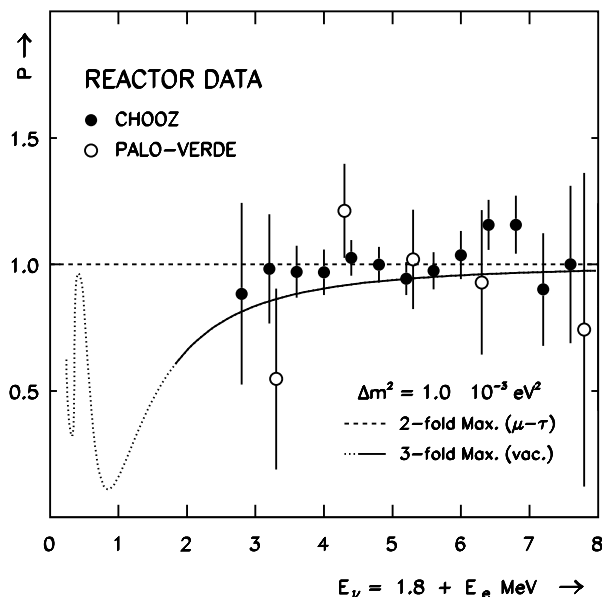


Figure 2: The survival probability $P(\bar{\nu}_e \rightarrow \bar{\nu}_e)$ measured in the CHOOZ and PALO-VERDE reactor experiments (filled and open data points) compared to the trimaximal mixing prediction for $\Delta m^2 = 1.0 \cdot 10^{-3} \text{ eV}^2$ (solid curve).

which is large, so if trimaximal mixing is right Δm^2 is at least well determined, ie. $\Delta m^2 \simeq 10^{-3} \text{ eV}^2$ [3] with rather little margin for error. Clearly (Fig. 2) trimaximal mixing with $\Delta m^2 = 1.0 \cdot 10^{-3} \text{ eV}^2$, would fit the combined CHOOZ and PALO-VERDE data very nicely, given only a modest re-scaling of the CHOOZ data by $\sim -8\%$ (the quoted error on the CHOOZ flux is $\sim \pm 3\%$).

Long-baseline accelerator experiments like K2K [13] have well defined L/E , so there is no way that Δm^2 is overestimated by uncertain angular smearing effects as perhaps in the atmospheric experiments. Worryingly for trimaximal mixing, K2K have 27 FC events in fiducial volume with 26.6 events expected for $\Delta m^2 \simeq 3 \cdot 10^{-3} \text{ eV}^2$, with very much closer to 40.3 events (the no-oscillation

Conference	Evts. Obs. FC IFV	Evts. Expd. (no osc.)
QUEBEC	3	12.3
NU2000	14	16.9
ICHEP2000	10	11.1
Total	27	40.3

Table 1: K2K fully contained events in fiducial volume, seen vs. expected (for no oscillation) (chronologically ordered independent samples conveniently separated here by conference.)

expectation) expected for $\Delta m^2 \simeq 1.0 \cdot 10^{-3} \text{ eV}^2$. As the K2K experimenters have themselves pointed out however [13], there is something slightly ‘odd’ about the distribution of events versus chronological expectation (Table 1), with most of the deficit apparently coming from the 1999 running.

3 The Solar Data

The latest SUPER-K data on the solar suppression [14] extend the electron recoil spectrum down to $E > 5 \text{ MeV}$ and start to be convincingly ‘consistent with flat’ (ie. with energy independence). Assuming BP98 fluxes [15], the overall suppression $S \simeq 0.47$. Correcting for the neutral current contribution (Fig. 3) we find $P(e \rightarrow e) \simeq 0.38$, not so very different from the HOMESTAKE result $P(e \rightarrow e) \simeq 0.33$. The solid curve in Fig. 3 is the postdiction of the ‘optimised’

$$\begin{array}{c}
 \text{‘optimised’} \quad \text{bimaximal} \quad \text{mixing} \\
 \begin{array}{ccc}
 & \nu_1 & \nu_2 & \nu_3 \\
 \begin{pmatrix} |U_{\nu} \rangle^2 \end{pmatrix} = \begin{array}{c} e \\ \mu \\ \tau \end{array} & \begin{pmatrix} 2/3 & 1/3 & . \\ 1/6 & 1/3 & 1/2 \\ 1/6 & 1/3 & 1/2 \end{pmatrix}
 \end{array}
 \end{array} \quad (2)$$

bimaximal hypothesis (Eq. 2) with $\Delta m'^2 = 5.6 \cdot 10^{-5} \text{ eV}^2$. The ‘optimised’ bimaximal form is readily obtained from the ‘generalised’ bimaximal scheme [7] by setting $\sin^2 \theta = 1/3$, and we proposed it [3,16] only as the best ‘straw-man’ rival to trimaximal mixing, with the possibility to exploit the LA-MSW solution (Fig. 3). Of course, energy *in*-dependent solar solutions, like the trimaximal mixing solution (Fig. 4), remain a priori much more plausible [16]. It is interesting to see that the early SNO data [17] support energy independence.

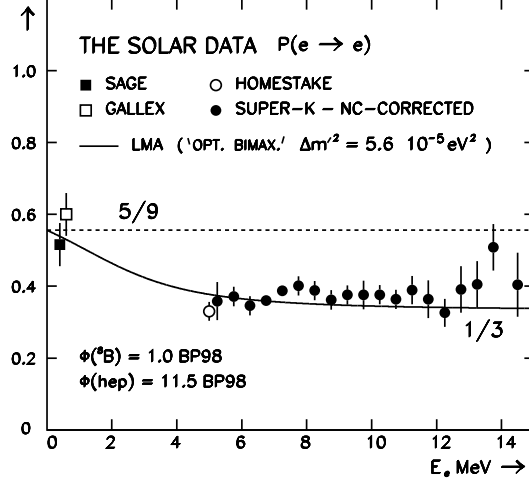


Figure 3. The SUPER-K solar data [14] after the NC subtraction vs. recoil energy E_e , assuming the BP98 8B -flux [5] (with rescaled hep). SAGE, GALLEX and HOMESTAKE points also shown but versus E_ν . The solid curve is 'optimised' bimaximal mixing (Eq. 2) with $\Delta m'^2 = 5.6 \times 10^{-5} \text{ eV}^2$, giving $P(e \rightarrow e) = 1/3$ in the 'bathtub' (and $5/9$ otherwise).

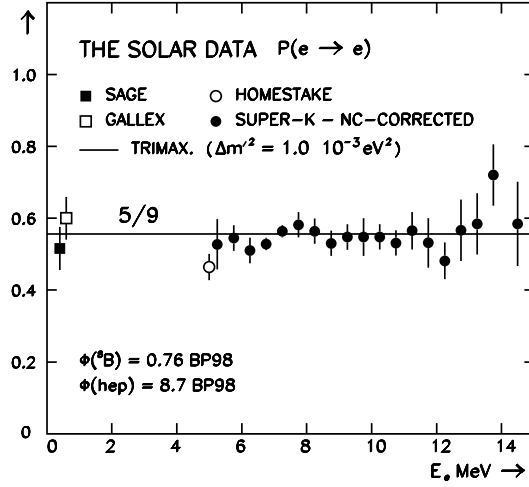


Figure 4. As for Fig. 3, except for an arbitrary rescaling of BP98 8B -flux by -24% . The line is the trimaximal mixing prediction $P(e \rightarrow e) = 5/9$ independent of energy. Note that Eq. 2 (with or without a $\nu_1 \leftrightarrow \nu_2$ column interchange if desired) likewise gives $P(e \rightarrow e) = 5/9$ independent of energy outside the 'bathtub' region. Thus Eq. 2 can never be excluded based on the solar data alone, underlining again the importance of KAMLAND [12], K2K [13] etc.

In SUPER-K, a previous 2σ day/night asymmetry $A = 0.065 \pm 0.031 \pm 0.013$ has fallen with increased statistics to 1σ significance: $A = 0.034 \pm 0.022 \pm 0.013$ [14]. A day/night effect would have been the ‘smoking-gun’ of the MSW or VO solutions. Instead, essentially *all* $10^{-10} \text{ eV}^2 \lesssim \Delta m'^2 \lesssim 10^{-3} \text{ eV}^2$ are now allowed, with (near-)maximal mixing, *except* those explicitly excluded (eg. $2 \cdot 10^{-7} \text{ eV}^2 \lesssim \Delta m'^2 \lesssim 2 \cdot 10^{-5} \text{ eV}^2$) by the absence of a day/night effect.

Acknowledgment

It is a pleasure to thank Paul Harrison and Don Perkins for continued collaboration/interest and for helpful comments and suggestions on this manuscript.

References

- [1] W. G. Scott. IDM98 Buxton, World Sci. (1999) eds. N. J. C. Spooner and V. Kudryavtsev Also at: <http://hepunix.rl.ac.uk/~scottw/papers.html>.
- [2] L. Wolfenstein Phys. Rev. D 18 (1978) 958. N. Cabibbo Phys. Lett. B 72 (1978) 333. P. F. Harrison and W. G. Scott Phys. Lett. B 333 (1994) 471. R. N. Mohapatra and S. Nussinov Phys. Lett. B 346 (1995) 75.
- [3] V. Barger, K. Whisnant and R. J. N. Phillips Phys. Rev. D 24 (1981) 538. P. F. Harrison, D. H. Perkins and W. G. Scott Phys. Lett. B 349 (1995) 137; 374 (1996) 111; 396 (1997) 186; 458 (1999) 79. C. Giunti, C. W. Kim and J. D. Kim Phys. Lett. B 352 (1995) 357.
- [4] F. Vissani hep-ph/9708483. V. Barger et al. Phys. Lett. B 437 (1998) 107. D. V. Ahluwalia Mod. Phys. Lett. A 13 (1998) 2249. A. J. Baltz, A. S. Goldhaber and M. Goldhaber Phys. Rev. Lett. 81 (1998) 5730.
- [5] Z. Xing Phys. Rev. D 61 (2000) 057301 hep-ph/9909514. P. F. Harrison and W. G. Scott Phys. Lett. B 476 (2000) 349 hep-ph/9912435.
- [6] H. Fritzsch and Z. Xing Phys. Lett. B 372 (1996) 265; 413 (1997) 396.
- [7] G. Altarelli and F. Feruglio Phys. Lett. B 439 (1998) 112; 451 (1999) 388.
- [8] K. Fukuura et al. Phys. Rev. D 61 (2000) 073002. T. Miura, H. Takasugi and M. Yoshimura hep-ph/0003139, hep-ph/0005179.
- [9] C. Jarlskog Z. Phys. C 29 (1985) 491. Phys. Rev. Lett. 55 (1985) 1039.
- [10] H. Sobel NU2000. <http://alumni.laurentian.ca/www/physics/nu2000>.
- [11] M. Apollonio et al. Phys. Lett. B 446 (1999) 415.
- [12] G. Gratta this meeting. F. Boehm et al. hep-ex/0003022.
- [13] T. Sakuda ICHEP2000 K. Nakamura NU2000 T. Ishida hep-ex/0008047.
- [14] Y. Takeuchi. <http://ichep2000.hep.sci.osaka-u.ac.jp/>
- [15] J. N. Bahcall, S. Basu and M. Pinsonneault Phys. Lett. B 436 (1998) 1.
- [16] W. G. Scott Nucl. Phys. (Proc. Suppl.) 66 (1998) 411; 85 (2000) 177.
- [17] D. Wark this meeting. A. McDonald NU2000. J. R. Klein ICHEP2000.