

Neutrinos from SN1987A, Earth matter effects and the LMA solution of the solar neutrino problem

C.Lunardini^{a)}, A.Yu.Smirnov^{b)}

December 2, 2024

*a) SISSA-ISAS, via Beirut 2-4, 34100 Trieste, Italy
and INFN, sezione di Trieste, via Valerio 2, 34127 Trieste, Italy*

*b) The Abdus Salam ICTP, Strada Costiera 11, 34100 Trieste, Italy
and Institute for Nuclear Research, RAS, Moscow, Russia*

Abstract

We study properties of the oscillation effects in the matter of the Earth on antineutrino fluxes from supernovae. We show that these oscillations can provide explanation of the difference in the energy spectra of the events detected by Kamiokande-2 and IMB detectors from SN1987A as well as the absence of high-energy events with $E \gtrsim 40$ MeV. This explanation requires the neutrino oscillation parameters Δm^2 and $\sin^2 2\theta$ to be in the region of the LMA solution of the solar neutrino problem and the normal mass hierarchy if $|U_{e3}|^2 \gtrsim 10^{-3}$. The hierarchy can be inverted if $|U_{e3}|^2 \ll 10^{-3}$.

1 Introduction

The detection of the neutrino burst from the supernova SN1987A by the Kamiokande-2 [1] and IMB [2] detectors has confirmed the general picture of gravitational collapse, hot neutron star formation and neutrino emission (see [3, 4] for a review).

At the same time certain features of the detected neutrino signals remain unexplained. In this paper we will consider the difference in the energy spectra of the events detected by Kamiokande-2 (K2) and IMB. It is difficult to explain such a difference in terms of the characteristics of the detectors (energy thresholds, efficiencies of detection, sizes, etc.). The $\bar{\nu}_e$ spectrum inferred from the K2 events is substantially softer than that from the IMB events. This can be quantified by comparing the parameters of the original $\bar{\nu}_e$ spectra, such as the effective temperature $T_{\bar{e}}$ and the luminosity $L_{\bar{e}}$, that were estimated from the results of the two experiment. It was found that the regions in the $T_{\bar{e}} - L_{\bar{e}}$ plane determined from the K2 and IMB data have only marginal overlap and the probability that the two sets of data correspond to the same spectrum is less than few per cents [5].

More specifically, we will discuss the following features of the SN1987A signals:

- (i) Concentration of the IMB events in the energy interval $E \simeq 35 \div 40$ MeV.
- (ii) Absence of events at IMB above $E \simeq 40$ MeV (which looks like a sharp cut of the spectrum).
- (iii) Absence of events with $E \gtrsim 35$ MeV at K2.

The effects of mixing on supernova neutrinos have been extensively studied [6, 7]. In particular, soon after the observation of SN1987A it was marked that the differences in the K2 and IMB spectra could be related to oscillations of $\bar{\nu}_e$ in the matter of the Earth and to the different positions of the detectors at the time of detection [8, 9]. It was realized that, for this oscillations mechanism to work, one needs $\Delta m^2 \sim 10^{-5} \text{ eV}^2$ (i.e. in the region of the Earth regeneration effect) and large (close to maximal) mixing of $\bar{\nu}_e$.

At that time the idea did not attract much attention, since a large lepton mixing was considered unnatural and conversion with small mixing angle was indicated as the most plausible solution of the solar neutrino problem. Moreover, later it was argued [10] that a large mixing of electron neutrinos is disfavoured by the SN1987A data: the $\bar{\nu}_e \leftrightarrow \bar{\nu}_\mu/\bar{\nu}_\tau$ conversion inside the star leads to the appearance of a high energy tail in the spectrum which contradicts observations. A wide range of values of Δm^2 is disfavoured. The bound is absent, however, in the range of Earth matter effects, $\Delta m^2 \sim 10^{-5} \text{ eV}^2$.

Later, the likelihood analysis of the combined K2 and IMB spectra in [11] has confirmed the results of [10]: in general, the flavour conversion of $\bar{\nu}_e$ leads to worse agreement with the supernova theory. Some mild improvement of the likelihood appears for oscillation parameters in the Large Mixing Angle (LMA) region when the Earth matter effect is taken into account. This improvement is obtained, however, at the price of aggravating the conflict with the SN theory: it was found that the best fit point corresponds

to too low temperature of the original $\bar{\nu}_e$ spectrum, $T_{\bar{e}} \simeq 1.9$ MeV, and too high total binding energy, $L \simeq 10^{54}$ ergs. Moreover, the best fit values $\Delta m^2 \simeq (3 \div 5) \cdot 10^{-6}$ eV², found in [11] are now excluded by the Superkamiokande data on the day-night asymmetry.

Since the first proposal [8] the situation has drastically changed. With very high confidence level the atmospheric neutrino data are explained by $\nu_\mu \leftrightarrow \nu_\tau$ oscillations with maximal or nearly maximal mixing [12]. The LMA solution gives the best global fit of all the available solar neutrino data [13]. It seems that large mixing is a general property of leptons. Clearly, if the LMA is the true solution of the solar neutrino problem, then a significant part of the $\bar{\nu}_e$ events detected from SN1987A were produced by the converted muon and tau antineutrinos. This means that in 1987 we observed the first appearance signal of neutrino conversion!

In view of this we have reconsidered the explanation of the features of the neutrino signals from SN1987A in terms of neutrino conversion in the star and in the Earth.

In section 2 we study the general properties of the conversion of antineutrinos in the matter of the supernova and of the Earth. We apply the results to the explanation of the difference of signals detected by Kamiokande-2 and IMB in section 3. In section 4 we summarize implications of the Earth matter effect on antineutrinos for the neutrino mass spectrum.

2 Neutrino conversion in the star and in the Earth

We assume that the electron neutrino mixes with some combination of the muon and tau neutrinos, ν'_μ , ($\nu_e = \cos\theta\nu_1 + \sin\theta\nu_2$, $\nu'_\mu = \cos\theta\nu_2 - \sin\theta\nu_1$) and the oscillation parameters of the $\nu_e - \nu'_\mu$ system are in the region of the large mixing angle solution of the solar neutrino problem:

$$\sin^2 2\theta \simeq 0.6 \div 1.0, \quad \Delta m^2 \simeq (1.5 \div 10) \cdot 10^{-5} \text{ eV}^2, \quad (1)$$

(the case of the LOW solution will be considered later). We will also assume that other Δm^2 and mixings in the neutrino spectrum are irrelevant for the antineutrino channel.

With the parameters (1) the propagation of antineutrinos inside the star is completely adiabatic, so that the following transitions occur [14]:

$$\bar{\nu}_e \rightarrow \bar{\nu}_1, \quad \bar{\nu}'_\mu \rightarrow \bar{\nu}_2. \quad (2)$$

That is, the originally produced electron antineutrino will reach the surface of the star and consequently the surface of the Earth as the pure mass eigenstate $\bar{\nu}_1$, and $\bar{\nu}'_\mu$ as the pure mass eigenstate $\bar{\nu}_2$. As a result, the flux of the electron antineutrinos at the surface of the Earth equals:

$$F_{\bar{e}} = \cos^2\theta F_{\bar{e}}^0 + \sin^2\theta F_{\bar{\mu}'}^0 = F_{\bar{e}}^0 - \sin^2\theta(F_{\bar{e}}^0 - F_{\bar{\mu}'}^0), \quad (3)$$

where $F_{\bar{e}}^0$ and $F_{\bar{\mu}'}^0$ are the original fluxes of $\bar{\nu}_e$ and $\bar{\nu}'_\mu$ produced in the center of the star.

In the matter of the Earth the mass eigenstates $\bar{\nu}_1$ and $\bar{\nu}_2$ oscillate. Taking into account these oscillations we find the flux of $\bar{\nu}_e$ at the detector [14]:

$$F_{\bar{e}}^D = F_{\bar{e}} + (P_{1\bar{e}} - \cos^2 \theta)(F_{\bar{e}}^0 - F_{\bar{\mu}'}^0) , \quad (4)$$

where $P_{1\bar{e}}$ is the $\bar{\nu}_1 \rightarrow \bar{\nu}_e$ transition probability in the matter of the Earth; in the derivation of eq. (4) we used also the relation $P_{2\bar{e}} = 1 - P_{1\bar{e}}$. Since for both K2 and IMB the neutrino trajectories were in the mantle, where the density change is rather small, we use for $P_{1\bar{e}}$ the formula for oscillations in uniform medium [10]:

$$P_{1\bar{e}} = \cos^2 \theta + \sin 2\theta_m \sin(2\theta - 2\theta_m) \sin^2 \left(\frac{\pi d}{l_m} \right) . \quad (5)$$

Here d is the length of the neutrino trajectory inside the Earth for a given detector, θ_m and l_m are the mixing angle and the oscillation length for the antineutrinos in the matter of the Earth:

$$\sin^2 2\theta_m = \frac{\sin^2 2\theta}{(\cos 2\theta + (l_\nu/l_0))^2 + \sin^2 2\theta} , \quad l_m = l_\nu \frac{\sin 2\theta_m}{\sin 2\theta} . \quad (6)$$

In eq. (6) $l_\nu \equiv 4\pi E/\Delta m^2$ and $l_0 \equiv 2\pi/(\sqrt{2}G_F n_e)$ are the vacuum oscillation length and the refraction length; G_F is the Fermi coupling constant and n_e is the electron number density. In the expression (5) θ_m and l_m should be taken for the average electron number density n_e along the neutrino trajectory for a given detector.

The qualitative features of the conversion effects can be immediately seen from eqs. (3-5), taking into account that the original $\bar{\nu}'_\mu$ flux has harder spectrum than the one of $\bar{\nu}_e$ and the total luminosities in the different flavours are comparable. This means that a critical energy, E_c , exists such that:

$$\begin{aligned} F_{\bar{\mu}'}^0 &> F_{\bar{e}}^0 & \text{for } E > E_c \\ F_{\bar{\mu}'}^0 &< F_{\bar{e}}^0 & \text{for } E < E_c . \end{aligned} \quad (7)$$

The energy E_c depends, in particular, on the effective temperatures and luminosities of the original $\bar{\nu}'_\mu$ and $\bar{\nu}_e$ fluxes: $E_c = E_c(T_{\bar{e}}, T_{\bar{\mu}'}, L_{\bar{e}}, L_{\bar{\mu}'})$.

According to eq. (3) the conversion in the star leads to a composite spectrum of electron antineutrinos with $\sin^2 \theta$ admixture of the hard component which generates a high energy tail in the sample of events. In comparison with the original $\bar{\nu}_e$ spectrum, $F_{\bar{e}}^0$, the flux $F_{\bar{e}}$ is suppressed at $E < E_c$ and enhanced at $E > E_c$. The effect is proportional to $\sin^2 \theta$ and the conversion probability itself does not depend on the neutrino energy.

The oscillations inside the Earth give an opposite effect (see eqs. (4,5)): they enhance the flux at $E < E_c$ and suppress it at high energies. Notice that, since $P_{1\bar{e}} > \cos^2 \theta$, for LMA parameters and in constant density approximation the matter of the Earth always regenerates the $\bar{\nu}_e$: the oscillatory factor in eq. (5) is positive since $2\theta_m = (0 \div \pi)$ and $\theta > \theta_m$. Shortly, an increase of the medium density will tend to return the neutrino state

into the initial state, that is $\bar{\nu}_e$ at very high densities. Entering the Earth is equivalent to such an increase.

Combining eqs. (3) and (4) we find:

$$F_{\bar{e}}^D = F_{\bar{e}}^0 - (F_{\bar{e}}^0 - F_{\bar{\mu}'}^0)(1 - P_{1\bar{e}}) , \quad (8)$$

which shows that the overall conversion effect, both in the star and in the Earth, leads to suppression of the flux at low energies ($E < E_c$) and to its enhancement at high energies ($E > E_c$). The effect is proportional to the difference of the original fluxes.

Let us consider the properties of the Earth regeneration effect in some detail. The formula (8) can be written as:

$$F_{\bar{e}}^D = F_{\bar{e}}^0 - (F_{\bar{e}}^0 - F_{\bar{\mu}'}^0)(\sin^2 \theta - A_p \sin^2 \phi) , \quad (9)$$

where

$$A_p \equiv \sin 2\theta_m \sin (2\theta - 2\theta_m) , \quad \phi \equiv \frac{\pi d}{l_m} \quad (10)$$

are the depth and the phase of oscillations. In contrast with the conversion in the star, the Earth matter effect has strong energy dependence. The depth of oscillations, A_p , equals zero at very low energies, where $\theta_m \simeq \theta$, and at high energies, where $\theta_m \simeq \pi/2$. The depth reaches the maximum

$$A_p^{max} = \sin^2 \theta \quad (11)$$

at $\theta_m = \theta/2$, which corresponds to the equality

$$\frac{l_\nu}{l_0} = 1 . \quad (12)$$

Notice that the depth of oscillations increases with θ . At the condition of maximal depth, eq. (12), also the conversion probability $P_{1\bar{e}}$ reaches the maximum:

$$P_{1\bar{e}} = 1 , \quad (13)$$

provided that $\phi = \pi/2 + k\pi$ with $k = 1, 2, \dots$. For $E \rightarrow 0$ or $E \rightarrow \infty$, we have $P_{1\bar{e}} \rightarrow \cos^2 \theta$. Thus, A_p as well as $P_{1\bar{e}}$ have a resonance character with eq. (12) being the resonance condition. Notice that the condition (12) does not depend on the mixing angle, in contrast with the resonance condition for the pure flavour case.

From eq. (12) we find the resonance energy

$$E_R = \frac{\Delta m^2}{2\sqrt{2}G_F n_e} . \quad (14)$$

The interval of energies $E_+ \div E_-$ around (14) for which $A_p > A_p^{max}/2 = \sin^2 \theta/2$ is determined by:

$$\frac{E_{\pm}}{E_R} = \cos 2\theta + 2 \pm \sqrt{(\cos 2\theta + 1)(\cos 2\theta + 3)} . \quad (15)$$

Thus E_R and E_{\pm} give the interval of strong oscillation effect in the Earth.

The oscillation length l_m decreases with $E/\Delta m^2$; it also decreases with $\cos 2\theta$.

At high energies, due to the exponential decrease of the fluxes with E and to the difference of temperatures of the $\bar{\nu}_e$ and $\bar{\nu}'_{\mu}$ spectra, we get $F_{\bar{\mu}'}^0 \gg F_{\bar{e}}^0$, and therefore, according to eq. (7), the flux at the detector equals:

$$F_{\bar{e}}^D \simeq F_{\bar{\mu}'}^0(1 - P_{1\bar{e}}) . \quad (16)$$

Then, at the resonance, $E \simeq E_R$, eq.(14), the $\bar{\nu}_e$ flux can be suppressed completely: $F_{\bar{e}}^D \simeq 0$, if the phase of oscillations equals a semi-integer fraction of π . This suppression does not depend on the value of the mixing angle θ . In what follows we will show that this suppression could indeed be realized in the case of neutrinos from SN1987A.

3 Neutrino signals in K2 and IMB

Let us consider the difference of signals at K2 and IMB which can be produced by oscillations in the Earth. This difference is related to the distances travelled by the neutrinos in the Earth: $d_{IMB} \simeq 8535$ Km for IMB, $d_{K2} \simeq 4363$ Km for K2, and to the average densities $\rho_{IMB} \simeq 4.5 \text{ g} \cdot \text{cm}^{-3}$, $\rho_{K2} \simeq 3.5 \text{ g} \cdot \text{cm}^{-3}$ along the trajectories. As a consequence, both the depths and the phases of oscillations at K2 and IMB are different.

Let us show that the features (i)-(iii) indicated in the introduction can be explained by oscillations in the matter of the Earth. Moreover, the explanation implies certain values of Δm^2 and $\sin^2 2\theta$.

To explain the characteristics described in (i)-(iii) we require that:

- (1) The phase of oscillations at IMB detector at $E \simeq 35 \div 40$ MeV equals

$$\phi_{IMB}(40) \equiv \frac{\pi d_{IMB}}{l_m} = k\pi , \quad k = 1, 2, 3, \dots . \quad (17)$$

Under this condition the oscillations in the Earth matter do not suppress the signal.

- (2) The phase of oscillations at IMB at $E \simeq 50 \div 60$ MeV is a semi-integer of π :

$$\phi_{IMB}(60) \equiv \pi \left(\frac{1}{2} + k \right) , \quad k = 0, 1, 2, \dots , \quad (18)$$

so that in this range of energy one expects maximal suppression effect. It is easy to check that, in the range of parameters of interest, the conditions (17) and (18) are satisfied

simultaneously with good precision.

(3) The phase of oscillations at K2 at $E \simeq 35 \div 40$ MeV is

$$\phi_{K2}(40) = \frac{\pi d_{K2}}{l_m} = \pi \left(\frac{1}{2} + k \right), \quad k = 0, 1, 2, \dots, \quad (19)$$

so that the Earth matter effect produces maximal suppression of the K2 signal in the range $E \simeq 35 \div 40$ MeV.

(4) The Earth matter effect is maximal, $A_p \simeq A_p^{max}$, at IMB at the energies $E \simeq 50 \div 60$ MeV, that is:

$$E^{IMB} \simeq 50 \div 60 \text{ MeV}. \quad (20)$$

In fig. 1 we show the conditions (17)-(20) in the $\Delta m^2 - \cos 2\theta$ plane. As follows from the figure, there are three bands in which the conditions (17), (18) and (19) are satisfied simultaneously. They correspond to $\phi_{IMB} = 2\phi_{K2} = 3\pi, 5\pi, 7\pi, \dots$. The phase increases with Δm^2 . Notice that the requirements (17)-(19) are satisfied in the whole relevant range of $\cos 2\theta$ if ϕ_{IMB} equals odd multiples of π .

The condition of maximal effect, eq.(20), gives $\Delta m^2 = (1.7 \div 2.1) \cdot 10^{-5} \text{ eV}^2$. Large Earth matter effect, say $A_p \gtrsim 0.8 A_p^{max}$ is realized in much wider interval, whose borders depend on $\cos 2\theta$. As follows from fig. 1 the explanation of the properties (i)-(iii) implies the oscillation parameters to be in narrow ranges near the lines $\phi_{IMB} = 3\pi$ and $\phi_{IMB} = 5\pi$ with

$$\begin{aligned} \Delta m^2 &\simeq 4.6 \cdot 10^{-5} \text{ eV}^2 [1 - 0.82 \cos 2\theta] \\ \Delta m^2 &\simeq 6.5 \cdot 10^{-5} \text{ eV}^2 [1 - 0.46 \cos 2\theta] \end{aligned} \quad (21)$$

respectively and $\cos 2\theta > 0.2$. For the solar neutrino best fit value, $\sin^2 2\theta \simeq 0.75$, we find that Δm^2 should be in the intervals $\Delta m^2 = (2.3 \div 2.7) \cdot 10^{-5} \text{ eV}^2$ or $\Delta m^2 = (4.7 \div 5.3) \cdot 10^{-5} \text{ eV}^2$, which are well inside the range of the preferable Δm^2 values of the LMA solution region. The expected distributions are rather sensitive to variations of Δm^2 . For instance, a change of Δm^2 by $\sim 20\%$ in the $\phi_{IMB} = 3\pi$ band will lead to the prediction of strong suppression of the number of events in the interval $E \simeq 35 \div 40$ MeV of the IMB spectrum and enhancement of the signal at $E \simeq 50$ MeV, in contradiction with observations.

In figures 2-3 we show the expected spectra of events at K2 and IMB for the two sets of parameters from the preferable regions. For estimations we have taken the following parameters of the original $\bar{\nu}_e$ and $\bar{\nu}_{\mu'}$ spectra. We considered the Fermi-Dirac spectra with $T_{\bar{e}} = 3.5$ MeV, $T_{\bar{\mu}'} = 7$ MeV and pinching parameters $\eta_{\bar{\mu}'} = 2$, $\eta_{\bar{e}} = 2$ [15]. We assumed

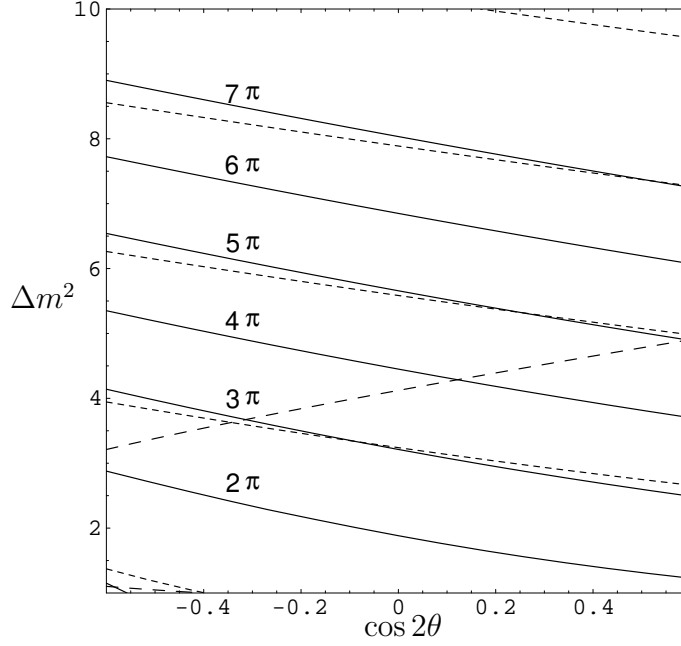


Figure 1: Contours of equal phases $\phi_{IMB}(40) = k\pi$ (solid lines) and $\phi_{K2}(40) = \pi\left(\frac{1}{2} + k\right)$ (dashed lines) in the Δm^2 (in units of 10^{-5}eV^2)- $\cos 2\theta$ plane. The region below the long-dashed line represents the band of strong Earth matter effect, where $A_p \simeq 0.8A_p^{max}$ (see eq. (20)).

equal luminosities in $\bar{\nu}_e$ and $\bar{\nu}_{\mu'}$: $L_{\bar{e}} = L_{\bar{\mu}'} = 3 \cdot 10^{52}$ ergs. The energy thresholds and detection efficiencies have been taken into account.

According to the figures, the predicted spectra with oscillations (solid lines) fit better the observed distributions of events at K2 and IMB. As expected, the spectra without oscillations (dashed lines) can not describe the concentration of IMB events at $E \simeq 30 \div 40$ MeV and the absence of an excess of K2 events in this range. The conversion in the star only leads to an appearance of high energy tails (short dashed lines) which contradict the observations of both K2 and IMB. The oscillations in the matter of the Earth (solid lines) suppress the tails above 45 MeV in IMB and above 35 MeV in K2. Notice that the figures illustrate the effects of oscillations and do not correspond to the optimal (best fitted) choice of parameters of the original spectra.

To quantify the improvement of the fit due to conversion inside the star and to the Earth matter effect we have performed the likelihood analysis following the prescriptions of ref. [11]. In contrast with [11], however, in our analysis we take into account the time dependence of the temperature of the $\bar{\nu}_e$ and $\bar{\nu}_{\mu'}$ fluxes in the following way: we have divided the whole time interval of observations in two bins: $t_1 = 0 \div 5$ s and $t_2 = 5 \div 13$ s. We assumed that the effective temperature in the second bin is lower than that in the first bin and performed the comparison of the IMB and K2 signals in these bins separately.

For simplicity, we have not considered the energy resolution function which takes into account the errors in the determination of energies of the events.

In fig. 4 we show the results of the likelihood analysis of the IMB and K2 signals in the $T_{\bar{e}} - L_{\bar{e}}$ plane in absence of mixing, $\theta = 0$ (upper panel). As follows from the figure, K2 and IMB imply substantially different temperatures of the original $\bar{\nu}_e$ spectrum: $T_{K2} \simeq 3$ MeV and $T_{IMB} \simeq 4.2$ MeV. There is no overlap of the 68% C.L. regions.

The lower panel of fig. 4 shows the analogous plot in presence of oscillations in the star and in the Earth matter. We have taken $T_{\bar{\mu}'}/T_{\bar{e}} = 1.8$, $L_{\bar{\mu}'}/L_{\bar{e}} = 0.75$, $\eta_{\bar{e}} = 2$, $\eta_{\bar{\mu}'} = 2$ with oscillation parameters from the preferable bands (see fig. 1). With oscillations the best fit parameters inferred from IMB and K2 become closer: $T_{K2} \simeq 2.45$ MeV and $T_{IMB} \simeq 3.3$ MeV. Overlap of the 68% C.L. regions appears. The combined fit gives $T_{\bar{e}} \simeq 3.2$ MeV and $L_{\bar{e}} \simeq 4 \cdot 10^{52}$ ergs, which are in good agreement with recent calculations [16]. Thus, the likelihood analysis with oscillations shows some improvement of the fit and does not imply too low temperatures and high luminosities.

In the second time bin K2 has detected 3 events with low energies, close to the threshold, whereas IMB has no signals. This can be easily interpreted in the assumption of lower temperatures of the $\bar{\nu}_e$ and $\bar{\nu}_{\mu'}$ original spectra and smaller difference of $T_{\bar{\mu}'}$ and $T_{\bar{e}}$. At $T_{\bar{e}} \simeq 2$ MeV and $T_{\bar{\mu}'} \simeq 3$ MeV with high probability all the events will be below the IMB threshold or in the region with low detection efficiency.

For neutrino parameters from the LOW solution: $\Delta m^2 = (0.3 \div 2) \cdot 10^{-7} \text{ eV}^2$, $\sin^2 2\theta \gtrsim 0.95$, we get $l_0/l_\nu \lesssim 10^{-2}$, so that the mixing angle in matter is suppressed: $\sin 2\theta_m \simeq \sin 2\theta(l_0/l_\nu)$. For the depth of oscillations in the Earth matter we find from eq. (10):

$$A_p \simeq \sin^2 2\theta \left(\frac{l_0}{l_\nu} \right), \quad (22)$$

that is, $A_p \ll 1$. Thus, the effect of oscillations in the Earth is negligibly small. Now $P_{1\bar{e}} \simeq \cos^2 \theta$ and the $\bar{\nu}_e$ flux at Earth is determined by the conversion inside the star only (see eq. (3) and the short dashed lines in the figures 2-3). No improvement of the fit can be obtained in this case.

4 Implications for the neutrino mass spectrum

The fact of observation of the Earth matter effect in the $\bar{\nu}_e$ channel has important implications for the neutrino mass spectrum and mixing (see also [14]).

1). As we have shown, a significant effect is possible for oscillation parameters in the LMA region only: thus, the observation of the effect selects the LMA solution of the solar neutrino problem. In the cases of SMA or LOW solutions the Earth matter effect would be practically unobservable.

2). Important conclusions can be drawn on the type of mass hierarchy and the mixing element U_{e3} in the three neutrino context. Let us consider the three neutrino scheme which

explains also the atmospheric neutrino problem via $\nu_\mu \leftrightarrow \nu_\tau$ oscillations. In this scheme the third mass eigenstate, ν_3 , is isolated from ν_1 and ν_2 , which are responsible for the solar neutrino oscillations, by the mass gap $\Delta m_{23}^2 \simeq \Delta m_{atm}^2 \simeq 3 \cdot 10^{-3} \text{ eV}^2$. The state ν_3 has nearly maximal mixture of ν_μ and ν_τ . The admixture of the ν_e in this state, described by the matrix element $|U_{e3}|^2$, is small being restricted by the reactor experiments CHOOZ [17] and Palo Verde [18]: $|U_{e3}|^2 \lesssim 0.02 \div 0.05$.

Observation of the matter effect means that (i) either the mass hierarchy is normal: $\Delta m_{23}^2 = m_3^2 - m_2^2 > 0$ (the third state is the heaviest one) or, (ii) if the hierarchy is inverted, $\Delta m_{23}^2 < 0$, the $\nu_e - \nu_3$ mixing is very small: $|U_{e3}|^2 \ll 10^{-3}$.

Indeed, in the first case the high density resonance associated with Δm_{23}^2 ($\rho_R \sim \Delta m_{23}^2$) is in the neutrino channel. It does not influence the conversion of antineutrinos and the situation coincides with the one considered above.

If, however, the hierarchy is inverted the high density resonance is in the antineutrino channel. The pattern of conversion then strongly depends on the adiabaticity in this resonance. If $|U_{e3}|^2 \gtrsim 10^{-3}$ the level crossing is adiabatic, so that in the star the conversions

$$\bar{\nu}_e \rightarrow \bar{\nu}'_\tau, \quad \bar{\nu}'_\tau \rightarrow \bar{\nu}'_\mu/\bar{\nu}_e, \quad \text{and} \quad \bar{\nu}'_\mu \rightarrow \bar{\nu}'_\mu/\bar{\nu}_e \quad (23)$$

occur. Thus, the $\bar{\nu}_e$ flux at Earth will be composed of converted $\bar{\nu}'_\mu$ and $\bar{\nu}'_\tau$ fluxes. Since the original $\bar{\nu}'_\mu$ and $\bar{\nu}'_\tau$ fluxes are identical, no matter effect should be seen in the $\bar{\nu}_e$ flux [14, 19]. Moreover, the $\bar{\nu}_e$ flux will have the hard spectrum of the original $\bar{\nu}'_\mu$ and $\bar{\nu}'_\tau$ fluxes, which is strongly disfavoured by observations [10].

If $|U_{e3}|^2 \ll 10^{-3}$, the adiabaticity in the high density resonance is broken. The effect of this resonance can be neglected and the pattern of the three neutrinos conversion is reduced to the two neutrino case discussed in the paper.

If $|U_{e3}|^2 \simeq 10^{-5} \div 10^{-3}$, one can observe an intermediate situation: harder $\bar{\nu}_e$ spectrum and partially suppressed Earth matter effect.

If $|U_{e3}|^2 \gtrsim 10^{-3}$ (which looks rather plausible in view of the large mixings between the first and the second as well as the second and the third generations) we come to the conclusion that the observation of the Earth matter effect in the $\bar{\nu}_e$ channel implies a scheme with normal mass hierarchy and the LMA solution of the solar neutrino problem.

5 Conclusions

We have studied properties of the oscillation effects in the matter of the Earth on neutrino signals from supernovae. We show that certain features of the neutrino signal from SN1987A detected by K2 and IMB detectors (difference of spectra, absence of events above $E \sim 40 \text{ MeV}$) can be explained by oscillations in the Earth and different positions of the detectors. The consistency of the $\bar{\nu}_e$ spectra implied by K2 and IMB data improves when oscillations are taken into account.

The existence of the Earth matter effects on the neutrino burst from supernovae has crucial implications for the neutrinos mass spectrum:

- (1) The oscillation parameters Δm^2 and $\sin^2 2\theta$ should be in the range of LMA solution of the solar neutrino problem. Moreover, the values of Δm^2 and $\sin^2 2\theta$ should lie in rather narrow bands.
- (2) The mass hierarchy (in the three neutrino context) should be normal, if $|U_{e3}|^2 \gtrsim 10^{-3}$ and it can be inverted provided that $|U_{e3}|^2 \ll 10^{-3}$.

It should be stressed that, in view of the low statistics of SN1987A neutrino signals, our conclusions have an indicative character, as far as the interpretation of the K2 and IMB data is concerned. If the LMA solution will be identified in future experiments, the inclusion of the effects of oscillations in the matter of the Earth in the analysis of SN1987A data will be unavoidable, and the interpretation of SN1987A signals given in this paper will be confirmed. The analysis performed in this paper shows that searches for oscillation effects in the matter of the Earth in future observations of galactic supernovae will give important information on the neutrino mass spectrum, independently of supernova models.

References

- [1] K. Hirata *et al.* [KAMIOKANDE-II Collaboration], Phys. Rev. Lett. **58** (1987) 1490.
- [2] R. M. Bionta *et al.*, Phys. Rev. Lett. **58** (1987) 1494.
- [3] H. Suzuki, “Supernova Neutrinos”, in M. Fukugita and A. Suzuki, “Physics and Astrophysics of Neutrinos” *Springer Verlag, 1994*.
- [4] G. G. Raffelt, “Stars as laboratories for fundamental physics: The astrophysics of neutrinos, axions, and other weakly interacting particles,” *Chicago, USA: Univ. Pr. (1996) 664 p.*
- [5] For analyses of K2 and IMB signals see e.g. L. M. Krauss, Nature **329** (1987) 689; A. Burrows, Astrophys. J. **334** (1988) 891; H. T. Janka and W. Hillebrandt, Astron. Astrophys. **224** (1989) 49; see also [4] for a discussion.
- [6] S. P. Mikheev and A. Y. Smirnov, Sov. Phys. JETP **64** (1986) 4.
- [7] Neutrino conversion in collapsing stars is discussed also in D. Notzold, Phys. Lett. **B196** (1987) 315; J. Arafune, M. Fukugita, T. Yanagida and M. Yoshimura, Phys. Lett. **B194** (1987) 477; T. P. Walker and D. N. Schramm, Phys. Lett. **B195** (1987) 331; T. K. Kuo and J. Pantaleone, Phys. Rev. **D37** (1988) 298; H. Minakata and H. Nunokawa, Phys. Rev. **D38** (1988) 3605; P. J. Kernan and L. M. Krauss, Nucl. Phys. **B437** (1995) 243; G. Dutta, D. Indumathi, M. V. Murthy and G. Rajasekaran, hep-ph/0006171; G. Dutta, D. Indumathi, M. V. Murthy and G. Rajasekaran, Phys. Rev. **D61** (2000) 013009 [hep-ph/9907372].
- [8] A. Y. Smirnov, talk given at the *Twentieth International Cosmic Ray Conference*, Moscow, 1987.

- [9] For discussion of Earth matter effects on supernova neutrinos see also H. Minakata, H. Nunokawa, K. Shiraishi and H. Suzuki, *Mod. Phys. Lett.* **A2** (1987) 827.
- [10] A. Y. Smirnov, D. N. Spergel and J. N. Bahcall, *Phys. Rev.* **D49** (1994) 1389 [hep-ph/9305204].
- [11] B. Jegerlehner, F. Neubig and G. Raffelt, *Phys. Rev.* **D54** (1996) 1194 [astro-ph/9601111].
- [12] Y. Fukuda *et al.* [Super-Kamiokande Collaboration], *Phys. Rev. Lett.* **81**, 1562 (1998) [hep-ex/9807003].
- [13] See M. C. Gonzalez-Garcia and C. Pena-Garay, hep-ph/0009041 and references therein.
- [14] A. S. Dighe and A. Y. Smirnov, *Phys. Rev.* **D62** (2000) 033007 [hep-ph/9907423].
- [15] H. T. Janka and W. Hillebrandt, *Astron. Astrophys.* **224** (1989) 49.
- [16] A. Burrows, T. Young, P. Pinto, R. Eastman and T. Thompson, astro-ph/9905132. For previous calculations see A. Burrows, *Astrophys. J.* **334** (1988) 891; H. T. Janka and W. Hillebrandt, *Astron. Astroph. Suppl.* **78** (1989) 375; H. T. Janka and W. Hillebrandt, *Astron. Astrophys.* **224** (1989) 49; E. S. Myra and A. Burrows, *Astroph. J.* **364** (1990) 222; A. Burrows, D. Klein and R. Gandhi, *Phys. Rev.* **D45**, 3361 (1992); S. Yamada, H. Janka and H. Suzuki, astro-ph/9809009.
- [17] CHOOZ collaboration, M. Apollonio *et al.*, *Phys. Lett.* **B466** (1999) 415 [hep-ex/9907037]; *Phys. Lett.* **B420** (1998) 397 [hep-ex/9711002].
- [18] The Palo Verde collaboration, F. Boehm *et al.*, hep-ex/0003022.
- [19] See also H. Minakata, “Three neutrino scenarios”, talk given at NOW2000, Otranto, Italy, September 2000; <http://www.ba.infn.it/~now2000/>.

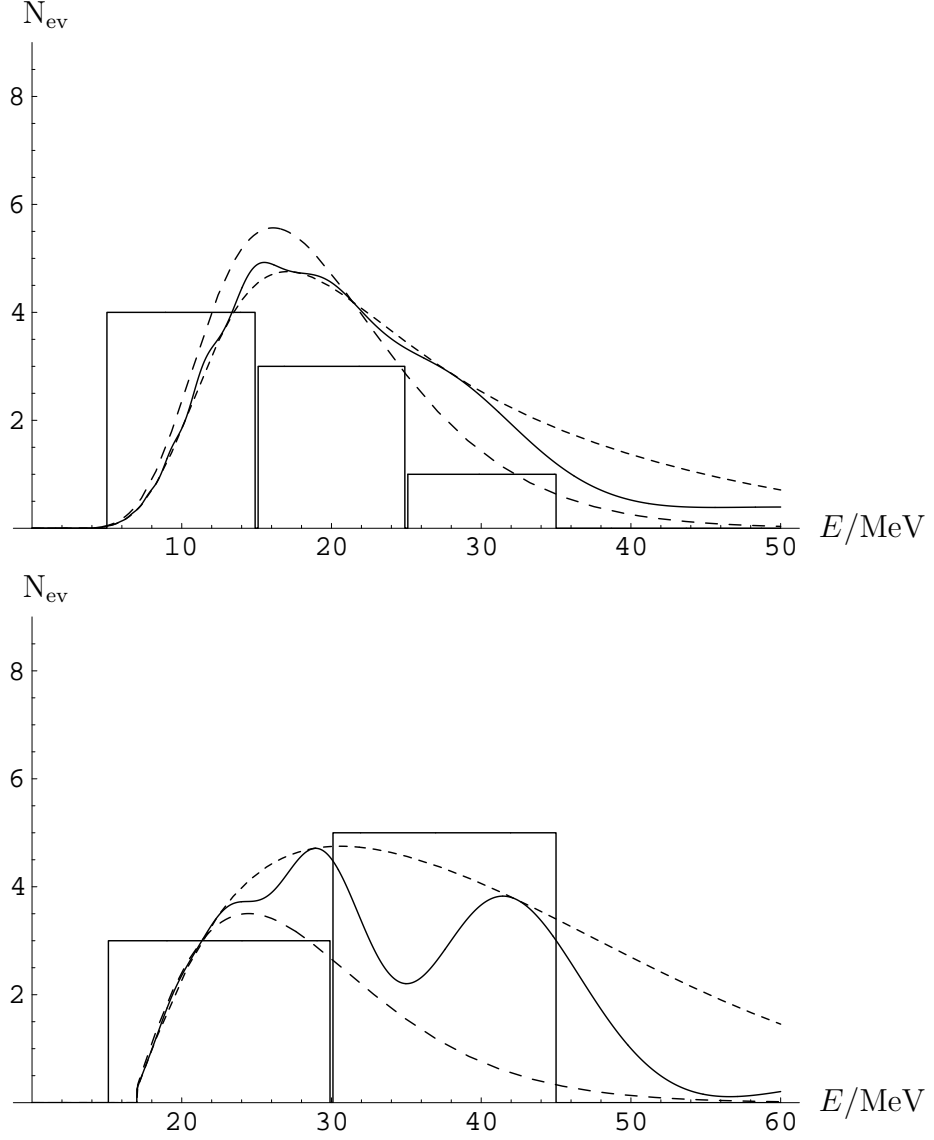


Figure 2: The predicted spectra of $\bar{\nu}_e$ events at Kamiokande-2 (upper panel) and IMB (lower panel). We show: the original spectra without oscillation effects (long dashed lines), spectra with conversion in the star only (dashed lines), spectra with oscillation effects both in the star and in the Earth (solid lines). We used the following set of oscillation parameters and characteristics of the original $\bar{\nu}_e$ and $\bar{\nu}'_\mu$ spectra: $T_{\bar{e}} = 3.5$ MeV, $L_{\bar{e}} = 3 \cdot 10^{52}$ ergs, $\eta_{\bar{e}} = 2$, $T_{\bar{\mu}'} = 7$ MeV, $L_{\bar{\mu}'} = 3 \cdot 10^{52}$ ergs, $\eta_{\bar{\mu}'} = 2$, $\cos 2\theta = 0.5$, $\Delta m^2 = 2.75 \cdot 10^{-5}$ eV². The histograms show the observed distributions of events during the first 5 seconds.

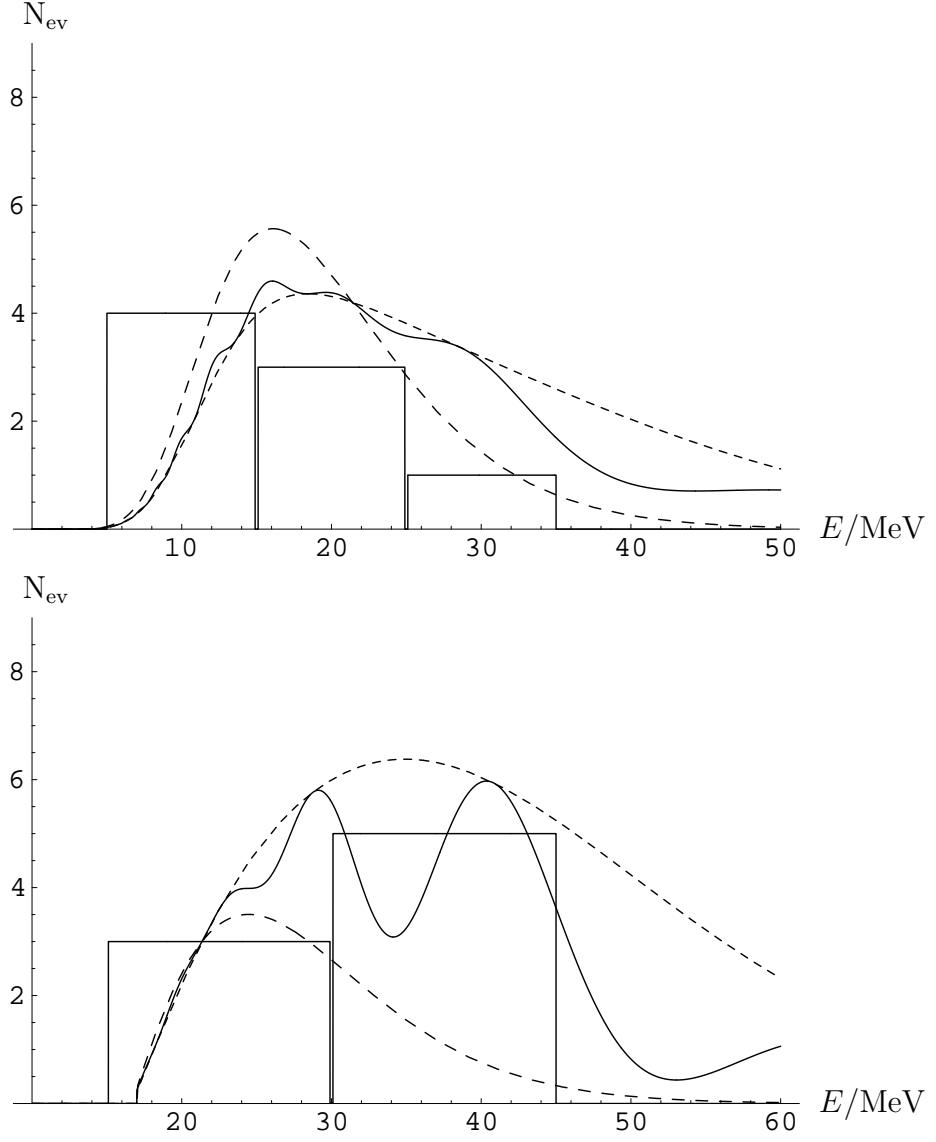


Figure 3: The same as fig. 2 with $\cos 2\theta = 0.2$, $\Delta m^2 = 3 \cdot 10^{-5} \text{ eV}^2$.

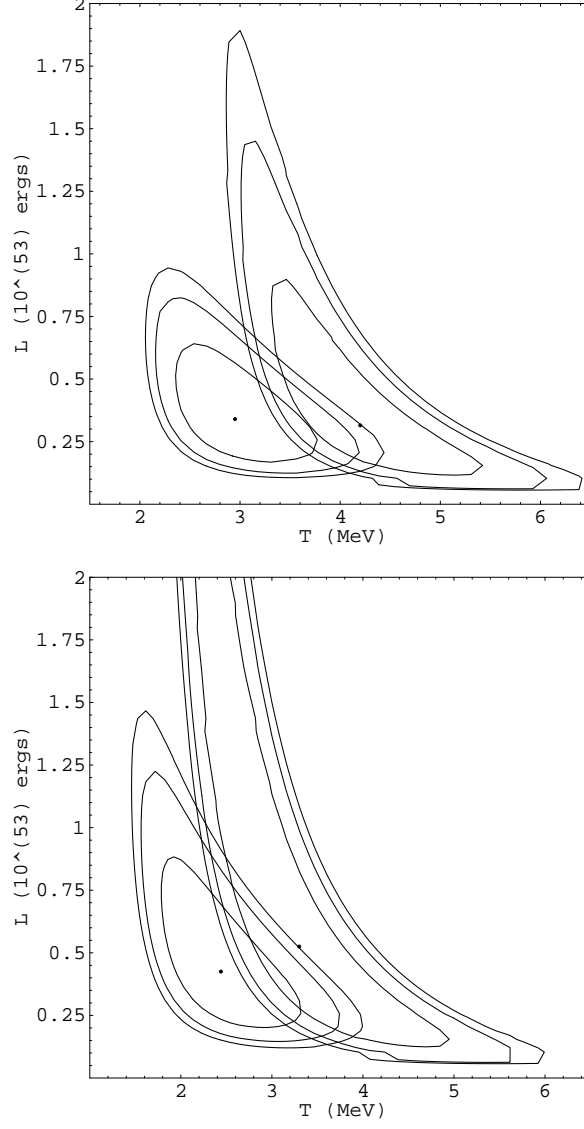


Figure 4: Best fit points and contours of equal 68, 95, 99% likelihood for K2 and IMB in the $T_{\bar{e}} - L_{\bar{e}}$ plane. The upper panel shows the result of the separate fits of K2 and IMB data without oscillation effects. The lower panel represents a similar fit in presence of oscillations. The following values for the oscillation parameters and characteristics of original spectra have been used: $T_{\bar{\mu}'}/T_{\bar{e}} = 1.8$, $L_{\bar{\mu}'}/L_{\bar{e}} = 0.75$, $\eta_{\bar{e}} = 2$, $\eta_{\bar{\mu}'} = 2$ and $\cos 2\theta = 0.5$, $\Delta m^2 = 2.75 \cdot 10^{-5} \text{ eV}^2$.