

Violation of the Feynman scaling law as a manifestation of non-extensivity

F.S. NAVARRA^{(1)(*)}, O.V. UTYUZH^{(2)(**)}, G. WILK^{(2)(***)} and
Z. WŁODARCZYK^{(3)(***)}

⁽¹⁾ *Instituto de Física, Universidade de São Paulo, C.P. 66318, 05315-970 São Paulo, SP, Brazil*

⁽²⁾ *The Andrzej Soltan Institute for Nuclear Studies, ul. Hoża 69, 00-681 Warsaw, Poland*

⁽³⁾ *Institute of Physics, Pedagogical University, ul. Konopnickiej 15, 25-405 Kielce, Poland*

Summary. — We demonstrate that the apparently *ad hoc* parametrization of the particle production spectra discussed in the literature and used in description of cosmic ray data can be *derived* from the information theory approach to multiparticle production processes. In particular, the violation of the Feynman scaling law can be interpreted as a manifestation of nonextensivity of the production processes.

PACS 96.40 – Cosmic rays.

PACS 01.30.Cc – Conference proceedings.

1. – Introduction

The shape of the $x = E/E_0$ spectra of secondaries is of great importance in all investigations concerning developments of cosmic ray cascades [1] (cf. also [2]). The crucial problem of practical importance is the *existence* or *nonexistence* of the Feynman scaling, which says that x -spectra of secondaries are energy independent. Because in cosmic ray applications one is sensitive essentially to large x region (of, say, $x > 0.1$), the commonly used formula [1]

$$(1) \quad \frac{dN}{dx} = Da \frac{(1 - a'x)^4}{x}$$

stresses this fact by power-like form with exponent obtained from the $x \rightarrow 1$ limit of fragmentation data [1]. Here a' is parameter responsible for the Feynman scaling violation

(*) e-mail: navarra@if.usp.br

(**) e-mail: utyuzh@fuw.edu.pl

(***) e-mail: wilk@fuw.edu.pl

(***) e-mail: wlod@pu.kielce.pl

whereas D and a are additional parameters obtained from the fit to data - all are energy dependent (cf. [1] for details).

We shall demonstrate that (1) emerges in natural way from the information theory approach to hadronization processes presented in [3] and extended to allow for the possible nonextensivity of the hadronization process by applying Tsallis entropy [4]. (See [5] for details of notion of nonextensivity and [6] for its application to high energy reactions.).

2. – Particle production spectra from information theory

In order to describe the hadronization process in information theory one uses [3] the *least biased and most plausible* single particle distribution $f(y) = \frac{1}{N} \frac{dN}{dy}$ (where y is rapidity) resulting from hadronization process in which a mass M hadronizes into N secondaries of mean transverse mass $\mu_T = \sqrt{\mu^2 + \langle p_T \rangle^2}$ each (for simplicity we consider only one-dimensional hadronization with limited transverse momenta which can, however, depend on M and N). This is done maximalizing the Shannon (or Boltzmann-Gibbs) information entropy, $S = - \int dy f(y) \ln f(y)$, under constraints of normalization ($\int dy f(y) = 1$) and energy conservation ($\int dy \mu_T \cosh y f(y) = M/N$), which leads to the following (extensive) distribution function cf. [3] for details):

$$(2) \quad f(y) = \frac{1}{Z(M, N)} \exp [-\beta(M, N) \cdot \mu_T \cosh y].$$

Here $Z(M, N)$ comes from the normalization of $f(y)$ whereas the Lagrange multiplier $\beta(M, N)$ is to be calculated from the energy conservation constraint. Notice that *there is no free parameter here*. This should be contrasted with the popular use of eq. (2) as a "thermodynamical parametrizations" with inverse "temperature" $1/\beta = T$ being a free, positively defined parameter. In [3] it was shown that, in a wide range of energies and multiplicities, $\beta(M, N) \sim \frac{N}{M} = \frac{1}{\sqrt{s}} \frac{N}{K}$.

However, the comparison with data cannot be done in such model independent way because of the fluctuations of inelasticity K (given by inelasticity distribution $\chi(K)$ [7]) causing fluctuations of M and because of fluctuations of number of particles $N = N(M)$ produced from a mass M given by multiparticle distribution $P(N; M)$ [8] (its actual shape accounts here for the possible multisource structure of the production process). One has therefore

$$(3) \quad \frac{dN}{dy} = \int_0^1 dK \chi(K) \sum_N P(N; K\sqrt{s}) N \frac{1}{Z(K\sqrt{s}, N)} \exp [-\beta(K\sqrt{s}, N) \mu_T \cosh y],$$

where $\beta(K\sqrt{s}, N)$ is still calculated from the energy conservation constraint but now for a given event, i.e., it is a fluctuating quantity with fluctuations resembling gamma-like distribution (and characterised by mean value β and normalised variance ω_β).

It has been shown in [9, 6] that such fluctuations of the parameter of the exponential distribution convert it to a power-like distribution: $\exp(-\hat{x}/x_0) \rightarrow \exp_q(-\hat{x}/x_0) = (1 - \hat{x}/x_0/\alpha)^\alpha$ with $\alpha = \pm 1/\omega_\beta$ in our case where $\hat{x} = \frac{2\mu_T}{\sqrt{s}} \cosh y$ and x_0 is a parameter connected with the mean value of $\beta \sim \frac{N}{K}$.

This is precisely the form corresponding to distribution obtained using non-extensive Tsallis q -entropy [4, 5], instead of Shannon one (and reproducing it in the limit $q \rightarrow 1$), $S_q = -(1 - \int dy [f(y)]^q)/(1 - q) \rightarrow S_{q=1} = - \int dy f(y) \ln f(y)$, together with the modified

constraint equation $\int dy \mu_T \cosh y [f(y)]^q = M/N$. Using it one gets instead of (2) its nonextensive version:

$$(4) \quad f_q(y) = \frac{1}{Z_q(M, N)} [1 - (1 - q) \beta_q(M, N) \cdot \mu_T \cosh y]^{\frac{1}{1-q}}.$$

Nonextensivity means that the entropy of the composition $(A + B)$ of two independent systems A and B is equal to [5] $S_q^{(A+B)} = S_q^{(A)} + S_q^{(B)} + (1 - q) S_q^{(A)} \cdot S_q^{(B)}$ proceeding to its usual additive form only in the $q = 1$ limit. It arises whenever in the system one encounters long-range correlations, memory effects or fractal structure of the corresponding space-time or phase space. Such situation is expected to occur also in the hadronization processes [6].

3. – Comparison with experimental data

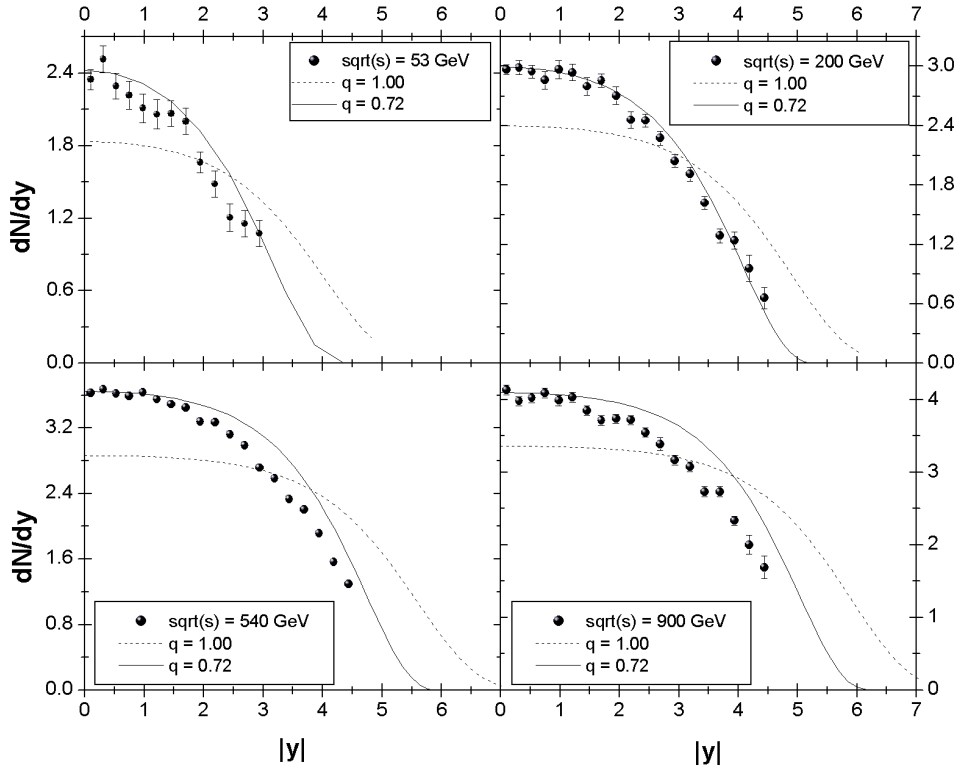


Fig. 1. Comparison of eq. (5) with UA5 [10] data for $q = 1$ and $q = 0.72$.

We make therefore the following conjecture: the convolution (3) can, in practice, be replaced by the following simple one parameter formula of the type of eq. (1) which

should be used to describe the existing data of [10, 11, 12]:

$$(5) \quad \frac{dN}{dy} = \langle N(s) \rangle \frac{1}{Z_q} \left[1 - (1-q)\beta_q(\sqrt{s}, \frac{3}{2}\langle N(s) \rangle)\mu_T \cosh y \right]^{\frac{1}{1-q}}.$$

The only free parameter (characterising the strenght of fluctuations in the system according to the previous discussion) is the nonextensivity parameter q . Here $Z_q = \int dy \exp_q(-\beta_q \mu_T \cosh y)$ and $\langle N(s) \rangle$ is the mean (single non-diffractive) charged multiplicity at given energy \sqrt{s} . Notice that because β_q is calculated from the energy conservation constraint which involves all produced particles (i.e., total multiplicity) it is calculated here for $\frac{3}{2}\langle N(s) \rangle = \langle N_{total}(s) \rangle$ particles. For the same reason care must be taken when one addresses data at $\sqrt{s} = 630$ GeV as part of them is for charged and part for neutral particles only. In both cases the β_q must be the same (calculated for total multiplicity at given energy) whereas multiplicity in front of the formula has to be chosen accordingly to the actual situation.

In Fig. 1 we show our results both for $q = 1$ and our best fit with $q = 0.72$. In all calculations the experimentally observed variation of μ_T with energy has also been accounted for by using the following simple interpolation formula: $\mu_T = 0.3 + 0.044 \ln(\sqrt{s}/20.)$ GeV. The results are reasonable, especially for 53 and 200 GeV. For higher energies our distributions start to be broader than data and this cannot be improved by changing q as diminishing its value in order to make distributions narrower will spoil the agreement with data for small rapidities. It turns out that UA7 and P238 data cannot be fitted together with UA5 data, as they demand a slightly bigger value of $q = 0.85$, cf. Fig. 2. Notice that P238 data are for charged and UA7 data for neutral particles therefore they must be described with, respectively, $\frac{2}{3}\langle N_{total} \rangle$ and $\frac{1}{3}\langle N_{total} \rangle$ in eq. (5), this leads to differences clearly seen in Fig. 2.

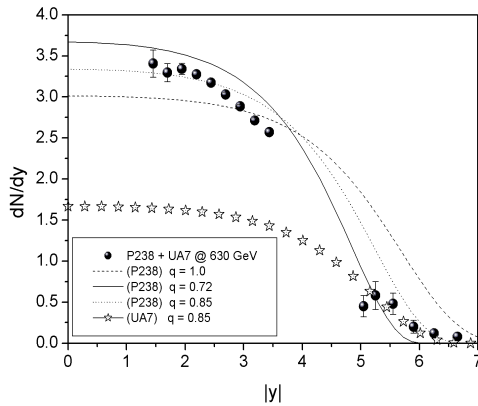


Fig. 2. Comparison of eq. (5) with P238 [11] and UA7 [12] data for rapidity distributions.

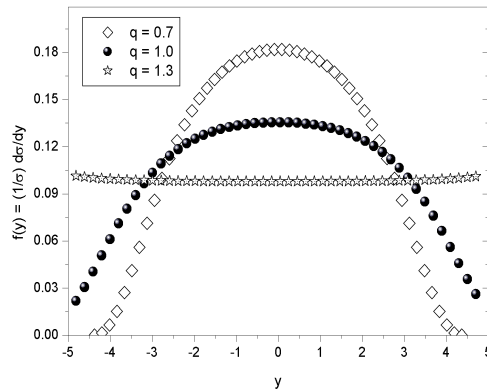


Fig. 3. The examples of distribution (4) for mass $M = 100$ GeV hadronizing into $N = 20$ secondaries of (transverse) mass $\mu_T = 0.4$ GeV each.

4. – Summary and conclusions

Our approach consists in noticing the striking similarity of eq. (4) to the eq. (1) of [1] ($dy = dx/x$). Fig. 3 shows the characteristic features of $f_q(y)$ for the case of hadronization of fireball of mass $M = 100$ GeV into $N = 20$ particles of transverse mass $\mu_T = 0.4$ GeV. Notice that for $q < 1$ one obtains an increase of particle densities in the central region connected with its decrease at the edges of rapidity range - clearly resembling the characteristic pattern of Feynman scaling violation. We have replaced therefore the "exact" formula, (3) by a one parameter fit represented by (5) where q summarizes the action of the averaging over the fluctuations caused by the initial conditions of reaction represented by the inelasticity and multiplicity distributions. We find it very amazing that such simple approach coincides practically with empirical formula (1) and with only one parameter q describes fairly well all data. Notice that $q = 0.72$ is not very far from $q = 0.75$, which gives power $1/(1 - q) = 4$ in (1). Notice also that our general formula allows for description of small x region as well. It would certainly be interesting to connect q directly to the parameters describing inelasticity and multiplicity distributions or to descriptions of leading particles, for example of the type of that presented in [13]. Our results seem to indicate that most probably parameter q should be x -dependent reflecting different character of fluctuations of the quantity N/M [9] in the central (mostly pionization) and fragmentation regions. This problem will be addressed elsewhere.

* * *

Authors ZW and GW are grateful to the organizers of the *Chacaltaya Meeting on Cosmic Ray Physics* for their support and hospitality. The partial support of Polish Committee for Scientific Research (grants 2P03B 011 18 and 621/E-78/SPUB/CERN/P-03/DZ4/99) is acknowledged.

REFERENCES

- [1] OHSAWA A., *Prog. Theor. Phys.*, **92** (1994) 1005 and these proceedings.
- [2] WDOWCZYK J. and WOLFENDALE A.W., *J. Phys. G*, **10** (1984) 257; **13** (1987) 411.
- [3] WILK G. and WŁODARCZYK Z., *Phys. Rev. D*, **43** (1991) 794.
- [4] TSALLIS C., *J. Stat. Phys.*, **52** (1988) 479; for updated bibliography on this subject see <http://tsallis.cat.cbpf.br/biblio.htm>.
- [5] Special issue of *Braz. J. Phys.*, **29** (1999) (available also at http://sbif.if.usp.br/WWW_pages/Journals/BJP/Vol29/Num1/index.htm).
- [6] WILK G. and WŁODARCZYK Z., preprint *The imprints of nonextensive statistical mechanics in high energy collisions*, hep-ph/0004250.
- [7] WŁODARCZYK Z., *J. Phys. G*, **21** (1995) 281; cf. also: DURÃES F.O, NAVARRA F.S and WILK G., *Phys. Rev. D*, **50** (1994) 6804.
- [8] Cf., for example, HEGYI S., *Phys. Lett. B*, **466** (1999) 380; **467** (1999) 126.
- [9] WILK G. and WŁODARCZYK Z., *Phys. Rev. Lett.*, **84** (2000) 2770.
- [10] BALTRUSAITIS R.M ET AL., *Phys. Rev. Lett.*, **52** (1993) 1380.
- [11] HARR R. ET AL., *Phys. Lett. B*, **401** (1997) 176.
- [12] PARE E. ET AL., *Phys. Lett. B*, **242** (1990) 531.
- [13] DURÃES F.O., NAVARRA F.S and WILK G., *Phys. Rev. D*, **55** (1997) 2708; **58** (1998) 0940034.