

# $\pi - \pi$ interaction amplitudes with chiral constraints

Robert KAMIŃSKI

*Henryk Niewodniczański Institute of Nuclear Physics,  
PL 31-342 Kraków, Poland*

The  $\pi\pi$  interaction amplitudes have been calculated using a three coupled channel model both with and without constraints imposed by chiral models. Roy's equations have been used to compare the amplitudes and to study the role played by chiral constraints in the  $\pi\pi$  interaction.

## §1. Model

The  $\pi\pi$  interactions are one of the main sources of information on low energy physics. Their knowledge in scalar-isoscalar channel allows us to investigate scalar meson spectroscopy and to test the predictions of many theoretical models.

Amplitudes of the  $\pi\pi$  interactions should fulfill some basic conditions like unitarity and crossing symmetry. Described in<sup>1)</sup> three-coupled channel amplitudes for  $\pi\pi$ ,  $K\bar{K}$  and  $\sigma\sigma$  interactions were constructed using a  $S$ -matrix unitary model without any constraints on model parameters. Several solutions were obtained by fits to experimental data in effective two pion mass region  $m_{\pi\pi}$  from the  $\pi\pi$  threshold to 1600 MeV.

Problem of the crossing symmetry for the  $\pi\pi$  scattering has been studied in the past using dispersion techniques<sup>2), 3)</sup> which led to the construction of Roy's equations. Using them with parameters as presented in<sup>3)</sup> we calculated new real parts (treated hereafter as output) for the  $\pi\pi$  amplitudes obtained in<sup>1)</sup>. The aim of our study was comparison of the output with real parts of given amplitudes (treated hereafter as input). Roy's equations explicitly depend both on the energy behaviour of amplitudes and on threshold parameters  $a_{IJ}$  (for  $I = 0$  and  $2$ ) so such comparison was done for various  $\pi\pi$  threshold parameters in isoscalar and isotensor waves.

## §2. Results

In Fig. 1 one can see comparison of the output calculated using Roy's equations with input for solution A of<sup>1)</sup>. The scattering lengths  $a_{IJ}$  and the so called slope parameters  $b_{IJ}$  have been calculated using the threshold expansion:

$$Re f_{IJ}(s) = \left(\frac{s-4}{4}\right)^J \left[ a_{IJ} + b_{IJ} \left(\frac{s-4}{4}\right) + \dots \right], \quad (2.1)$$

where  $I$  and  $J$  denote isospin and total spin of the  $\pi\pi$  system,  $s = (m_{\pi\pi}/m_\pi)^2$ . The curves in Fig. 1 correspond to the case when both  $a_{IJ}$  and  $b_{IJ}$  were treated as free parameters (not imposed by hand). Significant differences between input and output can be seen for both isoscalar and isotensor wave.

First correction was the change of the scattering length in the isotensor waves. Its value  $a_{02} = -0.045$  follows roughly the results of two loop calculations of ChPT<sup>4)</sup>. As can be seen in Fig. 2 such a constraint allows significant decrease of the differences between input and output in comparison with those seen in Fig. 1. The big differences that still exist near the  $\pi\pi$  threshold in isotensor wave indicated that the slope parameter  $b_{20}$  had to be changed. Value  $b_{20} = -0.07$  was chosen according to two loop predictions of ChPT (see<sup>4)</sup>). As can be seen in Fig. 3 introduction of such a constraint for  $b_{20}$  allows to obtain much better agreement between input and output near the  $\pi\pi$  threshold in the isotensor wave.

The last calculations were done for amplitudes with additional constraint for isoscalar scattering wave  $a_{00} = 0.21$ . As can be seen in Fig. 4 inputs and outputs well agree in wide energy range up to about 1000 MeV for both isoscalar and isotensor waves.

### §3. Conclusions

Additional constraints for isotensor and isoscalar scattering lengths and slope parameter for the isotensor wave are necessary to obtain reasonably good agreement of the  $\pi\pi$  scattering amplitudes with those calculated using Roy's equations. Numerical values of those parameters predicted by ChPT may be used as constraints.

### References

- [1] R. Kamiński, L. Leśniak and B. Loiseau, *Europ. Phys. J.* **C 9**, 141 (1999)
- [2] S. M. Roy, *Phys. Lett.* **B36**, 353 (1971)
- [3] J.-L. Basdevant, C. D. Froggatt and J.L Petersen, *Nucl. Phys.* **B72**, 413 (1974)
- [4] J. Bijnens *et al.*, *Nucl. Phys.* **B508**, 263 (1997)

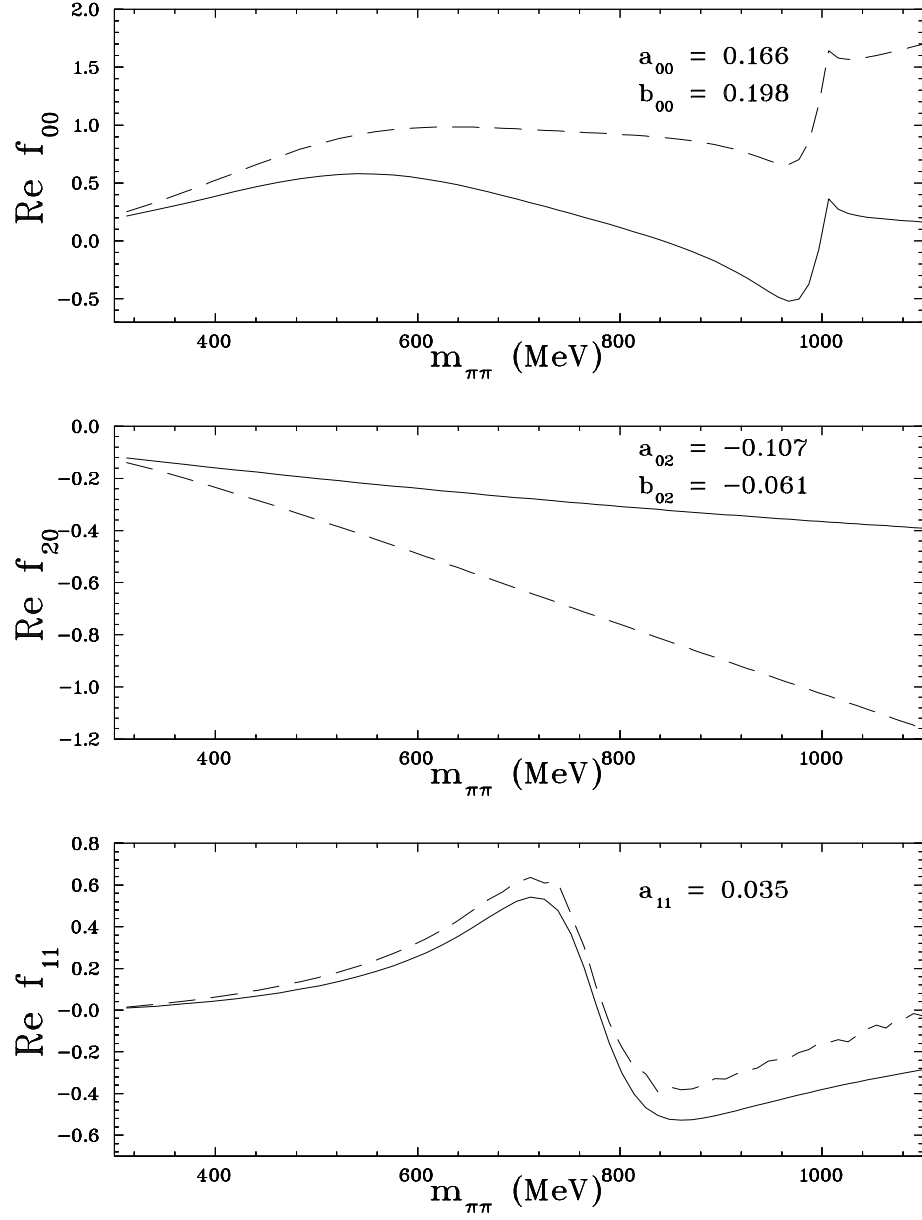


Fig. 1. Comparison of input (solid line) and output (dashed line) for the  $\pi\pi$  amplitudes  $f_{IJ}$  without any constraints for threshold parameters  $a_{IJ}$  and  $b_{IJ}$ .

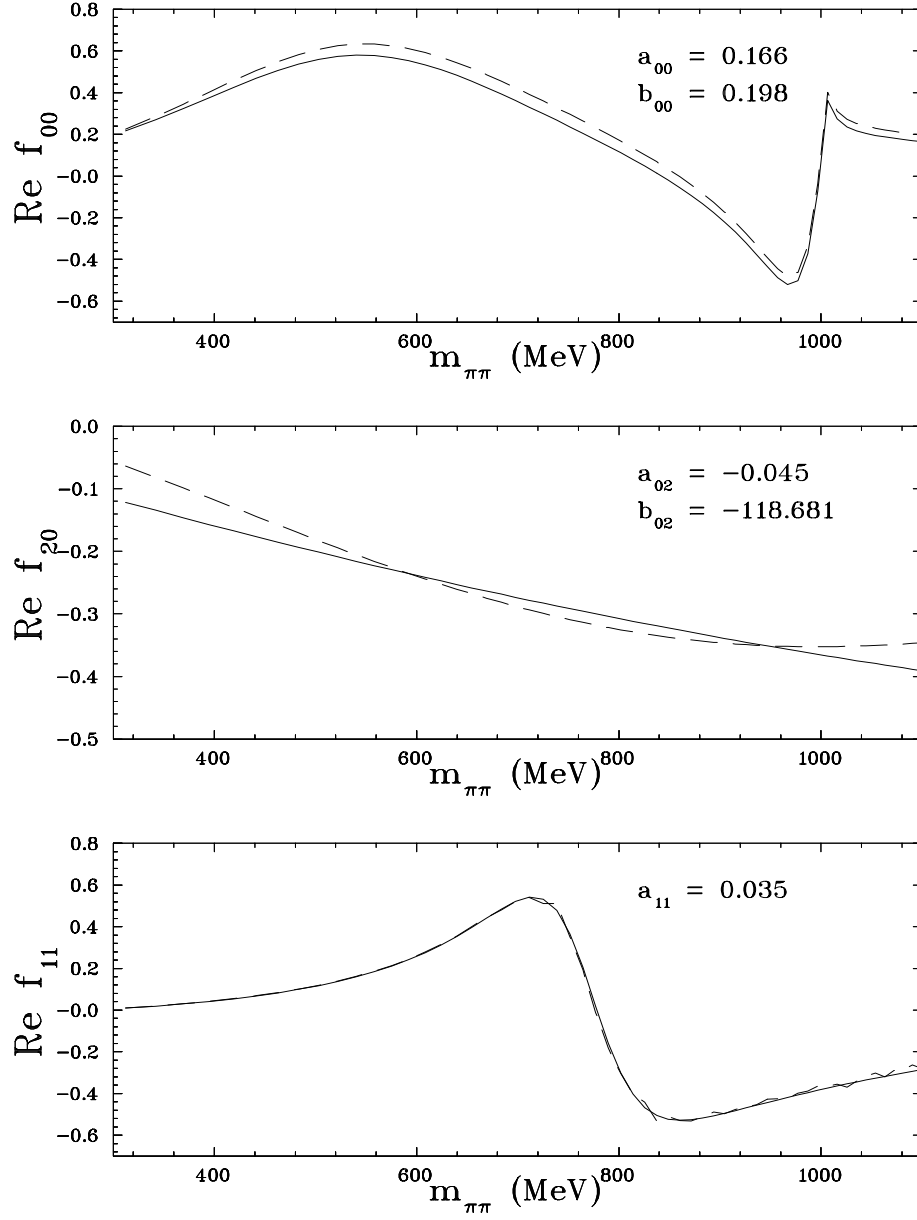


Fig. 2. Comparison of input (solid line) and output (dashed line) for the  $\pi\pi$  amplitudes  $f_{IJ}$  with only constraint for  $a_{20}$

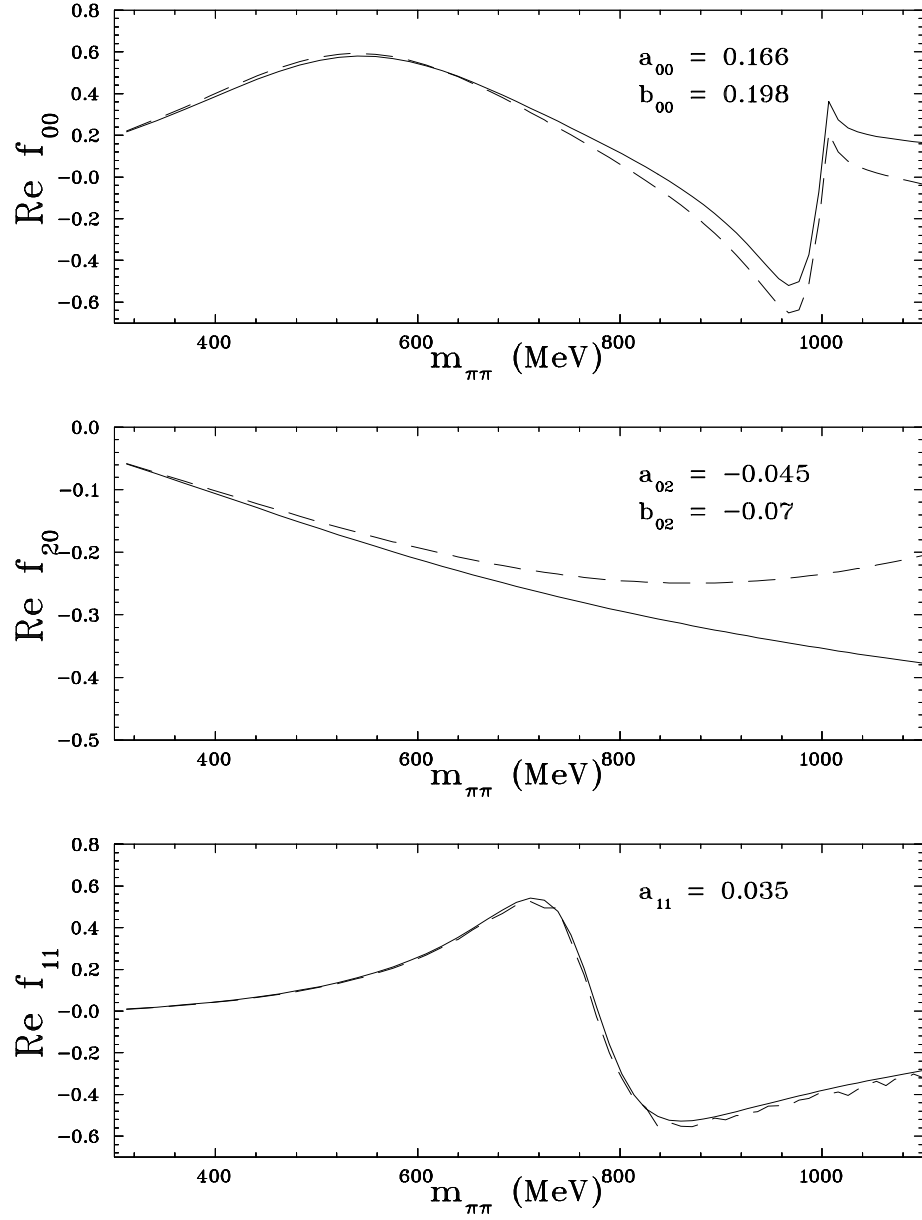


Fig. 3. Comparison of input (solid line) and output (dashed line) for the  $\pi\pi$  amplitudes  $f_{IJ}$  with constraints for  $a_{20}$  and  $b_{20}$ .

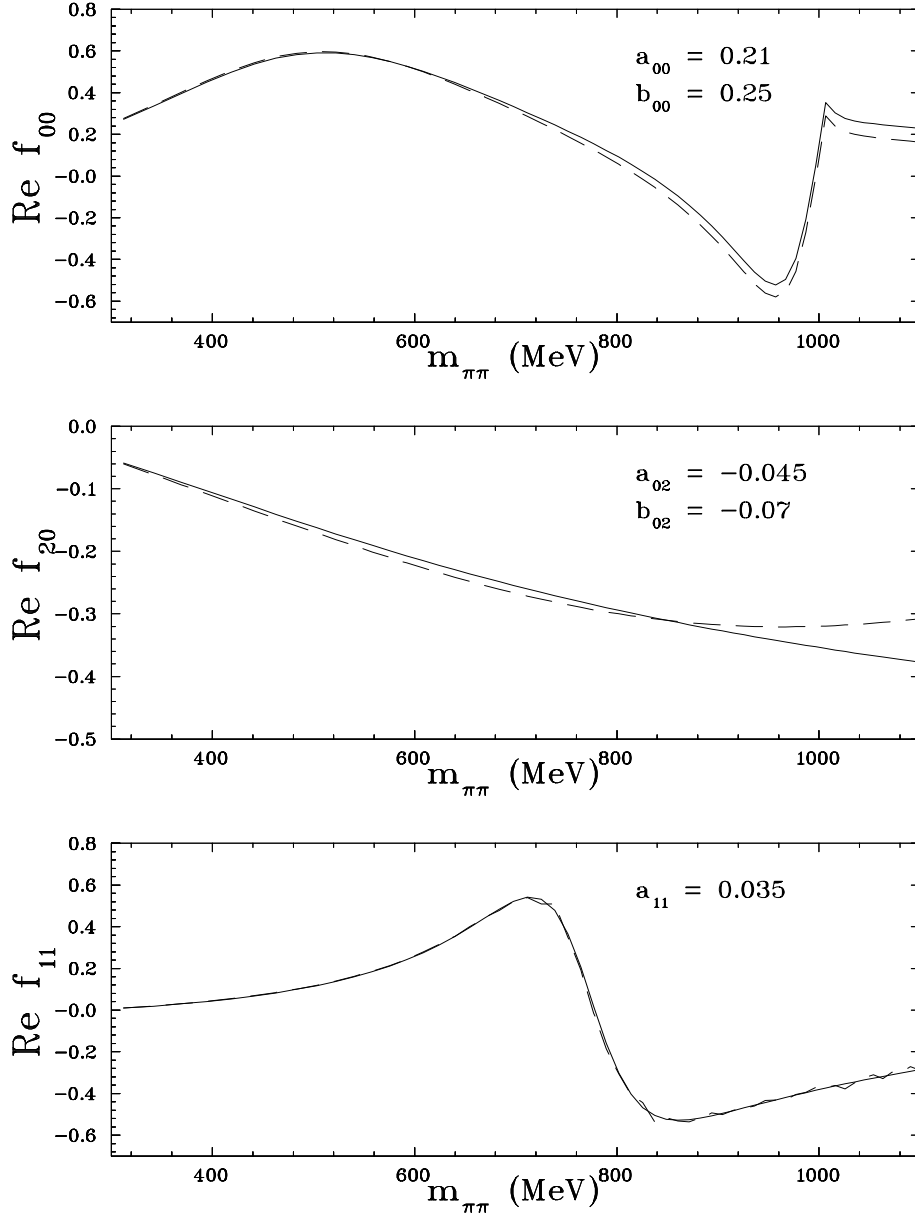


Fig. 4. Comparison of input (solid line) and output (dashed line) for the  $\pi\pi$  amplitudes  $f_{IJ}$  with constraints for  $a_{20}$ ,  $b_{20}$  and  $a_{00}$ .