

Probing Left-handed Slepton Flavor Mixing at Future Lepton Colliders

Daisuke Nomura *

*Department of Physics, University of Tokyo, Tokyo 113-0033, Japan
and*

*Theory Group, KEK, Tsukuba, Ibaraki 305-0801, Japan
(revised in June, 2001)*

Abstract

It has been argued in the literature that the search for the slepton oscillation phenomenon can be a powerful probe of intergenerational mixing between sleptons, once sleptons are found at future colliders. In this article we estimate possible reach of future lepton colliders in probing left-handed slepton flavor mixing, especially mixing between the first and third generations, on which constraints imposed by other processes like $\tau \rightarrow e\gamma$ are very weak. e^+e^- collider is suitable for this purpose, since it can produce, if kinematically allowed, sleptons of the first generation via t -channel, in addition to s -channel. Utilizing $e^+e^- \rightarrow \tau e + 4jets + \cancel{E}$ signal at e^+e^- linear collider with integrated luminosity $\mathcal{L} = 50\text{fb}^{-1}(500\text{fb}^{-1})$ it may be possible to reach mixing angle $\sin 2\theta_{\tilde{\nu}} \gtrsim 0.06(0.04)$ and mass difference $\Delta m_{\tilde{\nu}} \gtrsim 0.07(0.04)$ GeV for sneutrinos in the first and third generations at the statistical significance of 5σ .

PACS numbers: 12.60.Jv, 11.30.Hv, 14.80.Ly

Typeset using REVTeX

*JSPS Research Fellow, e-mail address:daisuke.nomura@kek.jp

I. INTRODUCTION

Introduction of the weak scale supersymmetry (SUSY) into the Standard Model (SM) provides an elegant solution to the naturalness problem. In this scenario SUSY dictates cancellation of quadratic divergences between the fermionic and bosonic loop contributions to the radiative corrections to the Higgs boson mass-squared, which naturally keeps the Higgs boson as light as the weak scale against the radiative corrections. However, it simultaneously causes other problems, including the flavor problem as one of the most serious ones. That is, while intergenerational mixing among sfermions is not determined unless one puts additional assumptions about their origin, it is often the case that arbitrary flavor-violating soft SUSY breaking parameters result in unacceptably large rates in the Flavor Changing Neutral Current (FCNC) processes. In other words, the mechanism with which the Nature avoids such a disaster may be directly linked to the origin of SUSY breaking, and it is certain that experimentally sensitive probes will provide indispensable clues for it.

Another motivation for probing flavor mixing of sfermions, especially left-handed sleptons, comes from recent results of neutrino oscillation experiments [1,2]. They suggest that the neutrinos have not only tiny masses but also large angle mixing(s) among them. This means that the flavor structure of the lepton sector may be totally different from that of the quark sector whose intergenerational mixings are relatively small. In some of supergravity(SUGRA)-motivated SUSY models with the seesaw mechanism [3], large neutrino mixing suggested by the neutrino oscillation experiments may be due to large flavor mixings in neutrino Yukawa coupling constant matrix which is responsible for the Dirac masses of neutrinos. In that case, via radiative corrections they cause sizable lepton-flavor violating (LFV) elements in the mass-squared matrix of the left-handed slepton, which includes the superpartner of neutrino, sneutrino [4]. Hence probing the intergenerational mixing among sneutrinos may provide some hints for the origin of the flavor structure of the lepton sector or that of the SUSY breaking. In this article we investigate the slepton oscillation phenomenon [5,6] between left-handed sleptons as one of such possible probes with e^+e^- linear colliders (LC's).

The slepton oscillation is a quantum-mechanical phenomenon, analogous to the neutrino oscillation, induced by discrepancy between gauge eigenstates and mass eigenstates. If there are LFV elements in the slepton mass-squared matrix, gauge eigenstates do not coincide with mass eigenstates. Then a selectron produced at a collider, for example, will change its flavor ("oscillate") into a stau with some probability and decay into a tau lepton possibly with other superparticle(s). Since the probability with which the slepton changes its flavor into other is determined by the flavor mixing of sleptons, from the relevant cross section of the LFV signal we can obtain information to what extent sleptons of different flavors mix each other.

The slepton oscillation as a means of detecting slepton flavor mixing ¹ has a unique advantage over other loop-induced (charged-)lepton-flavor violating processes [4,8], such as

¹ Another interesting application of the slepton oscillation is as a probe of a possible CP violating phase in the slepton sector [7]. In this article we restrict ourselves in the case where the slepton mass matrix is real, for simplicity.

$\mu \rightarrow e\gamma$, $\mu \rightarrow 3e$, μ - e conversion in nucleus, $\tau \rightarrow \mu\gamma$, $\tau \rightarrow e\gamma$, and so on. That is, since real sleptons are produced in the former processes, GIM-like suppression is weaker than the latter ones. For instance, in the case where there is a mixing only between the first and second generations, the cross section σ of the typical signal of the slepton oscillation that contains e and μ in the final state depends on the masses m_1 and m_2 of the selectron \tilde{e} and the smuon $\tilde{\mu}$, the mixing angle θ between them, and the decay width Γ of them as

$$\sigma \propto \sin^2 2\theta \frac{(\Delta m^2)^2}{4\bar{m}^2\Gamma^2 + (\Delta m^2)^2}, \quad (1)$$

where $\Delta m^2 = m_1^2 - m_2^2$, and $\bar{m} = (m_1 + m_2)/2$, (Here we have taken the decay width Γ as common between \tilde{e} and $\tilde{\mu}$, for simplicity.), while a typical suppression factor in loop-induced processes, such as $\mu \rightarrow e\gamma$, is $\sin 2\theta \Delta m^2 / \bar{m}^2$ for their amplitudes. In the minimal SUGRA scenario [9] with reasonable parameters typical decay width of slepton is $\mathcal{O}(1)$ GeV, it follows that the GIM suppression in the slepton oscillation is weaker for small Δm^2 . Whether this directly means that the slepton oscillation is really a sensitive probe or not is of course non-trivial and needs further investigation. We need to take into account competition against the back ground (BG) processes, effects of cuts to distinguish the signal out of the BG's, and so on. Nevertheless, it has been reported in the literature [5,6,10–13] that the slepton oscillation is indeed a powerful tool once the sleptons are found at future collider experiments.

The sensitivity of the slepton oscillation as a probe of slepton flavor mixing depends on the generations whose mixing is to be probed. Comparing the sensitivity of the slepton oscillation studied in the literature [5,6,10–13] with the current experimental bounds for charged-lepton flavor violating processes,

$$\text{Br}(\mu \rightarrow e\gamma) < 1.2 \times 10^{-11} \quad [14], \quad (2)$$

$$\text{Br}(\tau \rightarrow \mu\gamma) < 1.1 \times 10^{-6} \quad [15], \quad (3)$$

$$\text{Br}(\tau \rightarrow e\gamma) < 2.7 \times 10^{-6} \quad [16], \quad (4)$$

at least for their sample parameters the slepton oscillation is indeed a powerful tool that may go beyond these bounds. However, comparing them with the reach of *future* experiments, it is not necessarily so. For the mixing between the first and second generations a proposed experiment at PSI [17] is so sensitive that it will probe $\mu \rightarrow e\gamma$ decay to 10^{-14} branching ratio. If it is carried out, the sensitivity of it will reach far beyond that of the slepton oscillation of the left-handed sleptons between the first and second generations, as discussed later in this article. (It can probe at most the parameter region that corresponds to $\mu \rightarrow e\gamma$ branching ratio of order of 10^{-12} for our sample parameters.) On the other hand, in the case of 13-mixing and 23-mixing², not only the current bounds (3) and (4) but also near future searches of these rare decay processes are not so powerful as in the 12-mixing case. While $\tau \rightarrow \mu\gamma$ searches at the B factories in KEK or SLAC may improve the bound to the level of $10^{-(7-8)}$, according to the result of Ref. [11] the 3σ reach of LC in probing the left-handed slepton mixing between the second and third generations will go far beyond the reach of

² From now on we refer to lepton flavor mixing between i -th and j -th generations as ij -mixing, for brevity.

these near future $\tau \rightarrow \mu\gamma$ searches for their sample parameters. Also, in the study of the slepton oscillation between the right-handed sleptons in Ref. [10] it is reported that some of the LFV processes with tau lepton(s) in the final state could have sizable cross sections at future linear collider experiments. Hence the situation that the slepton oscillation can be the most valuable is in the case where we probe slepton flavor mixing involving the third generation.

In this article we discuss possible reach of future lepton colliders in probing flavor mixings of left-handed sleptons. We probe them since they contain sneutrinos, the mixings of whose superpartners had not been revealed until recently. We mainly focus on probing the 13-mixing of left-handed sleptons, which seems to be most unknown in neutrino mixing. In probing it we also have an advantage that it may be more economically probed in an electron collider rather than in a muon collider with the same energy and the same luminosity, since in the former the t -channel pair production of the sleptons in the first generation, which are relevant to the 13-mixing, is possible in addition to that via s -channel, if kinematically allowed. Utilizing $e^+e^- \rightarrow \tau e + 4jets + \cancel{E}$ signal at e^+e^- linear collider with integrated luminosity $\mathcal{L} = 50\text{fb}^{-1}(500\text{fb}^{-1})$ we find it possible to reach mixing angle $\sin 2\theta_{\tilde{\nu}} \gtrsim 0.06(0.04)$ and mass difference $\Delta m_{\tilde{\nu}} \gtrsim 0.07(0.04)$ GeV for sneutrinos in the first and third generations at the statistical significance of 5σ for our sample parameter.

Contents of this article are as following. In the next section we describe our framework within which we discuss LFV at future colliders. In section III we discuss possible signals of LFV and back ground processes for them, and estimate reach of future colliders in probing the left-handed slepton flavor mixing between the first and third generations. In section IV we discuss an application to the left-handed slepton flavor mixing between the first and second generations, which is experimentally severely constrained by $\mu \rightarrow e\gamma$. In section V we further apply our results in section III to the case in which the left-handed slepton flavor mixings are radiatively induced by right-handed neutrino Yukawa couplings. Section VI is devoted to our conclusions.

II. FRAMEWORK

In this section we explicitly describe our framework within which we analyze reach of the future lepton colliders in probing the left-handed slepton flavor mixing. The slepton oscillation between the left-handed sleptons is formerly considered in Ref. [11] in the case of 23-mixing. Here we extend their result to other generations. First, to make our point clearer and simpler, we confine ourselves in the case where there is left-handed slepton flavor mixing only between the first and third generations. Cases with other generation mixing will be briefly discussed later. We define a mixing angle $\theta_{\tilde{\nu}}$ and a mass difference $\Delta m_{\tilde{\nu}}$ at the weak scale that parameterize the left-handed slepton flavor mixing between the first and third generations in the sneutrino mass-squared matrix $(m_{\tilde{\nu}}^2)$, as

$$(m_{\tilde{\nu}}^2) = \begin{pmatrix} \cos \theta_{\tilde{\nu}} & -\sin \theta_{\tilde{\nu}} \\ \sin \theta_{\tilde{\nu}} & \cos \theta_{\tilde{\nu}} \end{pmatrix} \begin{pmatrix} m_{\tilde{\nu}_e}^2 & 0 \\ 0 & m_{\tilde{\nu}_\tau}^2 \end{pmatrix} \begin{pmatrix} \cos \theta_{\tilde{\nu}} & \sin \theta_{\tilde{\nu}} \\ -\sin \theta_{\tilde{\nu}} & \cos \theta_{\tilde{\nu}} \end{pmatrix} \quad (5)$$

with $\Delta m_{\tilde{\nu}} \equiv m_{\tilde{\nu}_e} - m_{\tilde{\nu}_\tau}$, where the second generation is omitted and we are in the basis where the charged lepton mass matrix is diagonal and no LFV in fermion-sfermion-chargino vertex

or in fermion-sfermion-neutralino vertex. (Although if $\theta_{\tilde{\nu}}$ is non-zero the mass eigenstates are of course not equal to the weak eigenstates, we refer to sneutrino masses as electron sneutrino mass $m_{\tilde{\nu}_e}$ and tau sneutrino mass $m_{\tilde{\nu}_\tau}$ even for non-zero $\theta_{\tilde{\nu}}$ case, analogously to the $\theta_{\tilde{\nu}} \rightarrow 0$ limit.) While there are many theoretical models that predict various values for $\Delta m_{\tilde{\nu}}$ and $\theta_{\tilde{\nu}}$ at the weak scale, in this article, although we will choose sample parameters, we do not specify any origin for the flavor structure. We do our analysis to some extent model-independently, that is, we simply assume that there is an intergenerational mixing between the first and third generations, and treat $\Delta m_{\tilde{\nu}}$ and $\theta_{\tilde{\nu}}$ as free and independent parameters.

Next we choose our sample SUSY parameters. To study all the potential of the colliders actually requires full parameter search for all the unknown parameters, which is beyond our scope in this article. Instead we choose representative parameter sets. We choose almost the same parameters as those used in Ref. [11]. These mass spectra are typical ones in the minimal SUGRA scenario, and in Ref. [11] they actually assume the minimal SUGRA in order to determine masses of sfermions at the weak scale. In this article, however, we do not necessarily assume the minimal SUGRA and simply regard these parameters as given.

The numbers we used in our numerical calculation are listed in Table I. We fix the electron sneutrino mass $m_{\tilde{\nu}_e}$ at the weak scale as 180 GeV. Masses of other sfermions at the weak scale are determined by assuming the universal scalar mass at the gravitational scale ($\sim 10^{18}$ GeV) and solving renormalization group equations (RGE's) of the minimal SUSY standard model (MSSM), although once we obtain the sfermion mass spectra we no longer persist on the minimal SUGRA, as stated above. The Higgsino mass parameter μ is determined from the radiative breaking conditions of the electroweak symmetry. We fix the lighter chargino mass $m_{\tilde{\chi}_1^\pm}$ as 100GeV, and assume the GUT relation on gaugino masses,

$$\frac{5}{3} \frac{g_Y^2}{M_1} = \frac{g_2^2}{M_2} = \frac{g_3^2}{M_3}, \quad (6)$$

to fix other gaugino masses, although we do not necessarily assume the GUT. (Here g_Y , g_2 , and g_3 are the gauge coupling constants of the SM gauge group $U(1)_Y, SU(2)_L$, and $SU(3)_c$, respectively. M_1, M_2 , and M_3 are B-ino, W-ino, and gluino masses, respectively.) With these parameters we are in the region where the lightest SUSY particle (LSP) is the lightest neutralino $\tilde{\chi}_1^0$, which is B-ino like, and the second-lightest neutralino $\tilde{\chi}_2^0$ and the lighter chargino $\tilde{\chi}_1^\pm$ both W-ino like. In Ref. [11], decay branching ratios of $\tilde{\chi}_2^0, \tilde{\chi}_1^\pm$ and the left-handed sleptons are calculated, and we will later use these values also in this article. (These values are listed in Table II and III.)

As for the colliders, we implicitly assume the use of the proposed LC, like the JLC [18] or the NLC [19], operated with the center-of-mass energy $\sqrt{s} = 500$ GeV.

For the statistical significance we require that the significance \mathcal{S} of the signal, defined as

$$\mathcal{S} \equiv \frac{\sigma_{sig} \mathcal{L}}{\sqrt{\sigma_{bg} \mathcal{L}}}, \quad (7)$$

to be larger than 5 in order for the relevant LFV process to be discovered at 5σ significance, where σ_{sig} and σ_{bg} are the signal and background cross sections after cuts (in fb), and \mathcal{L} the integrated luminosity (in fb^{-1}).

III. SIGNALS AND BACKGROUNDS FOR PROBING $\tilde{\nu}_e$ - $\tilde{\nu}_\tau$ MIXING

In this section we discuss possible collider signals and BG's in probing the left-handed slepton flavor mixing between the first and third generations. Since decay channels of SUSY particles depend on SUSY mass spectrum, to discuss all the possibility is too complex to be discussed in this article. We discuss them only within the framework described in the previous section.

A. Signals

First we have to decide what final state we should choose as signal. The simplest choice would be $e^+e^- \rightarrow \tilde{l}_L^+ \tilde{l}_L^- \rightarrow e^\pm \tau^\mp \tilde{\chi}_1^0 \tilde{\chi}_1^0$, where \tilde{l}_L^\pm is the charged left-handed slepton with $l = e, \mu$ or τ . However since for our sample parameter set the left-handed sleptons are heavy enough to decay into $\tilde{\chi}_1^\pm$ or $\tilde{\chi}_2^0$, in addition to $\tilde{\chi}_1^0$, and $\tilde{\chi}_1^0$ is B-ino like while $\tilde{\chi}_2^0$ and $\tilde{\chi}_1^\pm$ W-ino like, the cross section of this mode is suppressed by the small decay branching ratio of the left-handed sleptons into $\tilde{\chi}_1^0$, as can be read off from Table III ³. Assuming t -channel dominance, the cross section σ is ⁴

$$\sigma(e^+e^- \rightarrow e^+\tau^-\tilde{\chi}_1^0\tilde{\chi}_1^0) \simeq 4\chi_{\tilde{\nu}} \sin^2 2\theta_{\tilde{\nu}} (1 - \chi_{\tilde{\nu}} \sin^2 2\theta_{\tilde{\nu}}) \times 0.09 \text{ fb}, \quad (8)$$

where $\chi_{\tilde{\nu}}$ is given as

$$\chi_{\tilde{\nu}} \equiv \frac{(x_{13}^{(\tilde{\nu})})^2}{2(1 + (x_{13}^{(\tilde{\nu})})^2)} \quad (9)$$

with

$$x_{13}^{(\tilde{\nu})} \equiv \frac{m_{\tilde{\nu}_e}^2 - m_{\tilde{\nu}_\tau}^2}{2[m\Gamma]_{13}} \quad (10)$$

and

$$[m\Gamma]_{13} \equiv (m_{\tilde{\nu}_e}\Gamma_{\tilde{\nu}_e} + m_{\tilde{\nu}_\tau}\Gamma_{\tilde{\nu}_\tau})/2. \quad (11)$$

³If the decay $\tilde{l}_L^\pm \rightarrow \tilde{\chi}_2^0 l^\pm$ is not kinematically allowed, left-handed sleptons can decay only as $\tilde{l}_L^\pm \rightarrow \tilde{\chi}_1^0 l^\pm$. In that case the signal cross section $\sigma(e^+e^- \rightarrow \tilde{l}_L^+ \tilde{l}_L^- \rightarrow e^\pm \tau^\mp \tilde{\chi}_1^0 \tilde{\chi}_1^0)$ is sizable. However since this final state also results from pair production of right-handed sleptons if there are lepton-flavor mixings among right-handed sleptons, and telling the signal of left-handed slepton mixing from that of right-handed one is nontrivial and needs further investigation. Here we confine ourselves in the case where the decay $\tilde{l}_L^\pm \rightarrow \tilde{\chi}_2^0 l^\pm$ is allowed and hence we can use the signal $e^+e^- \rightarrow e^\pm \tau^\mp + 4jets + \cancel{E}$, which we use as signal as described later, that can result from left-handed slepton pair production and cannot from right-handed one.

⁴Detailed formulas for evaluating amplitude and cross section on the slepton oscillation are found in Ref. [7].

Here $\Gamma_{\tilde{\nu}_e}$ and $\Gamma_{\tilde{\nu}_\tau}$ are the decay widths of electron sneutrino and tau sneutrino, respectively. The SM BG of $e^\pm\mu^\mp + \text{missing energy}$ is estimated as 5.2 fb in the work of Arkani-Hamed et al. [6] for unpolarized beam, assuming the formerly studied efficient cuts [20] originally devised for flavor-conserving signal can be also effective to their case. (Applying cuts of Ref. [20], W pair production, $eW\nu$, and $(ee)WW$ contribute to the BG's 1 or 2 fb each.) If we also assume that in our $e^\pm\tau^\mp$ case we have the same order of BG as their $e^\pm\mu^\mp$ case, the value of signal cross section of eq. (8) is too small to be observable. (In order for the signal of 0.1fb to be discovered at $5\sigma(3\sigma)$ significance in 1 year operation of LC, the BG cross section must be smaller than 0.02(0.06)fb after applying cuts, even if we assume 100% acceptance rate for signal.) What makes matter worse, there is SUSY BG from W-ino like chargino pair production in our case, in addition to SM BG's. If we are to find out the right-handed slepton mixing right-hand polarized beam can both reduce W-ino pair production rate and enhance the signal rate at the same time, as previously considered [6], but now since we would like to probe the left-handed mixing, polarizing beam to right-handed will reduce both the signal and the BG simultaneously. Therefore without any drastically better cuts this mode is not usable. To find out such cut is beyond our aim, and we simply discard this mode.

Fortunately we can extract the information of LFV from the decay of sleptons into $\tilde{\chi}_2^0$ or $\tilde{\chi}_1^\pm$. That is,

$$\begin{aligned} e^+e^- &\rightarrow \tilde{l}_L^+\tilde{l}_L^- \quad \text{or} \quad \tilde{\nu}\tilde{\nu}^c \\ &\rightarrow e^\pm\tau^\mp + 4jets + \cancel{E} \end{aligned} \quad (12)$$

has sizable cross section. The 23-mixing version of this signal,

$$\begin{aligned} e^+e^- &\rightarrow \tilde{l}_L^+\tilde{l}_L^- \quad \text{or} \quad \tilde{\nu}\tilde{\nu}^c \\ &\rightarrow \mu^\pm\tau^\mp + 4jets + \cancel{E}, \end{aligned} \quad (13)$$

is previously used in Ref. [11] in order to probe the 23-mixing of the left-handed sleptons and turned to be efficient. In this mode each charged sleptons (sneutrinos) decays into $\tilde{\chi}_2^0$ ($\tilde{\chi}_1^\pm$) with a charged lepton, and each $\tilde{\chi}_2^0$ ($\tilde{\chi}_1^\pm$) decays into 2 jets associated with $\tilde{\chi}_1^0$, which we observe as missing energy. Main advantage of this signal is that it is almost free from SM BG's, since the final state contains 4 jets and two charged leptons of different flavors [11]. Another advantage is that in this mode sneutrino pair production cross section contributes to the signal cross section, in addition to those from charged slepton.

We show contours of constant cross sections of $e^+e^- \rightarrow \tilde{\nu}\tilde{\nu}^c \rightarrow \tau^+e^-\tilde{\chi}_1^+\tilde{\chi}_1^-$ and $e^+e^- \rightarrow \tilde{l}_L^+\tilde{l}_L^- \rightarrow \tau^+e^-\tilde{\chi}_2^0\tilde{\chi}_2^0$ in Figure 1 (a) and (b), respectively, as functions of the mixing angle $\theta_{\tilde{\nu}}$ and the mass difference $\Delta m_{\tilde{\nu}}$ between non-muon sneutrinos. In the figures we fix the electron sneutrino mass as 180GeV, the lighter chargino mass $m_{\tilde{\chi}_1^\pm}$ 100GeV, and $\tan\beta = 3$, and we determined other supersymmetric parameters by solving the RGE's of the MSSM, as described in the previous section. Values of these parameters are summarized in Table I. For these sample parameter the cross section σ of the process (12) is approximately

$$\sigma(e^+e^- \rightarrow e^+\tau^- + 4jets + \cancel{E}) \simeq 4\chi_{\tilde{\nu}} \sin^2 2\theta_{\tilde{\nu}} (1 - \chi_{\tilde{\nu}} \sin^2 2\theta_{\tilde{\nu}}) \times 30 \text{ fb} \quad (14)$$

with $\chi_{\tilde{\nu}}$ defined by eq. (9). (Here we have used decay branching ratios of SUSY particles calculated in Ref. [11]. This is reasonable since we had chosen our sample parameters almost

the same as theirs.) We can have cross section of order of 10fb since in probing 13-mixing with e^+e^- collider we have an advantage that t -channel is also available, in addition to s -channel, in order to produce left-handed selectrons. This is the point of this article. In Ref. [11] since in their case only s -channel is available for e^+e^- collider to produce the left-handed sleptons that are involved in generation mixing (namely, left-handed sleptons in the second and third generation in their case), the cross section of (13) is of order of 1fb.

From the equation (14) we can understand the behavior of the contours as follows. The cross section is related to the mixing angle $\theta_{\tilde{\nu}}$ and the mass difference $\Delta m_{\tilde{\nu}}$ approximately as

$$\sigma \propto \sin^2 2\theta_{\tilde{\nu}} \frac{(\Delta m_{\tilde{\nu}}^2)^2}{4\bar{m}^2\Gamma^2 + (\Delta m_{\tilde{\nu}}^2)^2}, \quad (15)$$

where $\Delta m_{\tilde{\nu}}^2 \equiv m_{\tilde{\nu}_e}^2 - m_{\tilde{\nu}_\tau}^2$ and $\bar{m} = (m_{\tilde{\nu}_e} + m_{\tilde{\nu}_\tau})/2$. Therefore, for constant $\Delta m_{\tilde{\nu}}$ the cross section behaves as $\sigma \propto \sin^2 2\theta_{\tilde{\nu}}$. On the other hand, for a fixed value of $\theta_{\tilde{\nu}}$, σ is proportional to $(\Delta m_{\tilde{\nu}}^2)^2$ in the region of $\frac{\Delta m_{\tilde{\nu}}^2}{\bar{m}} \ll \Gamma$, while σ is almost independent of $(\Delta m_{\tilde{\nu}}^2)^2$ in the region that $\frac{\Delta m_{\tilde{\nu}}^2}{\bar{m}} \gg \Gamma$. Hence we obtain characteristic curves for the contours of constant cross section.

Figures 2 (a) and (b) are contours of constant cross sections of $e^+e^- \rightarrow \tilde{\nu}\tilde{\nu}^c \rightarrow \tau^+e^-\tilde{\chi}_1^+\tilde{\chi}_1^-$ and $e^+e^- \rightarrow \tilde{l}_L^+\tilde{l}_L^- \rightarrow \tau^+e^-\tilde{\chi}_2^0\tilde{\chi}_2^0$ in the case of $\tan\beta = 10$, respectively. In these figures we also fix the electron sneutrino mass as 180GeV, $m_{\tilde{\chi}_1^\pm} = 100$ GeV, $\tan\beta = 10$, and other supersymmetric parameters are determined by solving the RGE's of the MSSM, similarly to the previous $\tan\beta = 3$ case.

In the Figure 2 (b) we can see nontrivial dependence of the cross section on $\Delta m_{\tilde{\nu}}$. This is an effect of the left-right mixing elements of the third generation in the charged slepton mass-squared matrix, first pointed out in Ref. [10]. Namely, in the charged slepton mass matrix among \tilde{e}_L , $\tilde{\tau}_L$, and $\tilde{\tau}_R$,

$$\begin{pmatrix} m_{L11}^2 & m_{L13}^2 & 0 \\ m_{L31}^2 & m_{L33}^2 & m_{LR33}^2 \\ 0 & m_{LR33}^2 & m_{R33}^2 \end{pmatrix}, \quad (16)$$

(Here we have ignored m_{LR13}^2 .) the diagonalization of the lower-right 2×2 submatrix gives

$$\begin{pmatrix} m_{L11}^2 & m_{L13}^2 \cos \theta_{\tilde{\tau}} & -m_{L13}^2 \sin \theta_{\tilde{\tau}} \\ m_{L31}^2 \cos \theta_{\tilde{\tau}} & m_{\tilde{\tau}_2}^2 & 0 \\ -m_{L31}^2 \sin \theta_{\tilde{\tau}} & 0 & m_{\tilde{\tau}_1}^2 \end{pmatrix} \quad (17)$$

with

$$m_{\tilde{\tau}_{1/2}}^2 = \frac{1}{2} \left(m_{L33}^2 + m_{R33}^2 \mp \sqrt{(m_{L33}^2 - m_{R33}^2)^2 + 4(m_{LR33}^2)^2} \right),$$

$$\tan 2\theta_{\tilde{\tau}} = \frac{2m_{LR33}^2}{m_{L33}^2 - m_{R33}^2}. \quad (18)$$

In the limit of $m_{LR33} \rightarrow 0$ the difference between m_{L11}^2 and m_{L33}^2 is simply $(\Delta m_{\tilde{\nu}})^2$. With presence of finite m_{LR33}^2 , however, the stau masses are given by

$$m_{\tilde{\tau}_{1/2}}^2 = m_{R33/L33}^2 \mp \frac{(m_{LR33}^2)^2}{m_{L33}^2 - m_{R33}^2} \quad (19)$$

and $\tilde{\tau}_2$ becomes more degenerate in the mass with \tilde{e}_L and as a consequence the mixing between \tilde{e}_L and $\tilde{\tau}_2$ is enhanced. This enhancement is maximized when $m_{L11}^2 - m_{L33}^2 \simeq \frac{(m_{LR33}^2)^2}{m_{L33}^2 - m_{R33}^2}$ is satisfied and this corresponds to $\Delta m_{\tilde{\nu}} \simeq 0.4\text{GeV}$ for our sample parameter set of $\tan\beta = 10$.

In the Figures 1 and 2 we can see that the cross sections of $e^+e^- \rightarrow \tilde{\nu}\tilde{\nu}^c \rightarrow \tau^+e^-\tilde{\chi}_1^+\tilde{\chi}_1^-$ are several times as large as those of $e^+e^- \rightarrow \tilde{l}_L^+\tilde{l}_L^- \rightarrow \tau^+e^-\tilde{\chi}_2^0\tilde{\chi}_2^0$. This comes from the fact that in our sample parameter destructive interference between s - and t -channel occurs in charged slepton pair production, while in sneutrino pair production they constructively contribute to the cross section [11].

In the following subsections we will discuss the BG's for this process, and determine the reach of LC's.

B. Backgrounds

Now let us discuss the BG's for the signal (12). Our situation here is almost parallel to that in Ref. [11], where the signal to be discovered is (13). In their work BG's and suitable cuts for reducing them are discussed in detail and the results are almost straightforwardly applicable to our case. Here we follow an outline of their discussion and apply their results to our case.

The main SM BG of the process (12) is from ZW^+W^- production, and the total cross section of $e^+e^- \rightarrow ZW^+W^-$ is about 39fb at $\sqrt{s} = 500\text{GeV}$. This reduces to about 15fb [21] if we require central production of gauge bosons $|\cos\theta_V| < 0.8$ ($V = W^\pm, Z$). Then the cross section is

$$\sigma(e^+e^- \rightarrow Z(\rightarrow \tau\tau \rightarrow \tau e)W^+W^-) = 0.17\text{fb}, \quad (20)$$

and this is negligible compared to that of SUSY origin, as discussed below.

Main SUSY BG is from tau lepton pair production that results from slepton decay, and successive decay of one of the two tau leptons to an electron,

$$\begin{aligned} e^+e^- &\rightarrow \tilde{\tau}_L^+\tilde{\tau}_L^- \quad \text{or} \quad \tilde{\nu}_\tau\tilde{\nu}_\tau^c \\ &\rightarrow \tau^\pm(\rightarrow e^\pm)\tau^\mp + 4jets + \cancel{E}. \end{aligned} \quad (21)$$

The tau pair production cross section $\sigma(e^+e^- \rightarrow \tilde{\tau}_L^+\tilde{\tau}_L^- \text{ (or } \tilde{\nu}_\tau\tilde{\nu}_\tau^c) \rightarrow \tau^+\tau^- + 4jets + \cancel{E})$ is 2.5 fb for our sample parameter set of $\tan\beta = 3$, and this BG can be reduced by applying suitable cuts on the impact parameter σ_{IP} and the electron energy E_e .

The cut on impact parameter (IP) will be effective in this case, since in (21) the tau lepton decays after running some finite length which is determined from the life time τ_τ of tau lepton, which is typically of order of $c\tau_\tau \simeq 90\mu\text{m}$. Hence the more precisely we distinguish the distance between the track of the electron and the interaction point, the more effectively we can tell the BG (21) from signal candidates. The distribution of IP from tau decay in flight is studied in Appendix E of Ref. [11] in case of $\tau^- \rightarrow \mu^-\nu_\tau\bar{\nu}_\mu$ decay, and their result is of course directly applicable to our $\tau^- \rightarrow e^-\nu_\tau\bar{\nu}_e$ case. Recent

detector designs of the JLC [18] and the NLC [19] show that the estimated values of the impact parameter resolution $\delta\sigma$ are given by $\delta\sigma^2 = 11.4^2 + (28.8/p\beta)^2/\sin^3\theta(\mu\text{m}^2)$ and $\delta\sigma^2 = 2.6^2 + (13.7/p\beta)^2/\sin^3\theta(\mu\text{m}^2)$, respectively, and an IP cut σ_{IP}^{cut} of order of $10\text{ }\mu\text{m}$ may be realistic.

The cut on the electron energy E_e works as follows. The energy distribution of electrons which are produced by the tau lepton decay (namely, the energy distribution of BG electron in our case) is different from that of electrons which directly result from slepton decay (that is, the energy distribution of signal electron). Since the latter is two body decay, $\tilde{\nu} \rightarrow e^- \tilde{\chi}_1^+$ and $\tilde{\nu}^c \rightarrow e^+ \tilde{\chi}_1^-$, the energy distribution of electron is flat between kinematically determined energies E_e^{\min} and E_e^{\max} . Explicitly, E_e^{\max} and E_e^{\min} are given by

$$E_e^{\max(\min)} = E_e^{C.M.}(1 \pm \beta_{\tilde{\nu}}\gamma_{\tilde{\nu}}) \quad (22)$$

with

$$\beta_{\tilde{\nu}}^2 = 1 - 4m_{\tilde{\nu}}^2/s \quad (23)$$

$$\gamma_{\tilde{\nu}}^2 = 1/(1 - \beta_{\tilde{\nu}}^2) \quad (24)$$

and

$$E_e^{C.M.} = \frac{m_{\tilde{\nu}}^2 - m_{\tilde{\chi}_1^-}^2}{2m_{\tilde{\nu}}}. \quad (25)$$

For our sample parameter set of $\tan\beta = 3$, $E_e^{\min} = 26.5\text{GeV}$ and $E_e^{\max} = 146\text{GeV}$. On the other hand, the energy of electron produced by the tau lepton decay is typically softer than that of signal electron in this case. (The energy distribution of muon in tau decay in flight is studied in Appendix E of Ref. [11], and their results are directly applicable to our case with replacement of the muon with an electron.) Therefore if we discard event candidates in which electron energy is smaller than certain energy we can reduce the BG and enhance the S/N ratio.

In Ref. [11], with the IP cut σ_{IP}^{cut} of $10\mu\text{m}$ and the muon energy cut $E > E_{\mu}^{\min}$ they obtain the muon misidentification rate $p_{\mu} = 0.02$ and the tau identification rate $p_{\tau} = 0.88$, respectively. We apply their result of $\mu\tau$ case to our $e\tau$ case, and take the electron misidentification rate $p_e = 0.02$ and the tau identification rate $p_{\tau} = 0.88$, respectively. These are reasonable choices since we have chosen our sample parameters almost the same as theirs.

In addition to these cuts we will have to apply isolation cuts for the leptons and other cuts to select signal events. We take into account them as an overall factor A common to $\tau\tau$ and $e\tau$ events. We assume $A = 0.3$ as done in Ref. [11] in order to estimate the collider reach.

The signal and the BG cross sections after applying these cuts are

$$\sigma_{sig} = Ap_{\tau}(\sigma(e^+e^- \rightarrow \tau^+e^-4jets \text{ } \cancel{E}) + \sigma(e^+e^- \rightarrow \tau^-e^+4jets \text{ } \cancel{E})) \quad (26)$$

and

$$\sigma_{bg} = 2Ap_ep_{\tau}\sigma(e^+e^- \rightarrow \tau^+\tau^-4jets \text{ } \cancel{E}) \quad (27)$$

respectively.

C. Collider Reach

Now we discuss possible reach of mass difference $\Delta m_{\tilde{\nu}}$ and mixing angle $\theta_{\tilde{\nu}}$ at LC's.

In Figure 3 we show contours of 5σ reach of future LC's for integrated luminosity $\mathcal{L} = 50\text{fb}^{-1}$ (the dashed-dot contour) and $\mathcal{L} = 500\text{fb}^{-1}$ (the solid contour). In the figure, we take our sample parameter set of $\tan\beta = 3$, tabulated in Table I. We have used the values of decay branching ratios of SUSY particles (sleptons, the lighter chargino, and the second lightest neutralino) calculated in Ref. [11]. (They are listed in Table II and III.)

From the figure we can see that for our sample parameters with integrated luminosity $\mathcal{L} = 50\text{fb}^{-1}(500\text{fb}^{-1})$ it is possible to reach mixing angle $\sin 2\theta_{\tilde{\nu}} \gtrsim 0.06(0.04)$ and mass difference $\Delta m_{\tilde{\nu}} \gtrsim 0.07(0.04)$ GeV for sneutrinos in the first and third generations at the statistical significance of 5σ .

Contours for constant branching ratios of $\tau \rightarrow e\gamma$ are also plotted in the figure. We can see that at least for our sample parameter set there are some parameter region in which future LC's can probe the slepton flavor mixing between the first and third generations beyond the reach of $\tau \rightarrow e\gamma$ by several orders of magnitude in sensitivity.

For our sample parameter set of $\tan\beta = 10$ we can expect almost the same reach as that for our $\tan\beta = 3$ parameter set. This is because left-handed slepton (especially sneutrino) pair production cross sections and decay branching ratio of $\tilde{\chi}_1^- \rightarrow 2jets\tilde{\chi}_1^0$ are almost the same for both two cases, as we can see from Figures 1, 2, and Table II.

IV. APPLICATION TO $\tilde{\nu}_e$ - $\tilde{\nu}_\mu$ MIXING

So far in this article we have assumed that the flavor mixing between the first and third generations is the only LFV mixing in the left-handed slepton mass matrix. If there is left-handed slepton flavor mixing between the first and second generations it contributes to the $\mu \rightarrow e\gamma$ decay rate, which is severely constrained by experiments and further sensitive experiment is being prepared [17]. In the following we estimate the reach of LC's in probing the left-handed slepton flavor mixing between the first and second generations.

Here we adopt

$$\begin{aligned} e^+e^- &\rightarrow \tilde{l}_L^+\tilde{l}_L^- \quad \text{or} \quad \tilde{\nu}\tilde{\nu}^c \\ &\rightarrow e^\pm\mu^\mp + 4jets + \cancel{E} \end{aligned} \quad (28)$$

as LFV signal. For our sample parameter set of $\tan\beta = 3$ the cross section of this signal is as large as

$$\sigma(e^+e^- \rightarrow e^\pm\mu^\mp + 4jets + \cancel{E}) \simeq 4\chi_{\tilde{\nu}_{12}} \sin^2 2\theta_{\tilde{\nu}_{12}} (1 - \chi_{\tilde{\nu}_{12}} \sin^2 2\theta_{\tilde{\nu}_{12}}) \times 30 \text{ fb}, \quad (29)$$

since also in this case t -channel pair production of the left-handed sleptons of the first generation is available. Here $\chi_{\tilde{\nu}_{ij}}$ ($i, j = 1, \dots, 3$) are

$$\chi_{\tilde{\nu}_{ij}} \equiv \frac{(x_{ij}^{(\tilde{\nu})})^2}{2(1 + (x_{ij}^{(\tilde{\nu})})^2)} \quad (30)$$

with

$$x_{ij}^{(\tilde{\nu})} \equiv \frac{m_{\tilde{\nu}_i}^2 - m_{\tilde{\nu}_j}^2}{2[m\Gamma]_{ij}} \quad (31)$$

and

$$[m\Gamma]_{ij} \equiv (m_{\tilde{\nu}_i}\Gamma_{\tilde{\nu}_i} + m_{\tilde{\nu}_j}\Gamma_{\tilde{\nu}_j})/2. \quad (32)$$

($\tilde{\nu}_1$, $\tilde{\nu}_2$, and $\tilde{\nu}_3$ stand for $\tilde{\nu}_e$, $\tilde{\nu}_\mu$, and $\tilde{\nu}_\tau$, respectively. $m_{\tilde{\nu}_i}$ ($i = 1, \dots, 3$) is the mass of $\tilde{\nu}_i$ and $\Gamma_{\tilde{\nu}_i}$ the decay width.) And $\theta_{\tilde{\nu}_{ij}}$ ($i \neq j$) are defined by

$$\tan 2\theta_{\tilde{\nu}_{ij}} \equiv \frac{2m_{\tilde{\nu}_{ij}}^2}{m_{\tilde{\nu}_{ii}}^2 - m_{\tilde{\nu}_{jj}}^2}, \quad (\text{no sum over } i \text{ and } j) \quad (33)$$

where $m_{\tilde{\nu}_{ij}}^2$ is the (i, j) element of the mass-squared matrix of sneutrinos.

The main SM BG for the signal (28) is from $e^+e^- \rightarrow Z(\rightarrow \tau\tau \rightarrow \mu e)W^+W^-$, similarly to 13-mixing case eq. (20), and with the requirement of central production of gauge bosons $|\cos\theta_V| < 0.8$ ($V = W^\pm, Z$) the cross section is as small as

$$\sigma(e^+e^- \rightarrow Z(\rightarrow \tau\tau \rightarrow \mu e)W^+W^-) = 0.031\text{fb} \quad (34)$$

because of the suppressions by $\text{Br}(\tau^- \rightarrow e^-\bar{\nu}_e\nu_\tau) = 0.18$ [22] and $\text{Br}(\tau^- \rightarrow \mu^-\bar{\nu}_\mu\nu_\tau) = 0.17$ [22]. On the other hand, there are two types of SUSY BG. One is slepton-mixing parameter independent and the other dependent. The former is

$$\begin{aligned} e^+e^- &\rightarrow \tilde{\tau}_L^+\tilde{\tau}_L^- \quad \text{or} \quad \tilde{\nu}_\tau\tilde{\nu}_\tau^c \\ &\rightarrow \tau^\pm(\rightarrow e^\pm)\tau^\mp(\rightarrow \mu^\mp) + 4jets + \cancel{E} \end{aligned} \quad (35)$$

and the cross section is $\sigma(e^+e^- \rightarrow \tau^\pm(\rightarrow e^\pm)\tau^\mp(\rightarrow \mu^\mp)4jets + \cancel{E}) = 0.15\text{fb}$. This can be further reduced by applying IP cuts and energy cuts on electron and muon, as done in 13-case in this article. The latter BG processes are induced by slepton oscillations due to 23-mixing and 13-mixing, namely,

$$\begin{aligned} e^+e^- &\rightarrow \tilde{l}_L^+\tilde{l}_L^- \quad \text{or} \quad \tilde{\nu}\tilde{\nu}^c \\ &\rightarrow \mu^\pm\tau^\mp(\rightarrow e^\mp) + 4jets + \cancel{E} \end{aligned} \quad (36)$$

and

$$\begin{aligned} e^+e^- &\rightarrow \tilde{l}_L^+\tilde{l}_L^- \quad \text{or} \quad \tilde{\nu}\tilde{\nu}^c \\ &\rightarrow e^\pm\tau^\mp(\rightarrow \mu^\mp) + 4jets + \cancel{E}, \end{aligned} \quad (37)$$

respectively, and their cross sections are

$$\sigma(e^+e^- \rightarrow \mu^\pm\tau^\mp(\rightarrow e^\mp) + 4jets + \cancel{E}) \simeq 2\chi_{\tilde{\nu}_{23}}(3 - 4\chi_{\tilde{\nu}_{23}})\sin^2 2\theta_{\tilde{\nu}_{23}} \times 0.43 \text{ fb} \quad (38)$$

and

$$\sigma(e^+e^- \rightarrow e^\pm\tau^\mp(\rightarrow \mu^\mp) + 4jets + \cancel{E}) \simeq 4\chi_{\tilde{\nu}_{13}}\sin^2 2\theta_{\tilde{\nu}_{13}}(1 - \chi_{\tilde{\nu}_{13}}\sin^2 2\theta_{\tilde{\nu}_{13}}) \times 10.4 \text{ fb} \quad (39)$$

for our sample parameter set of $\tan\beta = 3$. Therefore the processes (36) and (37) can be dominant BG, depending on the parameters. However, hereafter we neglect the BG's (36) and (37) and assume (35) to be the dominant BG, in order to estimate the collider reach.

Applying the same energy cuts and the same IP cuts on electron and muon as done in the previous 13-mixing case, the signal and BG cross sections are

$$\sigma_{sig} = A(\sigma(e^+e^- \rightarrow \mu^+e^-4jets \cancel{E}) + \sigma(e^+e^- \rightarrow \mu^-e^+4jets \cancel{E})) \quad (40)$$

and

$$\sigma_{bg} = 2Ap_e p_\mu \sigma(e^+e^- \rightarrow \tau^+\tau^-4jets \cancel{E}), \quad (41)$$

where A is the overall factor that parameterize the effect of other cuts to isolate leptons and $p_e(p_\mu)$ is misidentification rate of electron (muon), and we assume $A = 0.3$ and $p_e = p_\mu = 0.02$ in order to estimate collider reach, as done in the 13-mixing case.

5σ reach in 12-mixing is shown in Figure 4. In the figure we have taken the parameter set of $\tan\beta = 3$ shown in Table I. From the figure we can see that with e^+e^- collider with $\mathcal{L} = 50\text{fb}^{-1}(500\text{fb}^{-1})$ it may be possible to reach mixing angle $\sin 2\theta_{\tilde{\nu}_{12}} \gtrsim 0.03(0.02)$ and mass difference $\Delta m_{\tilde{\nu}_{12}} \gtrsim 0.03(0.02)$ GeV for sneutrinos in the first and second generations at the statistical significance of 5σ . Contours of constant values of $\text{Br}(\mu \rightarrow e\gamma)$ are also plotted in the figure. The reaches of LC's correspond to $\text{Br}(\mu \rightarrow e\gamma) \simeq 10^{-12}$. Since planned $\mu \rightarrow e\gamma$ search [17] will probe $\text{Br}(\mu \rightarrow e\gamma)$ down to the sensitivity of 10^{-14} , left-handed slepton oscillation search is not so powerful as $\mu \rightarrow e\gamma$ search at least for our sample parameter set.

V. APPLICATION TO RADIATIVELY INDUCED SNEUTRINO MIXINGS VIA RIGHT-HANDED NEUTRINO YUKAWA COUPLINGS

In the above analysis we have not specified any origin of the LFV off-diagonal elements of the slepton mass matrix. In this section we extend our analysis and discuss possible reach of LC's in probing 13-mixing in the case where sizable 23-mixing and non-vanishing 12- and 13-mixings in the left-handed slepton mass matrix are radiatively induced via right-handed neutrino Yukawa couplings.

Introduction of the right-handed neutrino is one of the most attractive extensions of the MSSM, since it naturally explains the tiny neutrino masses via the seesaw mechanism [3]. Here let us consider the case in which there exist three generations of the right-handed neutrino superfields \overline{N} . In this case, the superpotential W of the Higgs sector and the lepton sector is given as

$$W = f_{\nu_{ij}} H_2 \overline{N}_i L_j + f_{e_{ij}} H_1 \overline{E}_i L_j + \frac{1}{2} M_{\nu_i \nu_j} \overline{N}_i \overline{N}_j + \mu H_1 H_2. \quad (42)$$

Here H_1 and H_2 are chiral superfields of the Higgs doublets in the MSSM. L_i and \overline{E}_i are chiral superfields of the lepton doublets and the right-handed charged leptons, respectively. i and j are generation indices and run from 1 through 3. After suitable redefinition of the fields, the Yukawa coupling constants and the Majorana masses can be taken as

$$\begin{aligned}
f_{\nu_{ij}} &= f_{\nu_i} V_{Dij}, \\
f_{e_{ij}} &= f_{e_i} \delta_{ij}, \\
M_{\nu_i \nu_j} &= U_{ik}^* M_{\nu_k} U_{kj}^\dagger,
\end{aligned} \tag{43}$$

where V_D and U are unitary matrices. By integrating out the right-handed neutrinos which are supposed superheavy, we obtain the mass matrix (m_ν) of the left-handed neutrinos

$$(m_\nu)_{ij} = V_{Dik}^\top (\overline{m}_\nu)_{kl} V_{Dlj}, \tag{44}$$

where the matrix \overline{m}_ν is

$$\begin{aligned}
\overline{m}_\nu &= \begin{pmatrix} m_{\nu_1 D} & & \\ & m_{\nu_2 D} & \\ & & m_{\nu_3 D} \end{pmatrix} U^\top \begin{pmatrix} \frac{1}{M_{\nu_1}} & & \\ & \frac{1}{M_{\nu_2}} & \\ & & \frac{1}{M_{\nu_3}} \end{pmatrix} U \begin{pmatrix} m_{\nu_1 D} & & \\ & m_{\nu_2 D} & \\ & & m_{\nu_3 D} \end{pmatrix} \\
&\equiv V_M^\top \begin{pmatrix} m_{\nu_e} & & \\ & m_{\nu_\mu} & \\ & & m_{\nu_\tau} \end{pmatrix} V_M.
\end{aligned} \tag{45}$$

Here, $m_{\nu_i D} = f_{\nu_i} v \sin \beta / \sqrt{2}$ and V_M is a unitary matrix.⁵ We can see that the mixings among left-handed neutrinos are determined from V_D and U . Let us assume hereafter that U is a unit matrix for simplicity. Then the mixing matrix among left-handed neutrinos is V_D itself. Under the assumption that $U = \mathbf{1}$, if the atmospheric neutrino oscillation is between ν_μ and ν_τ , we can expect that V_{D32} is of order of 1. If we further assume hierarchy among neutrino masses, $m_{\nu_e} \ll m_{\nu_\mu} \ll m_{\nu_\tau}$, the heaviest neutrino mass m_{ν_τ} is related with the third generation right-handed Majorana mass M_{ν_3} and the third generation neutrino Yukawa coupling constant f_{ν_3} as

$$m_{\nu_\tau} = \frac{f_{\nu_3}^2 v^2 \sin^2 \beta}{M_{\nu_3}}. \tag{46}$$

In the following discussion we use eq. (46) in estimating rates of LFV processes.

Now let us discuss the LFV off-diagonal elements of the left-handed slepton mass matrix which are radiatively induced by LFV Yukawa coupling constant matrix in eqs. (43). In the equations we saw that we cannot diagonalize the Yukawa coupling constant matrices $f_{\nu_{ij}}$ and $f_{e_{ij}}$ simultaneously. In the minimal SUGRA scenario [9], these non-diagonal elements of the Yukawa coupling constant matrix generate the off-diagonal elements of the slepton mass matrix via radiative corrections [4]. In this scenario we assume the slepton soft mass matrices to be generation-diagonal at the gravitational scale M_{grav} as

$$\begin{aligned}
(m_L^2)_{ij} &= (m_e^2)_{ij} = m_0^2 \delta_{ij}, \\
\tilde{m}_{h1}^2 &= \tilde{m}_{h2}^2 = m_0^2, \\
A_{e_{ij}} &= f_{e_{ij}} a_0, \quad A_{\nu_{ij}} = f_{\nu_{ij}} a_0.
\end{aligned} \tag{47}$$

⁵ $\langle h_1 \rangle = (v \cos \beta / \sqrt{2}, 0)^\top$ and $\langle h_2 \rangle = (0, v \sin \beta / \sqrt{2})^\top$ with $v \simeq 246 \text{ GeV}$.

Here $(m_L^2)_{ij}$ and $(m_{\tilde{e}}^2)_{ij}$ are the (i, j) element of the soft SUSY breaking mass-squared matrices of the left-handed and the right-handed sleptons, respectively. \tilde{m}_{h1} and \tilde{m}_{h2} are the soft masses for the Higgs bosons, A_{eij} is the soft trilinear scalar coupling constant among the Higgs boson, the i -th generation right-handed charged slepton and the j -th generation left-handed slepton and $A_{\nu ij}$ that among the Higgs boson, the i -th generation right-handed sneutrino and the j -th generation left-handed slepton. Under the assumptions of eqs. (47) there is no LFV at the tree level at M_{grav} . However, these relations are subject to radiative corrections, and at the weak scale they are approximately given as

$$(m_L^2)_{ij} \simeq -\frac{1}{8\pi^2}(3m_0^2 + a_0^2)V_{Dki}^*V_{Dkj}f_{\nu_k}^2 \log \frac{M_{\text{grav}}}{M_{\nu_k}}, \quad (48)$$

$$(m_{\tilde{e}}^2)_{ij} \simeq 0, \quad (49)$$

$$A_e^{ij} \simeq -\frac{3}{8\pi^2}a_0f_{e_i}V_{Dki}^*V_{Dkj}f_{\nu_k}^2 \log \frac{M_{\text{grav}}}{M_{\nu_k}} \quad (50)$$

for $i \neq j$. These parameters induce rare LFV processes such as $\mu \rightarrow e\gamma$, $\tau \rightarrow e\gamma$, and so on. Especially from large V_{D32} we can expect sizable $(m_L^2)_{32}$ and therefore sizable $\tau \rightarrow \mu\gamma$ rate. Comparison between possible reach of the future lepton colliders in $(m_L^2)_{32}$ and that of $\tau \rightarrow \mu\gamma$ search is discussed in Ref. [11]. Here we extend the analysis to the case in which V_{D31} is also non-vanishing.

In the case where V_{D32} is of order of 1 and V_{D31} is not zero, all the off-diagonal elements in (m_L^2) are radiatively induced. They are approximately given by

$$(m_L^2)_{21} \simeq -\frac{1}{8\pi^2}(3m_0^2 + a_0^2)V_{D32}^*V_{D31}f_{\nu_3}^2 \log \frac{M_{\text{grav}}}{M_{\nu_3}}, \quad (51)$$

$$(m_L^2)_{31} \simeq -\frac{1}{8\pi^2}(3m_0^2 + a_0^2)V_{D33}^*V_{D31}f_{\nu_3}^2 \log \frac{M_{\text{grav}}}{M_{\nu_3}}, \quad (52)$$

$$(m_L^2)_{32} \simeq -\frac{1}{8\pi^2}(3m_0^2 + a_0^2)V_{D33}^*V_{D32}f_{\nu_3}^2 \log \frac{M_{\text{grav}}}{M_{\nu_3}}. \quad (53)$$

Here we have neglected f_{ν_2} and f_{ν_1} . From these off-diagonal elements, non-trivial $\mu \rightarrow e\gamma$ rate is predicted via diagrams shown in Figure 5, in addition to sizable $\tau \rightarrow \mu\gamma$ and non-vanishing $\tau \rightarrow e\gamma$ rates. The left-handed slepton mixing parameters can be most severely constrained from the experimental bound of $\mu \rightarrow e\gamma$ rate. Then with sizable $(m_L^2)_{32}$ the slepton oscillation as a probe of $(m_L^2)_{31}$ is not only a competition with $\tau \rightarrow e\gamma$ but also that with $\mu \rightarrow e\gamma$.

As for the 13-mixing search at LC's we can apply the discussion on signals and BG's in section III also to this situation, since all the off-diagonal elements of the left-handed slepton mass matrix are much smaller than the diagonal ones. In Figure 6 we show contours of 5σ reach of V_{D31} and M_{ν_3} at future LC's for integrated luminosity $\mathcal{L} = 50\text{fb}^{-1}$ (dashed-dot contour) and $\mathcal{L} = 500\text{fb}^{-1}$ (solid contour) in the case all the off-diagonal elements in (m_L^2) are radiatively induced as in eqs. (51), (52), and (53). In the figure we take the sample parameter set of Table I with $\tan\beta = 3$ and $a_0 = 0$, and a neutrino mixing parameter set, $m_{\nu_\tau} = 0.07\text{eV}$ and $V_{D32} = -0.71$, which is consistent with the atmospheric neutrino result. Here we have neglected m_{ν_μ} and m_{ν_e} , assuming the hierarchy $m_{\nu_e} \ll m_{\nu_\mu} \ll m_{\nu_\tau}$. We have used the same decay mode as that used in section III as signals.

From the figure we can see that for $\mathcal{L} = 50\text{fb}^{-1}(500\text{fb}^{-1})$ it may be possible to reach the third generation right-handed Majorana mass $M_{\nu_3} \gtrsim 10^{13}\text{GeV}$ ($5 \times 10^{12}\text{GeV}$) and the mixing matrix element $V_{D31} \gtrsim 0.05(0.03)$ at the statistical significance of 5σ . Contours of constant $\text{Br}(\tau \rightarrow e\gamma)$, $\text{Br}(\tau \rightarrow \mu\gamma)$, and $\text{Br}(\mu \rightarrow e\gamma)$ are also shown. We can see that for our sample parameter set the branching ratio of $\mu \rightarrow e\gamma$ exceeds the current experimental bound, $\text{Br}(\mu \rightarrow e\gamma) < 1.2 \times 10^{-11}$ [14], in large parameter region of 5σ reach of LC's. At least for our sample parameter set and our signal mode choice near future LC's may not be so useful as $\mu \rightarrow e\gamma$ in probing 13-mixing of the left-handed sleptons if there is sizable 23-mixing in the left-handed slepton mass matrix.

Some comments are in order here.

The constraint from $\mu \rightarrow e\gamma$ becomes more stringent for moderately larger $\tan\beta$. This is because $\text{Br}(\mu \rightarrow e\gamma)$ is proportional to $\tan^2\beta$ for $\tan\beta \gtrsim 1$ [4], while our signal cross section does not change very much between the $\tan\beta = 3$ and $\tan\beta = 10$ cases as can be inferred from Figures 1 and 2. In this case the near future LC's might less useful than the $\mu \rightarrow e\gamma$ search, at least for our sample parameter set.

Another source that can make the constraint from $\mu \rightarrow e\gamma$ stronger is 12-mixing in f_ν . In the above analysis we neglected $f_{\nu_{21}}$, which radiatively induces 12-mixing in the left-handed slepton mass-squared matrix. If f_{ν_2} and V_{D21} are large enough, sizable $\mu \rightarrow e\gamma$ ratio can result [23]. Also in this case the reach of the near future LC's would be less powerful than the $\mu \rightarrow e\gamma$ search.

VI. CONCLUSIONS

In summary, we have calculated reach of future e^+e^- colliders (LC's) in probing the flavor mixing of the left-handed slepton between the first and third generations by using the slepton oscillation phenomena. e^+e^- colliders are suitable for this purpose, since they can produce, if kinematically allowed, sleptons of the first generation via t -channel in addition to s -channel. 5σ reach of LC's are estimated and we find it possible to reach mixing angle $\sin 2\theta_{\tilde{\nu}} \gtrsim 0.06(0.04)$ and mass difference $\Delta m_{\tilde{\nu}} \gtrsim 0.07(0.04)$ GeV for sneutrinos in the first and third generations for our sample parameter set. At least for our sample parameter the slepton oscillation search is so sensitive that we may probe the flavor mixing between the first and third generations several orders beyond the reach of $\tau \rightarrow e\gamma$ search in near future.

We also estimated possible reach of LC's in probing the left-handed slepton flavor mixing between the first and second generations which is severely constrained by $\mu \rightarrow e\gamma$. The reaches of LC's correspond to $\text{Br}(\mu \rightarrow e\gamma) \simeq 10^{-12}$ for our sample parameters, and since planned $\mu \rightarrow e\gamma$ search [17] will probe $\text{Br}(\mu \rightarrow e\gamma)$ down to the sensitivity of 10^{-14} , left-handed slepton oscillation search is not so powerful as $\mu \rightarrow e\gamma$ search at least for our sample parameter set.

In the case where all the off-diagonal elements coexist in the left-handed slepton mass matrix, especially in the case with radiatively induced sizable 23-mixing which is expected from the atmospheric neutrino result in the minimal SUGRA scenario and finite 12- and 13-mixing, the reach of LC's in probing 13-mixing of the left-handed sleptons can be a competition to that of $\mu \rightarrow e\gamma$. In this case, at least for our sample parameter set and our signal mode choice near future LC's may not be so useful as $\mu \rightarrow e\gamma$ in probing 13-mixing of the left-handed sleptons if there is sizable 23-mixing in the left-handed slepton mass matrix.

ACKNOWLEDGMENTS

The author would like to thank T. Yanagida and T. Asaka for encouragement, K. Fujii, T. Mori, Y. Shimizu, and Y. Sumino for useful conversation, and is most grateful to J. Hisano and Y. Okada for comments, enlightening discussion, encouragement, and careful reading of the manuscript. D.N. is supported by Research Fellowships of the Japan Society for the Promotion of Science for Young Scientists.

REFERENCES

- [1] Y. Fukuda *et al.* (Super-Kamiokande Collaboration), Phys. Rev. Lett. **81**, 1562 (1998);
W.A. Mann, talk at the XIX Int. Symposium on Lepton and Photon Interactions at High Energies, Stanford, Aug. 1999, TUHEP-99-04.
- [2] Y. Suzuki, talk at the XIX Int. Symposium on Lepton and Photon Interactions at High Energies, Stanford, Aug. 1999.
- [3] T. Yanagida, in *Proceedings of the Workshop on Unified Theory and Baryon Number of the Universe*, eds. O. Sawada and A. Sugamoto (KEK, 1979) p.95;
M. Gell-Mann, P. Ramond, and R. Slansky, in *Supergravity*, eds. P. van Nieuwenhuizen and D. Freedman (North Holland, Amsterdam, 1979).
- [4] F. Borzumati and A. Masiero, Phys. Rev. Lett. **57**, 961 (1986);
J. Hisano, T. Moroi, K. Tobe, M. Yamaguchi, and T. Yanagida, Phys. Lett. **B357**, 579 (1998);
J. Hisano, T. Moroi, K. Tobe, and M. Yamaguchi, Phys. Rev. D **53**, 2442 (1996);
J. Hisano, D. Nomura and T. Yanagida, Phys. Lett. **B437**, 351 (1998);
J. Hisano and D. Nomura, Phys. Rev. D **59**, 116005 (1999);
J. Ellis, M.E. Gomez, G.K. Leontaris, S. Lola, and D.V. Nanopoulos, Eur. Phys. J. **C14**, 319 (2000).
- [5] N.V. Krasnikov, Mod. Phys. Lett. **A9**, 791 (1994); Phys. Lett. **B388**, 783 (1996).
- [6] N. Arkani-Hamed, H.-C. Cheng, J.L. Feng, and L.J. Hall, Phys. Rev. Lett. **77**, 1937 (1996).
- [7] N. Arkani-Hamed, H.-C. Cheng, J.L. Feng, and L.J. Hall, Nucl. Phys. **B505**, 3 (1997).
- [8] L. Hall, V. Kostelecky, and S. Raby, Nucl. Phys. **B267**, 415 (1986);
R. Barbieri and L. Hall, Phys. Lett. **B338**, 212 (1994);
R. Barbieri, L. Hall, and A. Strumia, Nucl. Phys. **B445**, 219 (1995);
J. Hisano, T. Moroi, K. Tobe, and M. Yamaguchi, Phys. Lett. **B391**, 341 (1997);
Erratum-ibid **B397**, 357 (1997);
Y. Kuno and Y. Okada, Phys. Rev. Lett. **77**, 434 (1996); KEK-TH-639 (hep-ph/9909265);
Y. Okada, K. Okumura, and Y. Shimizu, Phys. Rev. D **58**, 051901 (1998); Phys. Rev. D **61**, 094001 (2000);
J. Hisano, D. Nomura, Y. Okada, Y. Shimizu, and M. Tanaka, Phys. Rev. D **58**, 116010 (1998).
- [9] For a review, H.P. Nilles, Phys. Rep. **110**, 1 (1984).
- [10] M. Hirouchi and M. Tanaka, Phys. Rev. D **58**, 032004 (1998).
- [11] J. Hisano, M.M. Nojiri, Y. Shimizu, and M. Tanaka, Phys. Rev. D **60**, 055008 (1999).
- [12] K. Agashe and M. Graesser, Phys. Rev. D **61**, 075008 (2000).
- [13] J.-J. Cao, T. Han, X.-M. Zhang, and G.-R. Lu, Phys. Rev. D **59**, 095001 (1999).
- [14] M.L. Brooks *et al.* (MEGA Collaboration), Phys. Rev. Lett. **83**, 1521 (1999).
- [15] S. Ahmed *et al.* (CLEO Collaboration), Phys. Rev. D **61**, 071101 (2000).
- [16] K.W. Edwards *et al.* (CLEO Collaboration), Phys. Rev. D **57**, 3919 (1997).
- [17] L.M. Barkov *et al.*, a research proposal to PSI, "Search for $\mu^+ \rightarrow e^+ \gamma$ down to 10^{-14} branching ratio" (1999).
- [18] JLC Group, *JLC-I* (KEK-Report-92-16).

- [19] The NLC Accelerator Design Group and The NLC Physics Working Group, *Physics and Technology of the Next Linear Collider* (SLAC-Report-485).
- [20] R. Becker and C. Vander Velde, in *Proceedings of the European Meeting of the Working Groups on Physics and Experiments at Linear e^+e^- Colliders*, edited by P.M. Zerwas, Report No. DESY-93-123C, p.457.
- [21] A. Miyamoto, in *Proceedings of the Workshop on Physics and Experiments with Linear e^+e^- Colliders*, eds. A. Miyamoto et al (1995) p.654.
- [22] D.E. Groom *et al.* (Particle Data Group), Eur. Phys. J. **C15**, 1 (2000).
- [23] J. Hisano and D. Nomura in Ref. [4].

FIGURES

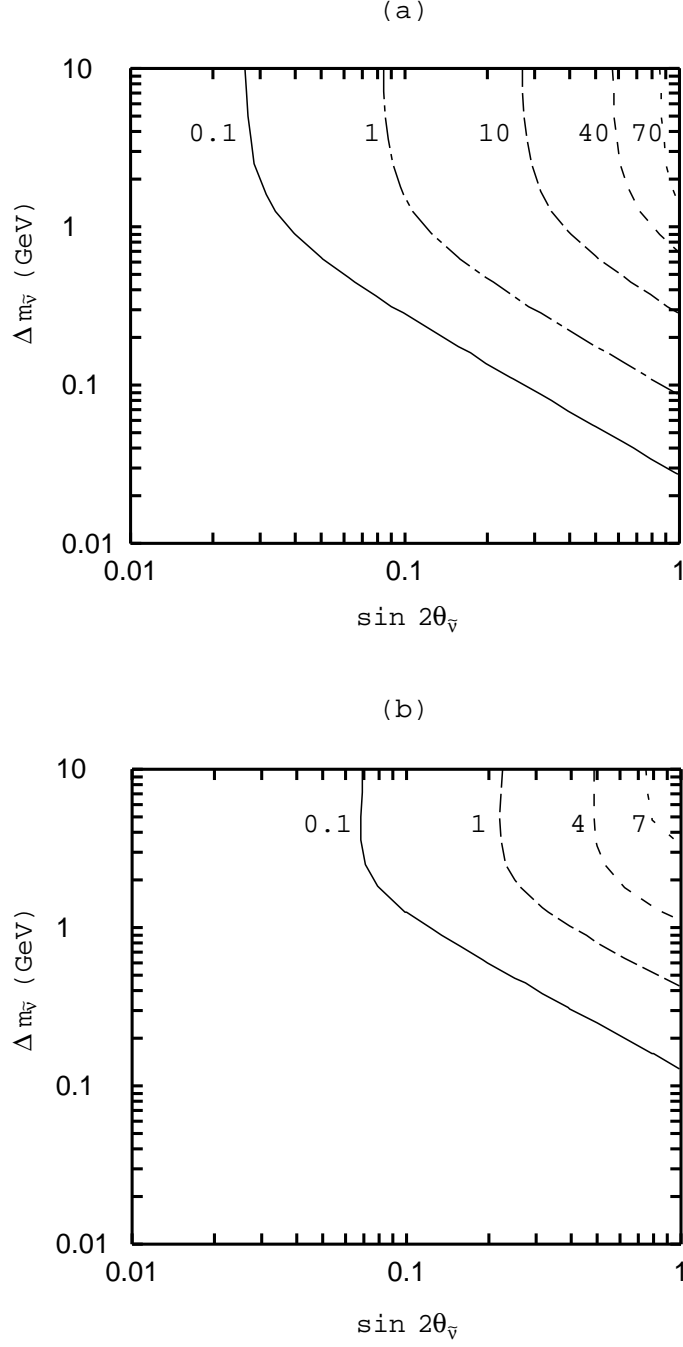


FIG. 1. Contours of constant cross sections (in unit of fb) of (a) $e^+e^- \rightarrow \tau^+e^-\tilde{\chi}_1^+\tilde{\chi}_1^-$ and (b) $e^+e^- \rightarrow \tau^+e^-\tilde{\chi}_2^0\tilde{\chi}_2^0$ as functions of the mixing angle $\theta_{\tilde{\nu}}$ and the mass difference $\Delta m_{\tilde{\nu}}$ between the first and third generations at the center-of-mass energy 500GeV. We take $\tan\beta = 3$ in the figures and other SUSY parameters are shown in TABLE I.

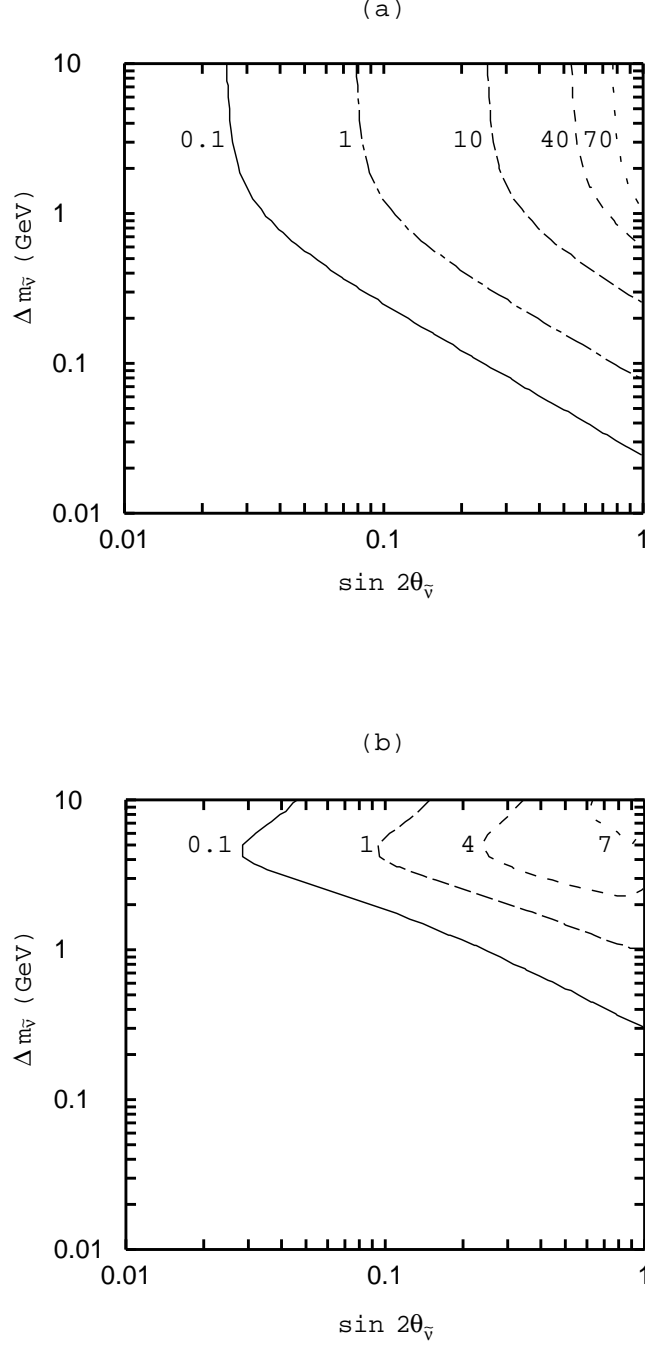


FIG. 2. Contours of constant cross sections (in unit of fb) of (a) $e^+e^- \rightarrow \tau^+e^-\tilde{\chi}_1^+\tilde{\chi}_1^-$ and (b) $e^+e^- \rightarrow \tau^+e^-\tilde{\chi}_2^0\tilde{\chi}_2^0$ as functions of the mixing angle $\theta_{\tilde{\nu}}$ and the mass difference $\Delta m_{\tilde{\nu}}$ between the first and third generations at the center-of-mass energy 500GeV. We take $\tan\beta = 10$ in the figures and other SUSY parameters are shown in TABLE I.

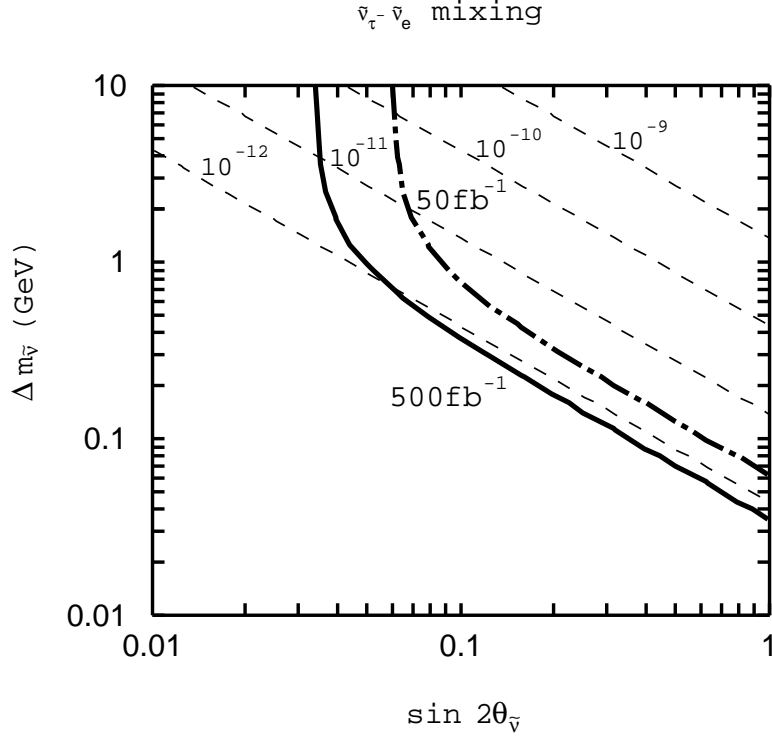


FIG. 3. Contours of 5σ discovery reaches by LC's with integrated luminosities $\mathcal{L} = 50\text{fb}^{-1}$ (dashed-dot contour) and $\mathcal{L} = 500\text{fb}^{-1}$ (solid contour) as functions of the mixing angle $\theta_{\bar{\nu}}$ and the mass difference $\Delta m_{\bar{\nu}}$ between the first and third generations. Contours for constant branching ratios of $\tau \rightarrow e\gamma$ are also shown, and each dashed line means the contour on which the branching ratio of $\tau \rightarrow e\gamma$ is 10^{-9} , 10^{-10} , 10^{-11} , and 10^{-12} , respectively. We take $\tan\beta = 3$ in the figure and other SUSY parameters are shown in TABLE I.

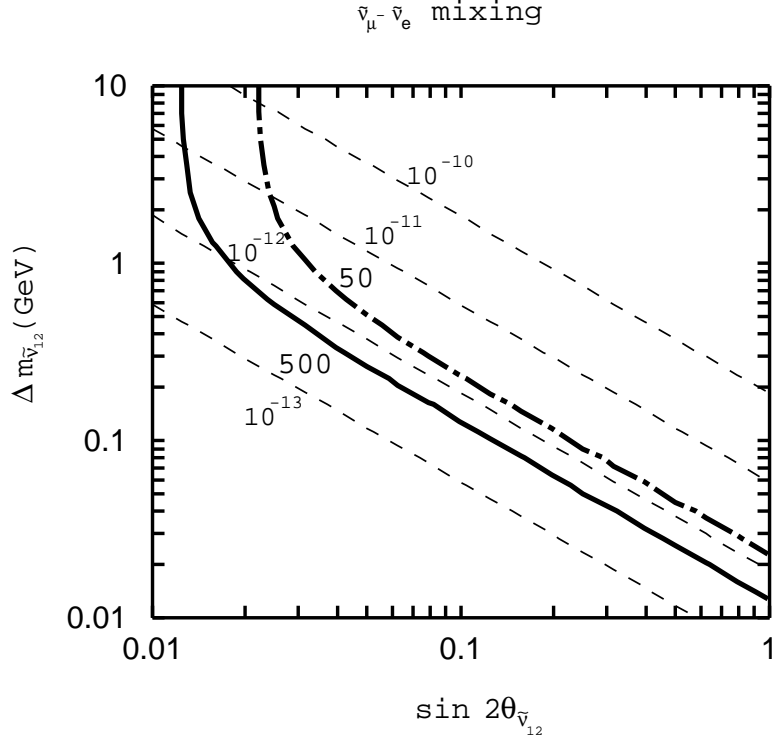


FIG. 4. Contours of 5σ discovery reaches by LC's with integrated luminosities $\mathcal{L} = 50\text{fb}^{-1}$ (dashed-dot contour) and $\mathcal{L} = 500\text{fb}^{-1}$ (solid contour) as functions of the mixing angle $\theta_{\tilde{\nu}_{12}}$ and the mass difference $\Delta m_{\tilde{\nu}_{12}}$ between the first and second generations. Contours for constant branching ratios of $\mu \rightarrow e\gamma$ are also shown, and each dashed line means the contour on which the branching ratio of $\mu \rightarrow e\gamma$ is $10^{-10}, 10^{-11}, 10^{-12}$, and 10^{-13} , respectively. We take $\tan\beta = 3$ in the figure and other SUSY parameters are shown in TABLE I.

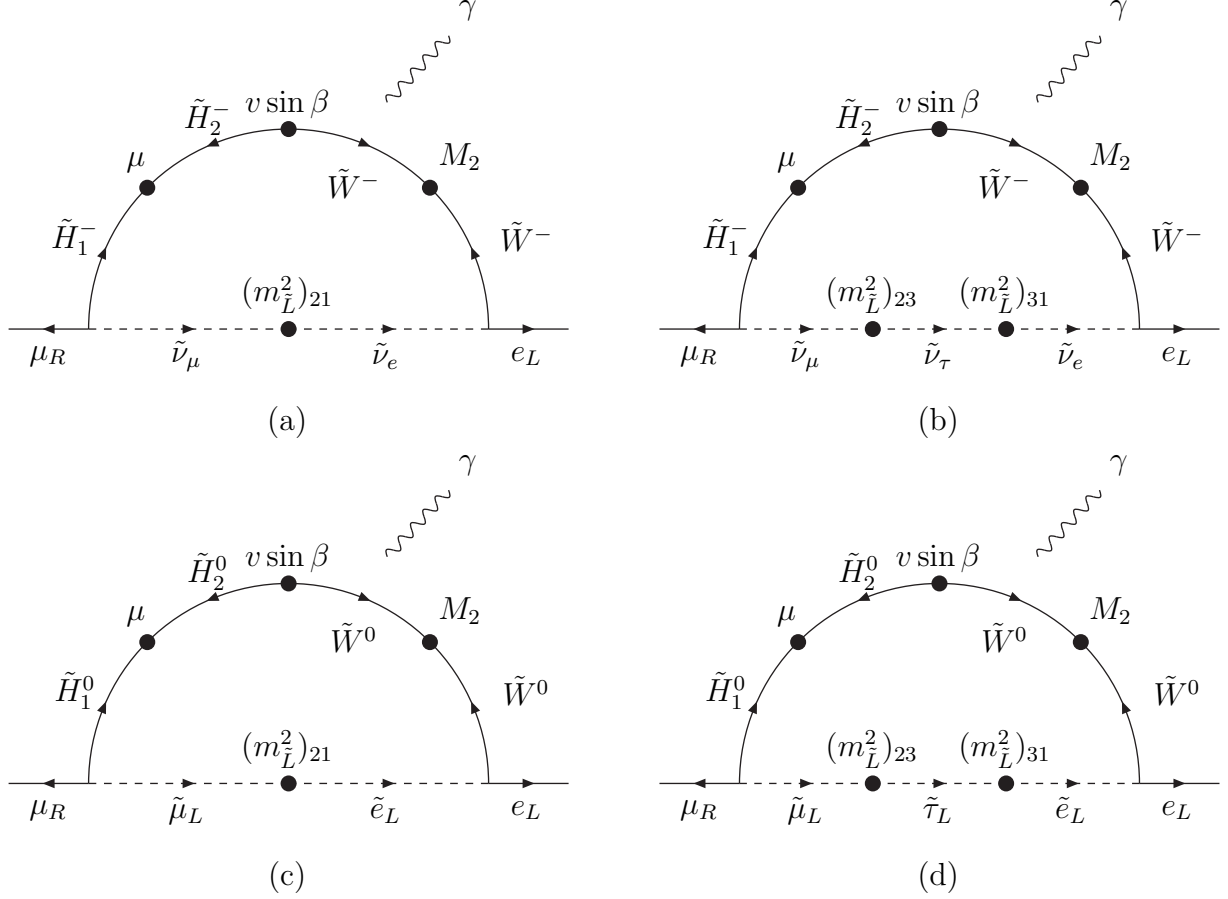


FIG. 5. Dominant Feynman diagrams in $\mu \rightarrow e \gamma$ decay when $\tan \beta \gtrsim 1$ and off-diagonal elements of the right-handed slepton soft mass matrix are negligibly small. In the diagrams, $(m_L^2)_{ij}$ denotes the (i, j) element of the left-handed slepton soft mass matrix. $\tilde{\tau}_L$, $\tilde{\mu}_L$ and \tilde{e}_L are the left-handed stau, smuon, and selectron, respectively, and $\tilde{\nu}_\tau$, $\tilde{\nu}_\mu$ and $\tilde{\nu}_e$ the tau sneutrino, the mu sneutrino and the electron sneutrino, respectively. \tilde{H}_1 and \tilde{H}_2 are Higgsino, and \tilde{W} W-ino. The symbol μ is the Higgsino mass. The arrows represent the chirality.

radiatively induced mixings

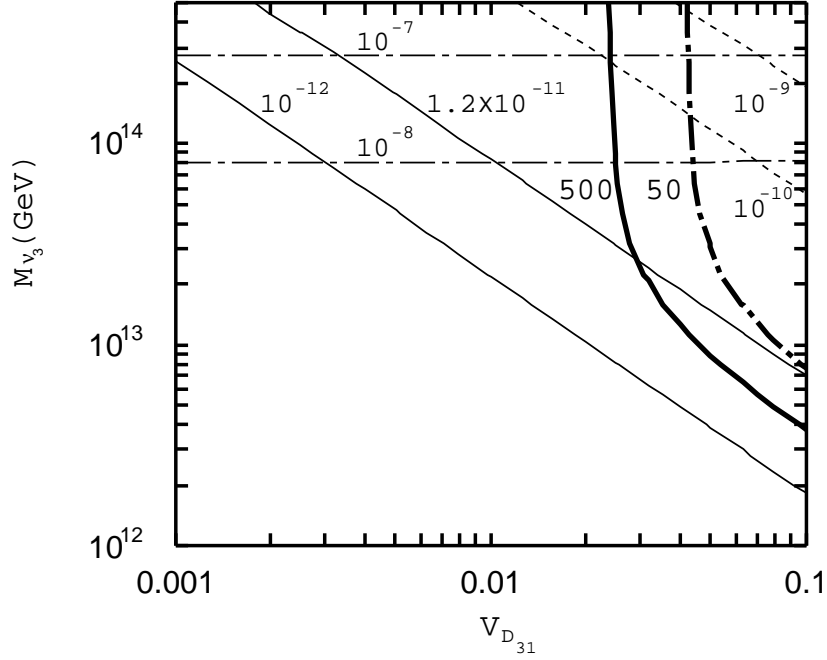


FIG. 6. Contours of 5σ discovery reaches in probing radiatively induced 13-mixing among left-handed sleptons by LC's with integrated luminosities $\mathcal{L} = 50\text{fb}^{-1}$ (thick dashed-dot contour) and $\mathcal{L} = 500\text{fb}^{-1}$ (thick solid contour) as functions of the third generation right-handed Majorana mass M_{ν_3} and the neutrino Dirac mass term mixing matrix element $V_{D_{31}}$. Here we have assumed that all the off-diagonal elements in the left-handed slepton mass matrix are radiatively induced via neutrino Yukawa couplings. In the figure we have taken $m_{\nu_\tau} = 0.07\text{eV}$ and $V_{D_{32}} = -0.71$ which are suggested by the atmospheric neutrino result. m_{ν_μ} and m_{ν_e} are neglected. Contours for constant branching ratios of $\mu \rightarrow e\gamma$ (thin solid lines), $\tau \rightarrow e\gamma$ (thin dotted lines), and $\tau \rightarrow \mu\gamma$ (thin dashed-dot lines) are also shown. Each thin solid line means the contour on which the branching ratio of $\mu \rightarrow e\gamma$ is 10^{-12} and 1.2×10^{-11} , respectively. The thin dotted lines mean the contours on which the branching ratio of $\tau \rightarrow e\gamma$ are 10^{-9} and 10^{-10} , respectively. The thin dashed-dot lines are the contours of the constant branching ratio of $\tau \rightarrow \mu\gamma$, 10^{-7} and 10^{-8} , respectively. We take $\tan\beta = 3$ in the figure and other SUSY parameters are shown in TABLE I.

TABLES

TABLE I. The sample SUSY parameters which we used in our numerical calculation. Masses are given in unit of GeV. We fix the lighter chargino mass ($m_{\tilde{\chi}_1^-}$) 100 GeV, the electron sneutrino mass ($m_{\tilde{\nu}_e}$) 180 GeV. Other parameters are determined by solving renormalization equations of the MSSM numerically, under an assumption of minimal SUGRA, such as universal scalar mass at the gravitational scale and the GUT relation on gaugino masses.

	$\tan \beta = 3$	$\tan \beta = 10$
$m_{\tilde{\chi}_1^0}$	56	58
$m_{\tilde{\chi}_2^0}$	105	103
$m_{\tilde{\chi}_1^-}$	100	100
$m_{\tilde{\nu}_e}$	180	180
$m_{\tilde{e}_L}$	194	197
$m_{\tilde{e}_R}$	165	170
μ	244	200

TABLE II. Branching ratios of three body decay of the lighter chargino and the second-lightest neutralino in sample parameter sets in TABLE I. (These values are taken from the work of Hisano et al. [11].)

	$\tan \beta = 3$	$\tan \beta = 10$
$\text{Br}(\tilde{\chi}_1^- \rightarrow 2jets \tilde{\chi}_1^0)$	0.63	0.65
$\text{Br}(\tilde{\chi}_1^- \rightarrow l^- \bar{\nu}_l \tilde{\chi}_1^0)$	0.12×3	0.12×3
$\text{Br}(\tilde{\chi}_2^0 \rightarrow 2jets \tilde{\chi}_1^0)$	0.23	0.49
$\text{Br}(\tilde{\chi}_2^0 \rightarrow l^+ l^- \tilde{\chi}_1^0)$	0.14×3	0.09×3
$\text{Br}(\tilde{\chi}_2^0 \rightarrow \nu_l \bar{\nu}_l \tilde{\chi}_1^0)$	0.12×3	0.08×3

TABLE III. Decay branching ratios of the left-handed sleptons. We take the mass difference $\Delta m_{\tilde{\nu}} = 1\text{GeV}$ and the mixing angle $\theta_{\tilde{\nu}} = 0$ between the sneutrinos of the first and the third generations. Other parameters are the same as in TABLE I. (These values are taken from the work of Hisano et al. [11].)

	$\tan \beta = 3$	$\tan \beta = 10$
$\text{Br}(\tilde{\mu}_L(\tilde{e}_L) \rightarrow \mu(e)\tilde{\chi}_1^0)$	0.05	0.08
$\text{Br}(\tilde{\mu}_L(\tilde{e}_L) \rightarrow \mu(e)\tilde{\chi}_2^0)$	0.39	0.41
$\text{Br}(\tilde{\mu}_L(\tilde{e}_L) \rightarrow \nu_\mu(\nu_e)\tilde{\chi}_1^-)$	0.56	0.51
$\text{Br}(\tilde{\tau}_L \rightarrow \tau\tilde{\chi}_1^0)$	0.06	0.12
$\text{Br}(\tilde{\tau}_L \rightarrow \tau\tilde{\chi}_2^0)$	0.38	0.38
$\text{Br}(\tilde{\tau}_L \rightarrow \nu_\tau\tilde{\chi}_1^-)$	0.56	0.50
$\text{Br}(\tilde{\nu}_\mu(\tilde{\nu}_e) \rightarrow \nu_\mu(\nu_e)\tilde{\chi}_1^0)$	0.30	0.26
$\text{Br}(\tilde{\nu}_\mu(\tilde{\nu}_e) \rightarrow \nu_\mu(\nu_e)\tilde{\chi}_2^0)$	0.14	0.15
$\text{Br}(\tilde{\nu}_\mu(\tilde{\nu}_e) \rightarrow \mu(e)\tilde{\chi}_1^-)$	0.56	0.59
$\text{Br}(\tilde{\nu}_\tau \rightarrow \nu_\tau\tilde{\chi}_1^0)$	0.30	0.26
$\text{Br}(\tilde{\nu}_\tau \rightarrow \nu_\tau\tilde{\chi}_2^0)$	0.14	0.15
$\text{Br}(\tilde{\nu}_\tau \rightarrow \tau\tilde{\chi}_1^-)$	0.56	0.59