

ITEP-11/00

March 2000

On decay of large amplitude bubble of disoriented chiral condensate

T. I. BELOVA

*Institute of Theoretical and Experimental Physics,
B.Chermushkinskaya, 25, Moscow, 117259, Russia*

V. A. GANI*

*Moscow State Engineering Physics Institute (Technical University),
Kashirskoe shosse, 31, Moscow, 115409, Russia
and*

Institute of Theoretical and Experimental Physics, Russia

A. E. KUDRYAVTSEV [†]

Institute of Theoretical and Experimental Physics, Russia

Abstract

The time evolution of initially formed large amplitude bubble of disoriented chiral condensate (DCC) is studied. It is found that the evolution of this object may have a relatively long pre-decay stage. Simple explanation of such delay of the DCC bubble decay is given. This delay is related to the existence of the approximate solutions of multi-soliton type of the corresponding radial sine-Gordon equation in (3+1) dimensions at large bubble radius.

*E-mail: gani@heron.itep.ru

[†]E-mail: kudryavt@heron.itep.ru

In our previous paper [1] we discussed the time evolution of initially formed DCC bubbles in the simplified chiral two-component classical sigma-model ($\sigma^2 + \pi^2 = f_\pi^2$). In such model it is convenient to introduce a new field variable ϕ : $\pi = f_\pi \sin \phi$, $\sigma = f_\pi \cos \phi$. The equation of motion in terms of ϕ , studied in Ref. [1], has the form

$$\phi_{tt} - \phi_{rr} - \frac{2}{r}\phi_r + \frac{m^2}{n} \sin(n\phi) = 0, \quad (1)$$

where $\phi \in [0, 2\pi]$, m is the mass of the field ϕ and n is integer. If $m = 0$, we get the case of unbroken chiral symmetry. If $m \neq 0$, the chiral symmetry is broken. In the case $n = 1$ the theory has the only vacuum state at $\phi = 0$. In terms of the field variable ϕ the bubble of DCC corresponds to the following field configuration: everywhere inside the spherical symmetrical domain $\phi = \text{const} \neq 0$; everywhere outside this domain $\phi \equiv 0$ (true vacuum, i.e. $\langle \sigma \rangle = 1$, $\langle \pi \rangle = 0$). The decay of DCC bubble in the model with $n = 1$ leads finally to the formation of a breather-like solution [1, 2], located at the center of the initial bubble. Formation of a long-living breather solution is a typical phenomenon for a wide class of nonlinear systems including one described by Eq. (1). It is worth to mention that, because of nonlinearity of the problem, the mean life-time of large amplitude DCC bubbles significantly exceeds one of linearized DCC systems with external sources, see, e.g. Ref. [3].

The case $n \geq 2$ corresponds to the theory with n degenerate vacua at $\phi = 0, 2\pi/n, 4\pi/n, \dots, 2(n-1)\pi/n$. As it was demonstrated in Ref. [1], the evolution picture of DCC bubbles in this case depends crucial on the initial amplitude. The case of small amplitude also leads to the formation of a breather-like solution. But initially formed bubble of large amplitude behaves in a different way which is characterized by rather long pre-decay stage with relatively low radiation. This first stage of evolution consists in splitting of the shell of the initial bubble into several concentric shells of smaller amplitudes. The next step is the interaction of these shells. To the end we observed emission of the main part of the initial energy of the bubble in the form of waves of small amplitude followed by formation of a long-living localized breather-like solution in the center. This rather complicated picture may be called the delayed decay of DCC bubble. In this paper we continue studying the process of DCC bubble decay for the special initial conditions

$$\phi(r, 0) = \frac{2\pi}{1 + (r/r_0)^K}, \quad \phi_t(r, 0) \equiv 0, \quad (2)$$

where K is a large and positive number, in our calculations we assign $K = 20$. As it was discussed in Ref. [1], the evolution picture of the initial bubble depends crucial on dimensionless parameter $\xi = mr_0$. In the case of small $\xi < \xi_{cr} \sim 2$ in the model with $n = 2$ we observed a prompt decay of DCC bubbles followed by formation of a breather-like solution. But for $\xi > \xi_{cr}$ we observed splitting of 2π -shell of the initial bubble into a pair of concentric 1π -shells. The transition from prompt decay to delayed decay is clearly seen in Fig. 1. In this Figure we give the energy flux through the sphere of radius $R > r_0$ in units of the total energy at two typical

moments of time as a function of the parameter ξ . As it is seen from Fig. 1, at $\xi < \xi_{cr}$ the main part of the released energy is emitted from the region of the bubble during a relatively short period $T < 50$ (in dimensionless units). But at $\xi > \xi_{cr}$ we observed that only some part of the released energy is emitted from the region of the bubble during the same period of time. This phenomenon we call the delayed decay of DCC bubble. In Fig. 2 we give pictures of the field configurations ($n = 2$, $\xi = 10$) at some typical moments of time t_i . As it is seen from Fig. 2, further evolution of the split 1π -shells leads to their secondary interaction. This interaction is of repulsive character and it takes place if their radii coincide. After several collisions of 1π -shells the total configuration transforms into a localized breather-like solution at the center of the initial bubble.

The qualitative explanation of the observed splitting of 2π -boundary of the initial bubble (2) into a pair of concentric 1π -shells may be the following. Assume, that for sufficiently large radius r_0 of the bubble the term $\frac{2}{r} \frac{\partial \phi}{\partial r}$ in the left-hand side of Eq. (1) is getting inessential and may be dropped. Making so, we get from Eq. (1) the one-dimensional sine-Gordon equation on semi-axis $0 \leq r < \infty$. Solutions of this equation at large r look like solutions of the integrable sine-Gordon equation. Multi-soliton solutions of the one-dimensional sine-Gordon equation may be obtained analytically. In particular, the double-soliton solution for $n = 2$ looks like [5]

$$\phi(x, t) = 2 \arctan \left(\frac{v \sinh (mx/\sqrt{1-v^2})}{\cosh (mt/\sqrt{1-v^2})} \right), \quad (3)$$

where v is the solitons' velocity at the infinity. At an arbitrary moment of time t this solution looks as a superposition of two solitons with the integral of motion

$$\phi(+\infty, t) - \phi(-\infty, t) \equiv 2\pi,$$

called "topological charge". At $t = 0$ solution (3) is a 2π -jump of characteristic size $x_{char} \sim \sqrt{1-v^2}/mv$. In the relativistic limit $(1-v) \ll 1$ the size x_{char} is small, $x_{char} \ll m^{-1}$. Because of similarity of shapes of both the initial condition (2) at $K \gg 1$ and the solution (3) at $t = 0$ in the relativistic case, the time evolution of both solutions should also be similar at least at small positive t . Looking at solution (3) at $t > 0$, we get that 2π -kink splits into a pair of 1π -kinks moving in opposite directions. Just the same happens at $t > 0$ with the solution of Eq. (1) with initial conditions (2). So, we conclude that 3-dimensional 2π -shell behaves like the double-kink solution (3) at least for small positive t .

Further evolution of both separated 1π -shells looks differently. The internal 1π -bubble behaves as the usual large amplitude bubble in the model with $n = 1$, studied long ago by Bogolubsky and Makhankov [4], see also Review [6]. It shrinks and expands again, emitting part of its energy. The external 1π -shell expands, then stops and goes back. The maximal radius of this 1π -shell may be estimated from the simple energy conservation consideration. The dynamics of both shells is illustrated by pictures of Fig. 2. The splitting of the initial shell

into several separated shells is better seen from pictures of the radial field energy density $\varepsilon(r)$ shown in Fig. 3. Notice, that $\varepsilon(r)$ is related with the total energy by $E = \int \varepsilon(r) dr$.

We also observed analogous splitting of 2π -shell (2) in the model with $n = 3$. In this case the initial 2π -shell splits into two shells of amplitudes $2\pi/3$ and $4\pi/3$, and some time later $4\pi/3$ -shell splits into a pair of $2\pi/3$ -shells. In further evolution all these $2\pi/3$ -shells interact. Corresponding field configurations and radial energy densities at some typical moments of time are shown in Figs. 4 and 5.

Notice, that skipped term $\frac{2}{r} \frac{\partial \phi}{\partial r}$ in Eq. (1) has an essential influence on the evolution of solutions. In particular, it is responsible for instability of the bubble with respect to collapse. To study such configurations it is convenient to apply the effective Lagrangian method. The spherical symmetrical bubble collapse in the $\lambda\phi^4$ -theory was analyzed by this method for the first time in the thin wall approximation in paper [7], see also [8]. In the nearest future we are planning to discuss the form of effective Lagrangian and the corresponding equations of motion for multi-shell configurations studied in the present paper.

In conclusion it is worth to stress again, that the observed splitting of the initial shell of DCC bubble of large size and large amplitude leads to essential prolongation of its mean life-time. That is why the emission of waves from the region of DCC looks not as an instant but as a rather long process. The main reason of this prolongation of mean life-time is in nonlinearity of decay process.

Acknowledgments

This work was supported in part by the Russian Foundation for Basic Research under grants No 98-02-17316 and No 96-15-96578. The work of V. A. Gani was also supported by the INTAS Grant No 96-0457 within the research program of the International Center for Fundamental Physics in Moscow.

Figure captions

Fig. 1. Energy flux (in units of total energy), that had passed through the sphere of radius $R = 20$ to the moment of time T , as a function of dimensionless parameter ξ .

Fig. 2. Typical field configurations at some moments of time t_i in the model with $n = 2$.

Fig. 3. Radial energy densities corresponding to the field configurations of Fig. 2.

Fig. 4. Typical field configurations at some moments of time t_i in the model with $n = 3$.

Fig. 5. Radial energy densities corresponding to the field configurations of Fig. 4.

References

- [1] V. A. Gani, A. E. Kudryavtsev, T. I. Belova, *Yad. Fiz.*, vol. **62**, p. 956 (1999). [*Phys. of Atom. Nucl.*, vol. **62**, p. 895 (1999).]
- [2] J. Hormuzdiar, S. Hsu, *Phys. Rev. C*, vol. **59**, p. 889 (1999).
- [3] G. Amelino-Camelia, J. D. Bjorken, S. E. Larsson, *Phys. Rev. D*, vol. **56**, p. 6942 (1997).
- [4] I. L. Bogolubsky, V. G. Makhankov, *Pisma v Zh. Exp Teor. Fiz.*, vol. **25**, p. 120 (1977). [*JETP Lett.*, vol. **25**, p. 107 (1977).]
- [5] R. Rajaraman, *Solitons and instantons. An introduction to solitons and instantons in quantum field theory*, North-Holland Publishing Company, 1982.
- [6] T. I. Belova, A. E. Kudryavtsev, *Usp. Fiz. Nauk*, vol. **167**, p. 377 (1997). [*Physics-Uspekhi*, vol. **40**, p. 359 (1997).]
- [7] Ya. B. Zeldovich, I. Yu. Kobzarev, L. B. Okun, *Zh. Exp. Teor. Fiz.*, vol. **67**, p. 3 (1974).
- [8] M. B. Voloshin, I. Yu. Kobzarev, L. B. Okun, *Yad. Fiz.*, vol. **20**, p. 1229 (1974).

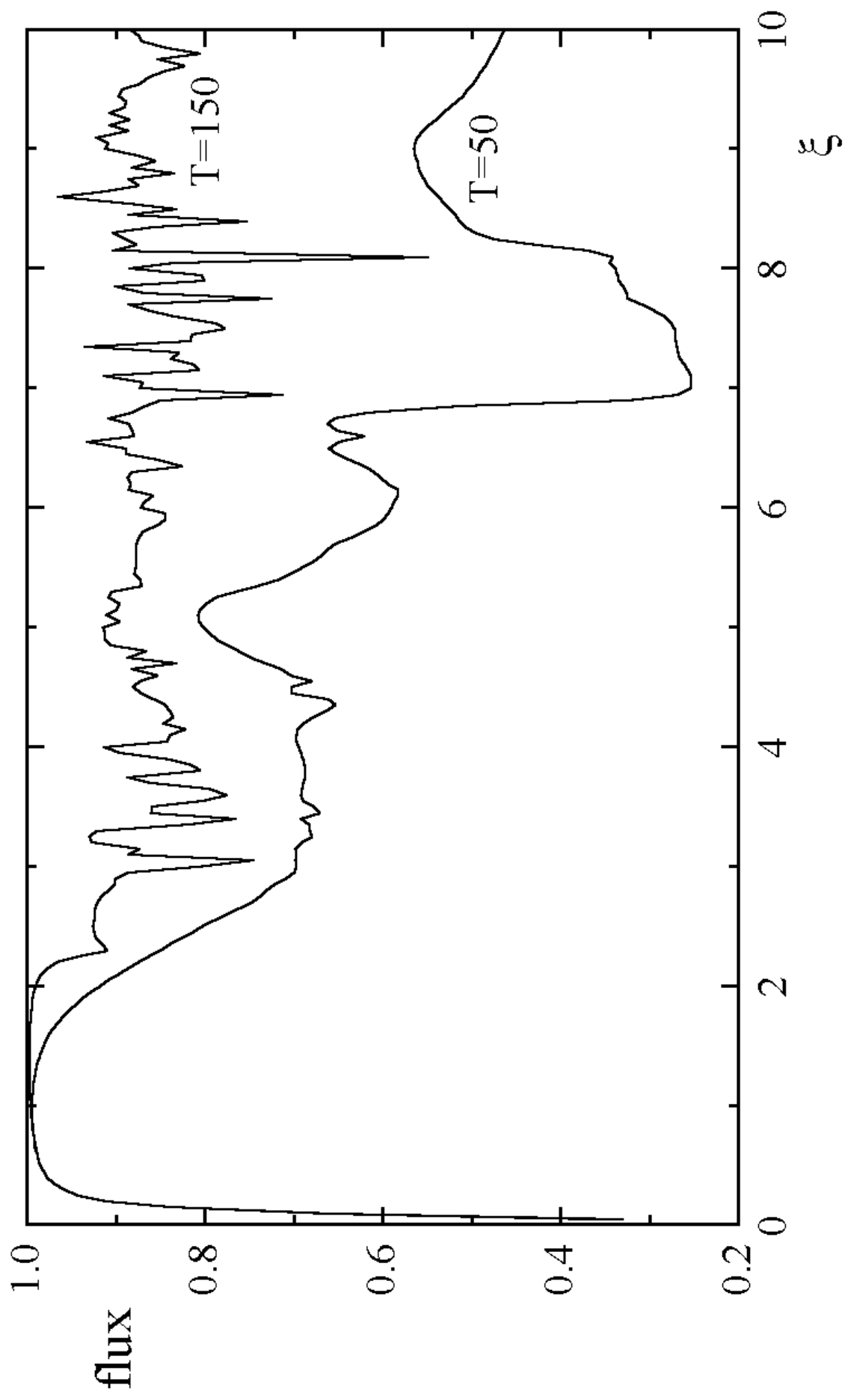


Fig. 1

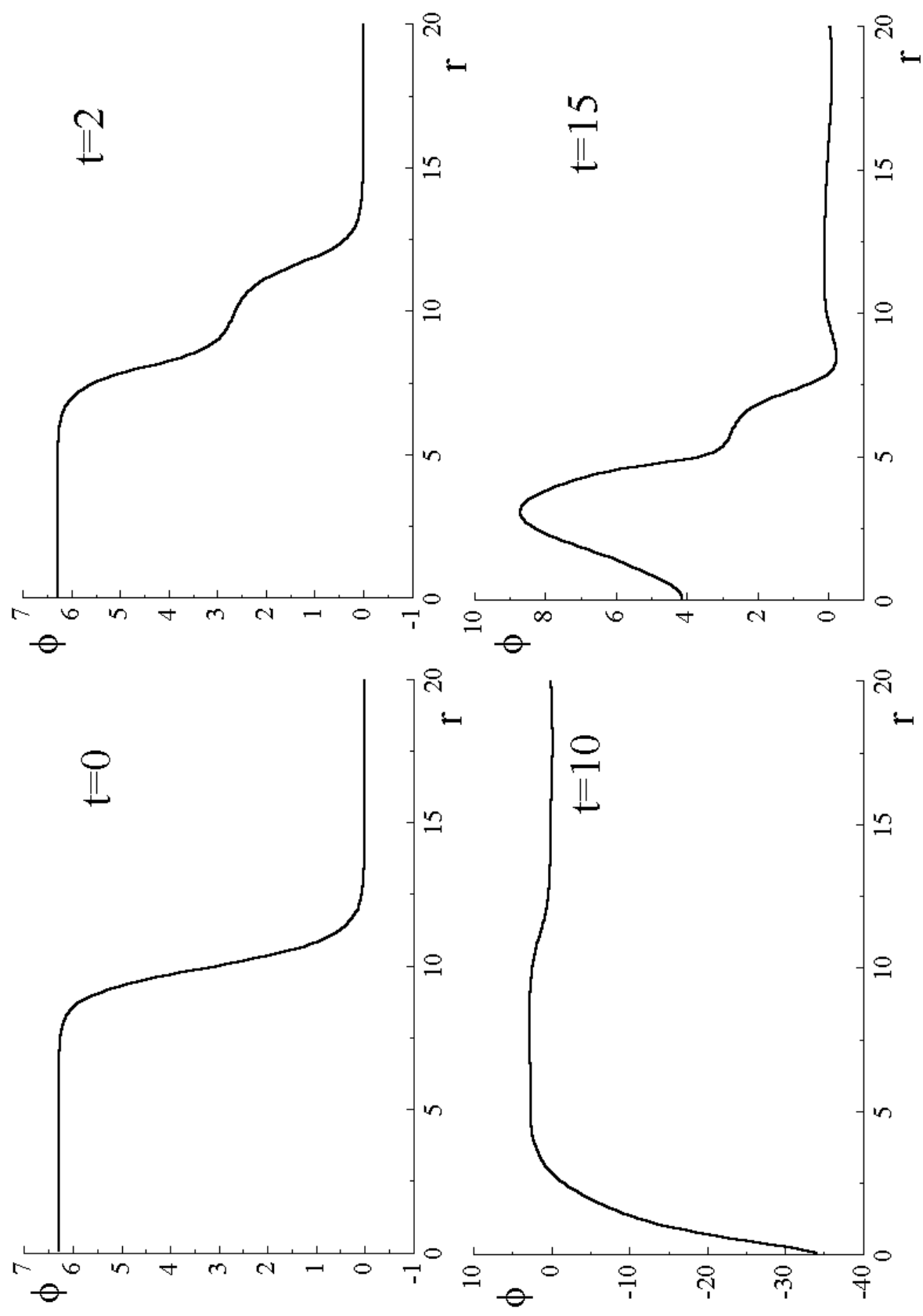


Fig. 2

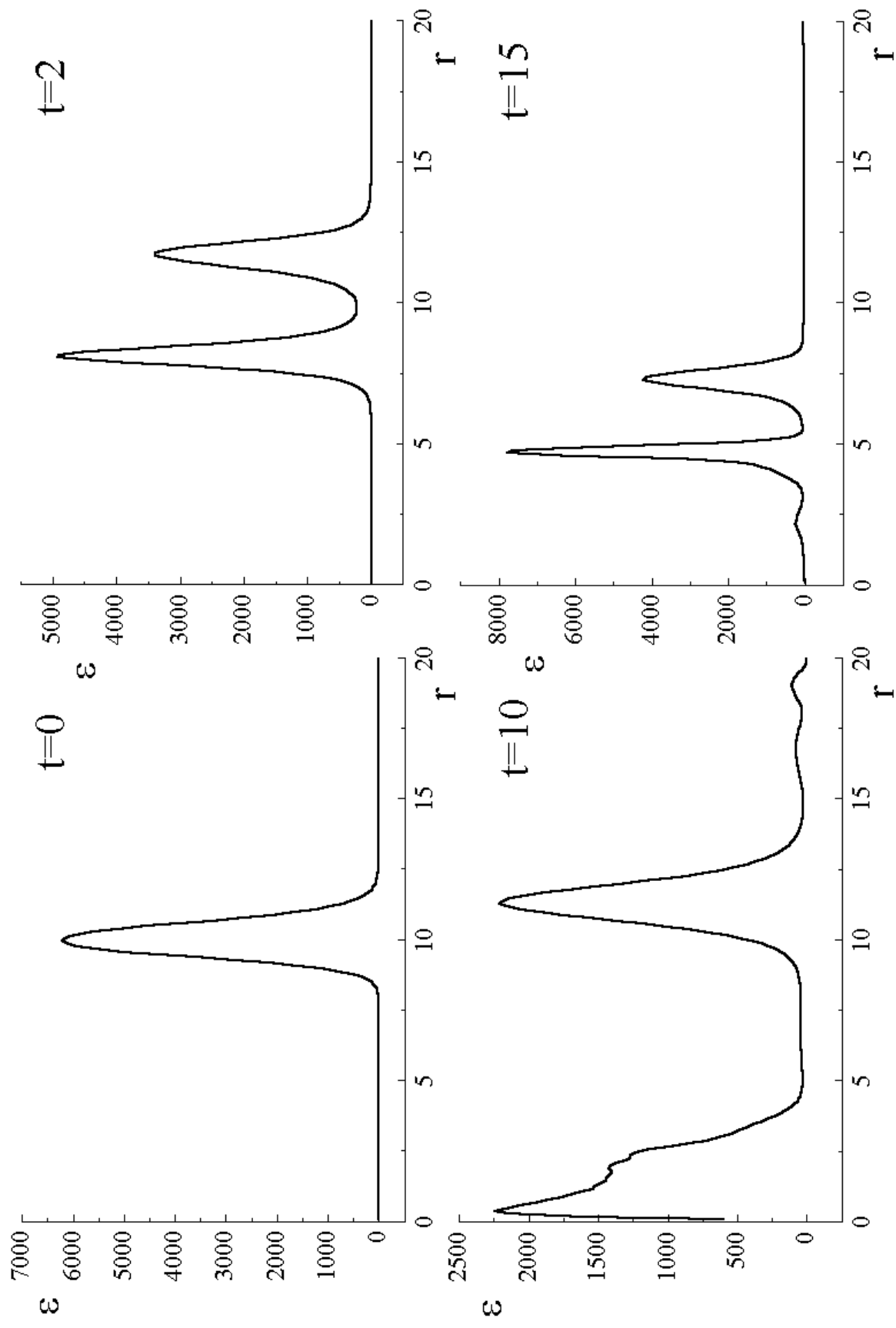


Fig. 3

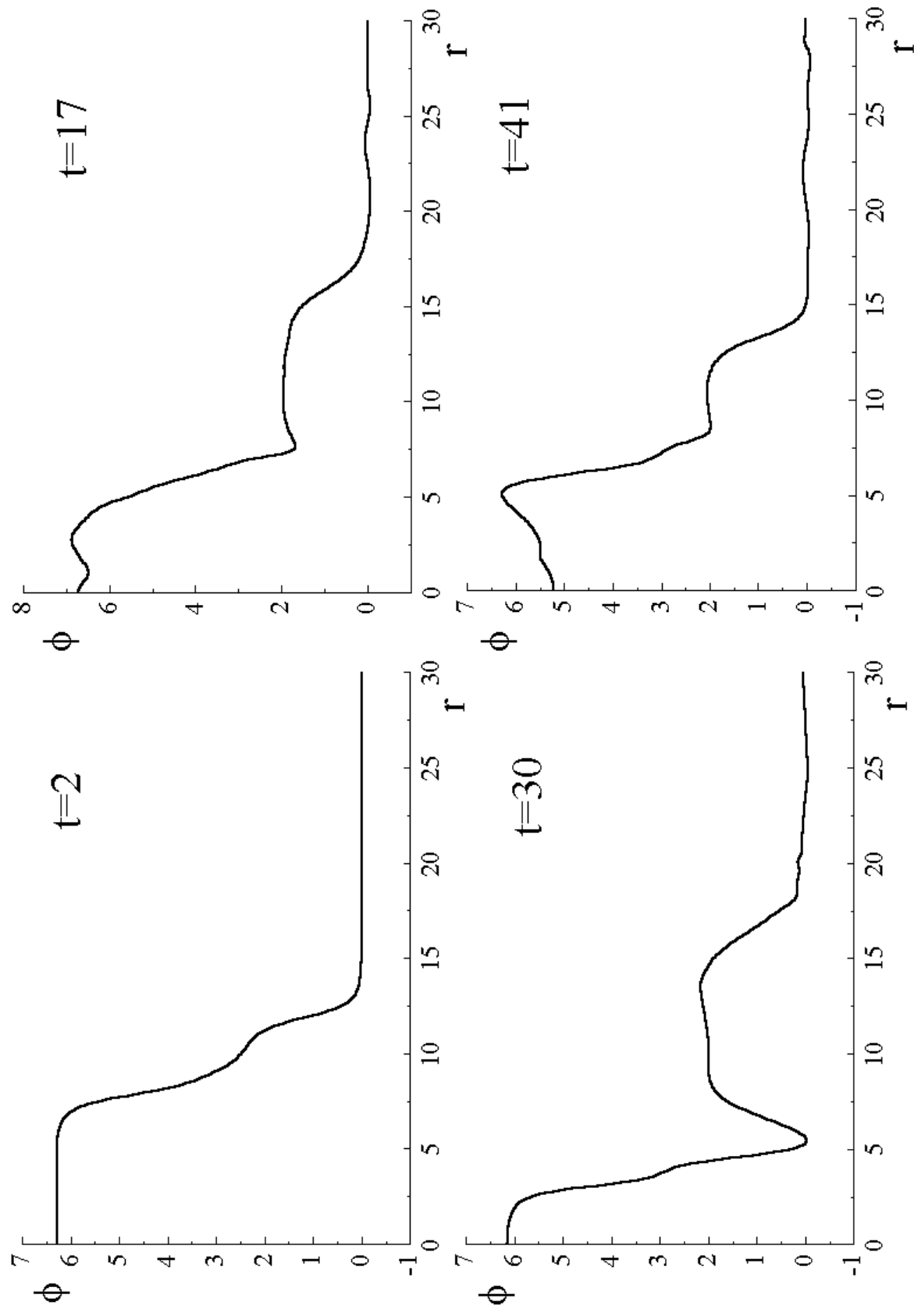


Fig. 4

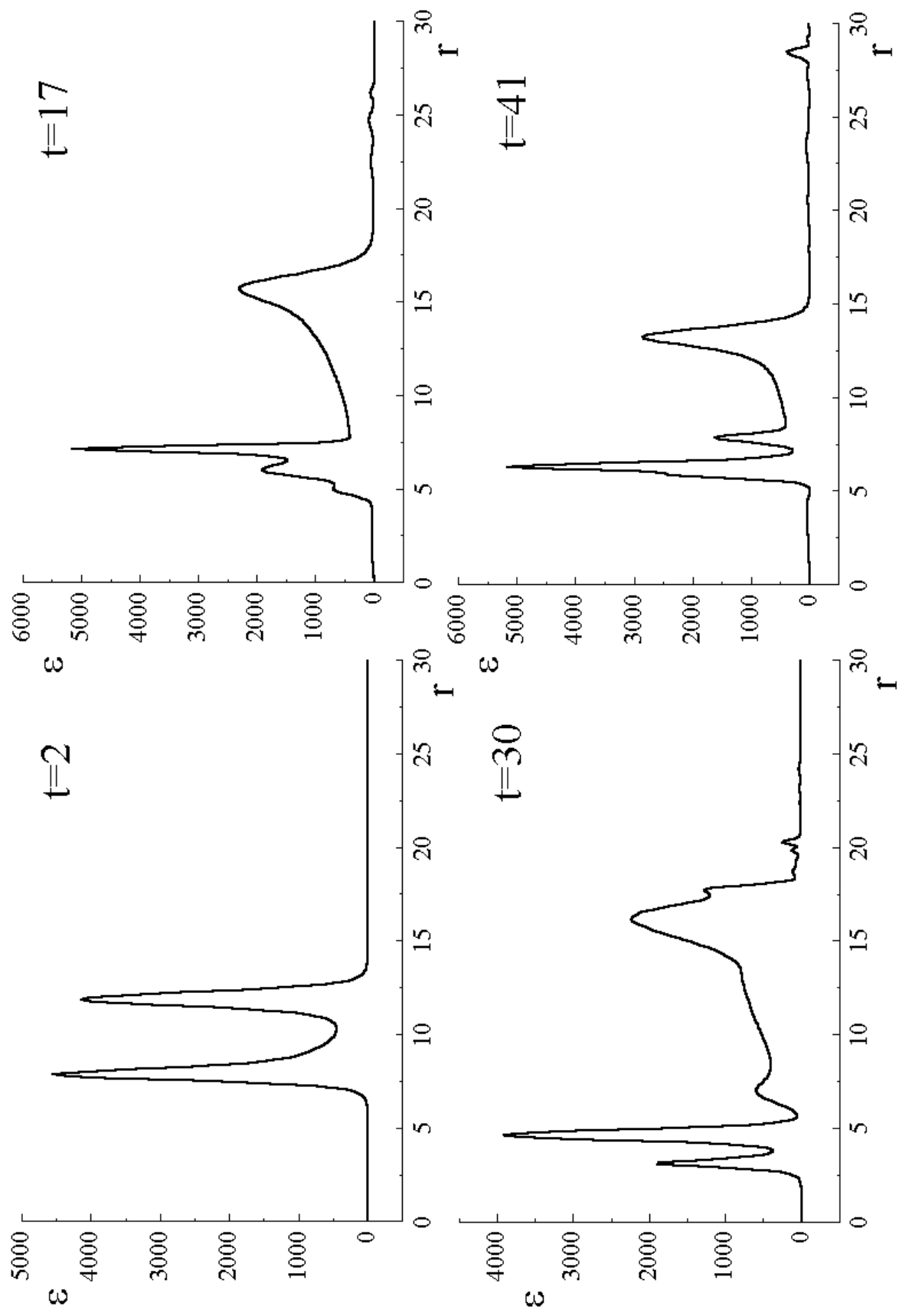


Fig. 5