

Parton densities for heavy quarks

J. Smith^{a*}

^aC.N. Yang Institute for
Theoretical Physics,
SUNY at Stony Brook ,
Stony Brook, NY 11794-3840

We compare parton densities for heavy quarks.

Reactions with incoming heavy (c,b) quarks are often calculated with heavy quark densities just like those with incoming light mass (u,d,s) quarks are calculated with light quark densities. The heavy quark densities are derived within the framework of the so-called zero-mass variable flavor number scheme (ZM-VFNS). In this scheme these quarks are described by massless densities which are zero below a specific mass scale μ . The latter depends on m_c or m_b . Let us call this scale the matching point. Below it there are n_f massless quarks described by n_f massless densities. Above it there are $n_f + 1$ massless quarks described by $n_f + 1$ massless densities. The latter densities are used to calculate processes with a hard scale $M \gg m_c, m_b$. For example in the production of single top quarks via the weak process $q_i + b \rightarrow q_j + t$, where q_i, q_j are light mass quarks in the proton/antiproton, one can argue that $M = m_t$ should be chosen as the large scale and m_b can be neglected. Hence the incoming bottom quark can be described by a massless bottom quark density.

The generation of these densities starts from the solution of the evolution equations for n_f massless quarks below the matching point. At and above this point one solves the evolution equations for $n_f + 1$ massless quarks. However in contrast to the parameterization of the x -dependences of the light quarks and gluon at the initial starting scale, the x dependence of the heavy quark density at the matching point is fixed. In perturbative QCD it is defined by convolutions of the densities for the n_f quarks and the gluon with specific operator matrix elements (OME's), which are now known up to $O(\alpha_s^2)$ [1]. These matching conditions determine both the ZM-VFNS density and the other light-mass quark and gluon densities at the matching points. Then the evolution equations determine the new densities at larger scales. The momentum sum rule is satisfied for the $n_f + 1$ quark densities together with the corresponding gluon density.

*Work supported in part by the NSF grant PHY-9722101

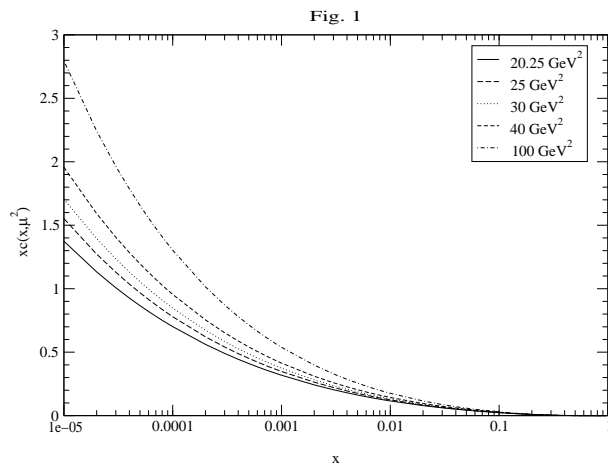


Figure 1. The charm quark density $x c_{\text{NNLO}}(5, x, \mu^2)$ in the range $10^{-5} < x < 1$ for $\mu^2 = 20.25, 25, 30, 40$ and 100 in units of $(\text{GeV}/c^2)^2$.

Parton density sets contain densities for charm and bottom quarks, which generally directly follow this approach or some modification of it. The latest CTEQ densities [2] use $O(\alpha_s)$ matching conditions. The x dependencies of the heavy c and b-quark densities are zero at the matching points. The MRST densities [3] have more complicated matching conditions designed so that the derivatives of the deep inelastic structure functions F_2 and F_L with regard to Q^2 are continuous at the matching points. Recently we have provided another set of ZM-VFNS densities [4], which are based on extending the GRV98 three-flavor densities in [5] to four and five-flavor sets. GRV give the formulae for their LO and NLO three flavor densities at very small scales. They never produced a c-quark density but advocated that charm quarks should only exist in the final state of production reactions, which should be calculated from NLO QCD with massive quarks as in [6]. We have evolved their LO and NLO densities across the matching point $\mu = m_c$ with $O(\alpha_s^2)$ matching conditions to provide LO and NLO four-flavor densities containing massless c-quark den-

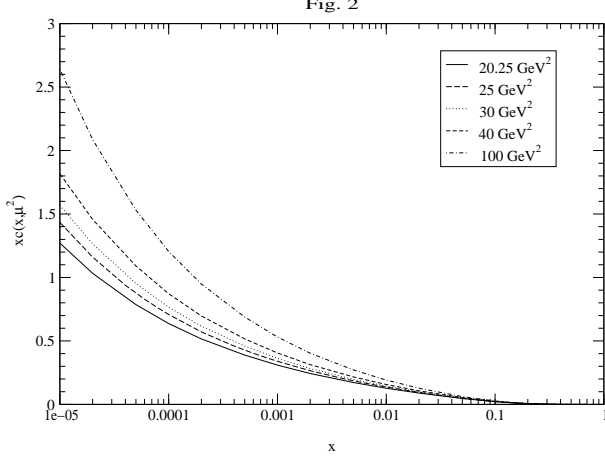


Figure 2. Same as Fig.1 for the NLO results from MRST98 set 1

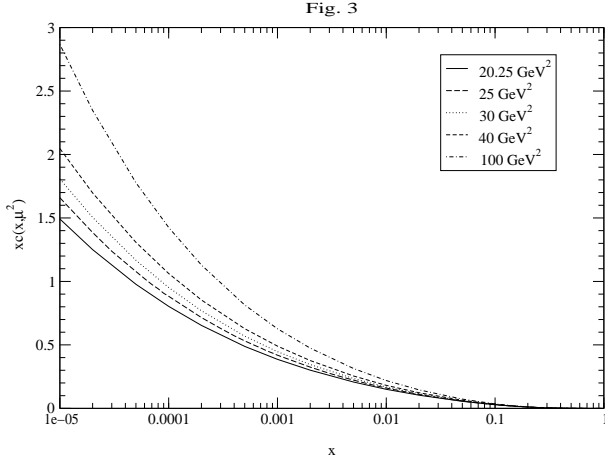


Figure 3. Same as Fig.1 for the NLO results from CTEQ5HQ.

sities. Then these LO and NLO densities were evolved between $\mu = m_c$ and $\mu = m_b$ with four-flavor LO and NLO splitting functions. At this new matching point the LO and NLO four-flavor densities were then convoluted with the $O(\alpha_s^2)$ OME's to form five-flavor sets containing massless b-quarks. These LO and NLO densities were then evolved to higher scales with five-flavor LO and NLO splitting functions. Note that the $O(\alpha_s^2)$ matching conditions should really be used with NNLO splitting functions to produce NNLO density sets. However the latter splitting functions are not yet available, so we make the approximation of replacing the NNLO splitting functions with NLO ones.

In this short report we would like to compare the charm and bottom quark densities in the CS, MRS and CTEQ sets. We concentrate on the five-flavor densities, which are more important for Tevatron physics.

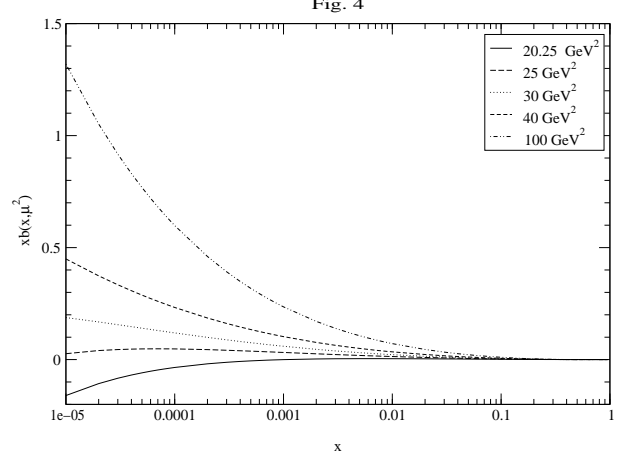


Figure 4. The bottom quark density $xb_{\text{NNLO}}(5, x, \mu^2)$ in the range $10^{-5} < x < 1$ for $\mu^2 = 20.25, 25, 30, 40$ and 100 in units of $(\text{GeV}/c^2)^2$.

In the CS set they start at $\mu^2 = m_b^2 = 20.25 \text{ GeV}^2$. At this scale the charm densities in the CS, MRST98 (set 1) and CTEQ5HQ sets are shown in Figs.1,2,3 respectively. Since the CS charm density starts off negative for small x at $\mu^2 = m_c^2 = 1.96 \text{ GeV}^2$ it evolves less than the corresponding CTEQ5HQ density. At larger μ^2 all the CS curves in Fig.1 are below those for CTEQ5HQ in Fig.3 although the differences are small. In general the CS c-quark densities are more equal to those in the MRST (set 1) in Fig.2.

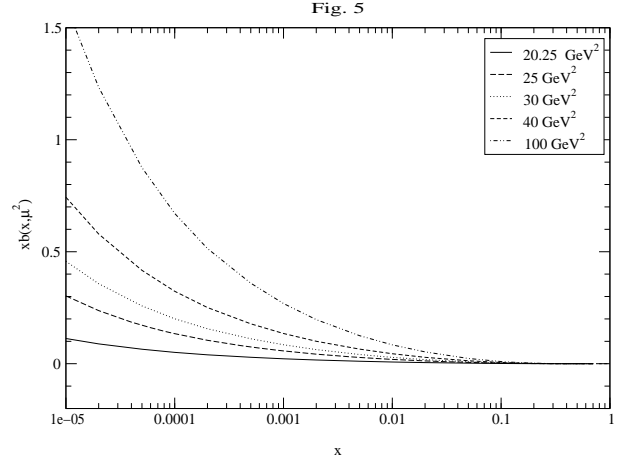


Figure 5. Same as Fig.4 for the NLO results from MRST98 set 1.

At the matching point $\mu^2 = 20.25 \text{ GeV}^2$ the b-quark density also starts off negative at small x as can be seen in Fig.4, which is a consequence of the explicit form of the OME's in [1]. At $O(\alpha_s^2)$ the OME's have non-

logarithmic terms which do not vanish at the matching point and yield a finite function in x , which is the boundary value for the evolution of the b-quark density. This negative start slows down the evolution of the b-quark density at small x as the scale μ^2 increases. Hence the CS densities at small x in Fig.4 are smaller than the MRST98 (set 1) densities in Fig.5 and the CTEQ5HQ densities in Fig.6 at the same values of μ^2 . The differences between the sets are still small, of the order of five percent at small x and large μ^2 . Hence it should not really matter which set is used to calculate cross sections for processes involving incoming b-quarks at the Tevatron.

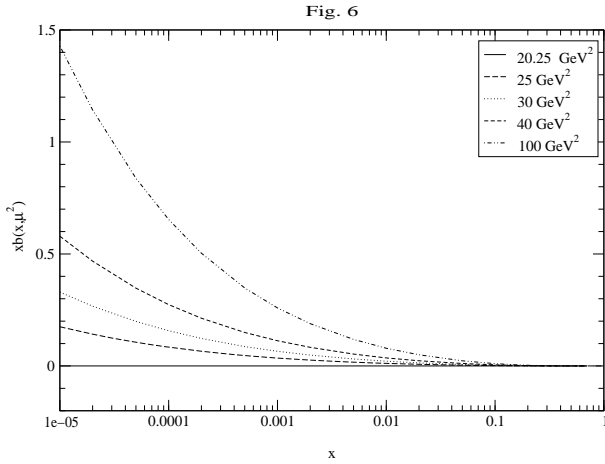


Figure 6. Same as Fig.4 for the NLO results from CTEQ5HQ.

We suspect that the differences between these results for the heavy c and b-quark densities are primarily due to the different gluon densities in the three sets rather than the effects of the different boundary conditions. This could be checked theoretically if both LO and NLO three-flavor sets were provided by MRST and CTEQ at small scales. Then we could rerun our programs to generate sets with $O(\alpha_s^2)$ boundary conditions. However these inputs are not available. We note that CS uses the GRV98 LO and NLO gluon densities, which are rather steep in x and generally larger than the latter sets at the same values of μ^2 . Since the discontinuous boundary conditions suppress the charm and bottom densities at small x , they enhance the gluon densities in this same region (in order that the momentum sum rules are satisfied). Hence the GRV98 three flavour gluon densities and the CS four and five flavor gluon densities are generally significantly larger than those in MRST98 (set 1) and CTEQ5HQ. Unfortunately experimental data are not yet precise enough

to decide which set is the best one. We end by noting that all these densities are given in the $\overline{\text{MS}}$ scheme.

REFERENCES

1. M. Buza, Y. Matiounine, J. Smith, W.L. van Neerven, Eur. Phys. J. **C1**, 301 (1998).
2. H.L. Lai, J. Huston, S. Kuhlmann, J. Morfin, F. Olness, J. Owens, J. Pumplin, W.K. Tung, hep-ph/9903282.
3. A.D. Martin, R.G. Roberts, W.J. Stirling and R. Thorne, Eur. Phys. J. **C4**, 463 (1998).
4. A. Chuvakin, J. Smith, hep-ph/9911504, to be published in Phys. Rev. D.
5. M. Glück, E. Reya and A. Vogt, Eur. Phys. J. **C5**, 461 (1998).
6. E. Laenen, S. Riemersma, J. Smith and W.L. van Neerven, Nucl. Phys. **B392**, 162 (1993); *ibid.* 229 (1993); S. Riemersma, J. Smith and W.L. van Neerven, Phys. Lett. **B347**, 43 (1995); B.W. Harris and J. Smith, Nucl. Phys. **B452**, 109 (1995).