

Features of particle multiplicities and strangeness production in central heavy ion collisions between $1.7A$ and $158A$ GeV/ c .

F. Becattini

*Università di Firenze and INFN Sezione di Firenze,
Largo E. Fermi 2, I-50125, Florence, Italy*

J. Cleymans

*Department of Physics, University of Cape Town,
Rondebosch 7701, Cape Town, South Africa*

A. Keränen, E. Suhonen

*Department of Physical Sciences, University of Oulu,
FIN-90571 Oulu, Finland*

K. Redlich

*Institute of Theoretical Physics, University of Wroclaw,
PL-50204 Wroclaw, Poland.*

Abstract

A systematic study is performed of fully integrated particle multiplicities in central Au–Au and Pb–Pb collisions at beam momenta of $1.7A$ GeV, $11.6A$ GeV (Au–Au) and $158A$ GeV (Pb–Pb) by using a statistical-thermal model. The close similarity of the colliding systems makes it possible to study heavy ion collisions under definite initial conditions over a range of centre-of-mass energies covering more than one order of magnitude. In order to further study the behaviour of strangeness production, an updated study of Si–Au collisions at $14.6A$ GeV is also presented. The data analysis has been performed with two completely independent numerical algorithms giving closely consistent results. We conclude that a thermal model description of particle multiplicities, with additional strangeness suppression, is possible for each energy. The degree of chemical equilibrium of strange particles and the relative production of strange quarks with respect to u and d quarks are higher than in e^+e^- , pp and $p\bar{p}$ collisions at comparable and even at lower energies. The behaviour of strangeness production as a function of centre-of-mass energy and colliding system is presented and discussed. The average energy per hadron in the comoving frame is close to 1 GeV per hadron despite the fact that the energy increases more than 10-fold.

1 Introduction

After scouring results from relativistic heavy ion collisions at many different energies over several years ([1]) some common traits are starting to emerge. Indeed, statistical-thermal models have proved to be able to reproduce relative particle multiplicities in a satisfactory manner by using two or three relevant parameters: temperature, baryon chemical potential and a possible strange-quark suppression parameter, γ_s [2]. Such an analysis has been performed by many authors for heavy ion collisions data from CERN SPS, from Brookhaven AGS and also from GSI SIS. In this paper we present a simultaneous analysis of data from several different collisions, with emphasis on the similarity of the colliding system in order to study the behaviour of parameters as a function of centre-of-mass energy within one framework. Hence, we have focussed our attention on central Au–Au collisions at beam momenta of $1.7A$ GeV (SIS) [3], $11.6A$ GeV (AGS) [4] and on central Pb–Pb collisions at $158A$ GeV (SPS) beam momentum [5]. As far as the choice of data (and, consequently, colliding system) is concerned, our leading rule is the availability of full phase space integrated multiplicity measurements because a pure statistical-thermal model analysis of particle yields, without any consideration of dynamical effects, *may* apply only in this case [6]. Such data, however, exist only in a few cases and whenever legitimate we have extrapolated spectra measured in a limited rapidity window to full phase space. The use of extrapolations is more correct than using data over limited intervals of rapidity, especially in the framework of a purely statistical-thermal analysis without a dynamical model. Moreover, the usually employed requirement of zero strangeness ($S = 0$) demands fully integrated multiplicities because strangeness does not need to vanish in a limited region of phase space.

A point of considerable interest in heavy ion collisions is the enhanced production of strange quarks per u, d quark with respect to elementary collisions [7] like e^+e^- , pp , $p\bar{p}$. This could be related to properties of the system at the parton level prior to hadronisation [5, 1, 7, 8]. In order to further study strangeness production and enhancement at low energy, we also present a new analysis of Si–Au collisions at $14.6A$ GeV (AGS) using only multiplicities obtained from fully integrated phase space distributions. This also allows to cross-check results of previous analyses [9, 13, 10] performed using limited rapidity interval data. In particular, we have included the 4π pion multiplicity [11] and results presented in [12]. In order to assess the consistency of the results obtained, we have performed the statistical-thermal model analysis by using two completely independent numerical algorithms whose outcomes turned out to be in close agreement throughout. Similar analyses have been recently made by other authors (see e.g. [13, 14]); however, both the model and the used data set differ in several important details, such as the assumption of full or partial equilibrium for some quark flavours, the number of included resonances, the treatment of resonance widths, inclusion or not of excluded volume corrections, treatment of flow, corrections due to limited rapidity windows etc. Because of these differences it is difficult to trace the origin of discrepancies between different results. We hope that the present analysis, covering a wide range of beam energies using a consistent treatment, will make it easier to appreciate the energy dependence of the various parameters such as temperature and chemical potential.

2 Data set and model description

As emphasized in the introduction, in the present analysis we use the most recent available data, concentrating on fully integrated particle yields and discarding data that have been obtained

in limited kinematic windows. The only exceptions to this rule are the $\bar{\Lambda}/\Lambda$ and \bar{p}/K^- ratios in Si–Au collisions [12, 15] which were not available in full phase space. It has been decided to keep them as they are the only available recent measurements involving antibaryons.

We have derived integrated multiplicities of π^+ , Λ and proton in Au–Au collisions at AGS by extrapolating published rapidity distributions [16, 17, 18] with constrained mid-rapidity value ($y_{NN}=1.6$). For proton and Λ we have fitted the data to Gaussian distributions, whilst for π^+ we have used a symmetric flat distribution at midrapidity with Gaussian-shaped wings on either side; the point at which the Gaussian wing and the plateau connect is a free parameter of the fit. The fits yielded very good χ^2 's/dof: 0.27, 1.24 and 1.00 for π^+ , proton and Λ respectively. The integrated multiplicities have been taken as the area under the fitted distribution between the minimal y_{min} and maximal y_{max} values of rapidities for the reactions $NN \rightarrow \pi NN$, $NN \rightarrow \Lambda K$ for pions and Λ 's respectively; the difference between these areas and the total area has been taken as an additional systematic error. The area between y_{min} and y_{max} amounts to practically 100% of the total area for pions and about 95% for Λ 's. Ref. [17] quotes an additional experimental systematic error of 10% on Λ multiplicity that we have added in quadrature. Hence we obtain:

$$\begin{aligned}\langle\pi^+\rangle &= 133.7 \pm 9.93 \\ \langle\Lambda\rangle &= 20.34 \pm 1.36 \pm 1.23 \pm 2.03\end{aligned}\tag{1}$$

where the first error is the fit error, the second is the systematic error due to the variation of integration region and the third is the experimental systematic error. As to protons, the extracted rapidity interval corresponding to the reaction $N N \rightarrow N N$ is only 79% of the total Gaussian area. The difference between the two areas is too large to be considered as an additional error; thus, in order to reduce the uncertainty, we have decided to take the ratio p/π^+ extracted in the above rapidity interval rather than the proton multiplicity itself. This yields:

$$\langle p/\pi^+ \rangle = 1.234 \pm 0.126\tag{2}$$

where the error includes both the fit error and an error stemming from a 10% systematic uncertainty quoted in ref. [18].

We have not included data on deuteron production because of the possible inclusion of fragments in the measured yields. This is particularly dangerous at low (SIS) energies where inclusion or not of deuterons modifies thermodynamic quantities like ϵ/n [19].

The data analysis has been performed within an ideal hadron gas grand-canonical framework supplemented with strange quark fugacity γ_s . In this approach, the overall average multiplicities of hadrons and hadronic resonances are determined by an integral over a statistical distribution:

$$\langle n_i \rangle = (2J_i + 1) \frac{V}{(2\pi)^3} \int d^3p \frac{1}{\gamma_s^{-s_i} \exp[(E_i - \boldsymbol{\mu} \cdot \mathbf{q}_i)/T] \pm 1}\tag{3}$$

where \mathbf{q}_i is a three-dimensional vector with electric charge, baryon number and strangeness of hadron i as components; $\boldsymbol{\mu}$ the vector of relevant chemical potentials; J_i the spin of hadron i and s_i the number of valence strange quarks in it; the $+$ sign in the denominator is relevant for fermions, the $-$ for bosons. This formula holds in case of many different statistical-thermal systems (i.e. clusters or fireballs) having common temperature and γ_s but different arbitrary momenta, provided that the probability of realizing a given distribution of quantum numbers among them follows a statistical rule [7, 20]. In this case V must be understood as the sum

of all cluster volumes measured in their own rest frame. Furthermore, since both volume and participant nucleons may fluctuate on an event by event basis, V and μ (and maybe T) in Eq. (3) should be considered as average quantities [7].

The overall abundance of a hadron of type i to be compared with experimental data is determined by the sum of Eq. (3) and the contribution from decays of heavier hadrons and resonances:

$$n_i = n_i^{\text{primary}} + \sum_j \text{Br}(j \rightarrow i) n_j \quad (4)$$

where the branching ratios $\text{Br}(j \rightarrow i)$ have been taken from the 1998 issue of the Particle Data Table [21].

It must be stressed that the unstable hadrons contributing to the sum in Eq. (4) may differ according to the particular experimental definition. This is a major point in the analysis procedure because quoted experimental multiplicities may or may not include contributions from weak decays of hyperons and K_S^0 . We have included all weak decay products in our computed multiplicities except in Pb–Pb collisions on the basis of relevant statements in ref. [22] and about antiproton production in refs. [15, 23]. It must be noted that switching this assumption in Au–Au at SIS and AGS does not affect significantly the resulting fit parameters whereas it does in Si–Au.

The overall multiplicities of hadrons depend on several unknown parameters (see Eq. (3)) which are determined by a fit to the data. The free parameters in the fit are T , V , γ_s and μ_B (the baryon chemical potential) whereas μ_S and μ_Q , i.e. the strangeness and electric chemical potentials, are determined by using the constraint of overall vanishing strangeness and forcing the ratio between net electric charge and net baryon number Q/B to be equal to the ratio between participant protons and nucleons. The latter is assumed to be Z/A of the colliding nucleus in Au–Au and Pb–Pb while it has been calculated to be 0.43 for central Si–Au collisions by means of a geometrical model.

For SIS Au–Au and AGS Si–Au data we have required the exact conservation of strangeness instead of using a strangeness chemical potential. This gives rise to slightly more complex calculations [24] which are necessary owing to either very small strange particle production (Au–Au) or a relatively small system size (Si–Au). The difference between the strangeness-canonical and pure grand-canonical calculation of multiplicities of K and Λ for the final set of thermal parameters (see Table 1) turns out to be around 2-3% for K and Λ in Si–Au but it is as large as a factor 15 in Au–Au at 1.7A GeV.

Owing to few available data points in SIS Au–Au collisions, we have not fitted the volume V nor the γ_s therein. The volume has been assumed to be $4\pi r^3/3$ where $r = 7$ fm (approximately the radius of a Au nucleus) while γ_s has been set to 1, the expected value for a completely equilibrated hadron gas. Since we have performed a strangeness-canonical calculation here, the yield ratios involving strange particle are not independent of the chosen volume value as in the grand-canonical framework. Thus, in this particular case, V is meant to be the volume within which strangeness is conserved (i.e. vanishing) and not the global volume defining overall particle multiplicities as in Eq. (3). Also, in order to test the dependence of this assumption on our results, we have repeated the fit by varying V by a factor 2 and 0.5 in turn.

The yields of resonances have been calculated by integrating Eq. (3) times a relativistic Breit-Wigner distribution over an interval $[m - \delta m_l, m + \delta m_u]$, where $\delta m_l = \min[m - m_{\text{threshold}}, 2\Gamma]$ and $\delta m_u = 2\Gamma$. The minimum mass $m_{\text{threshold}}$ is required to open all decay modes¹.

¹In fact, in analysis A (see below) the integration interval has been taken symmetric $[m - \delta m_l, m + \delta m_l]$

The relativistic Breit-Wigner distribution has been renormalised within the integration interval. The non-vanishing width of resonances plays a major role especially at low energies (e.g. SIS); for instance, $\Delta(1232)$ resonance creates pions more effectively than in case of vanishing width. The Breit-Wigner distribution is normalized within the integration interval.

We have not used proper volume corrections in a Van der Waals type fashion which have been considered previously [25].

A major problem in Eq. (4) is where to stop the summation over hadronic states. Indeed, as mass increases, our knowledge of the hadronic spectrum becomes less accurate; starting from ≈ 1.7 GeV many states are possibly missing, masses and widths are not well determined and so are the branching ratios. For this reason, it is unavoidable that a cut-off on hadronic states be introduced in Eq. (4). If the calculations are sensitive to the value of this cut-off, then the reliability of results is questionable. We have performed all our calculations with two cut-offs, one at around 1.8 GeV (in the analysis algorithm A) and the other one at 2.4 GeV (in the analysis algorithm B). The contribution of missing heavy resonances is expected to be very important for temperatures ≥ 200 MeV making thermal models inherently unreliable above this temperature.

3 Results

As mentioned in the introduction, we have performed two analyses (A and B) by using completely independent algorithms. In the analysis A all light-flavoured resonances up to 1.8 GeV have been included. The production of neutral hadrons with a fraction f of $s\bar{s}$ content has been suppressed by a factor $(1 - f) + f\gamma_s^2$. In the analysis B the mass cut-off has been pushed to 2.4 GeV and neutral hadrons with a fraction f of $s\bar{s}$ content have been suppressed by a factor γ_s^{2f} . Both algorithms use masses, widths and branching ratios of hadrons taken from the 1998 issue of Particle Data Table [21]. However, it must be noted that differences between the two analyses exist in dealing with poorly known heavy resonance parameters, such as assumed central values of mass and width, where the Particle Data Table itself gives only a rough estimate. Moreover, the two analyses differ by the treatment of mass windows within which the relativistic Breit-Wigner distribution is integrated.

The results of χ^2 fits are shown in Tables 1 and 2 for both analyses A and B. The agreement is indeed very good and confirms the reliability of the results obtained. The χ^2 minimisation in analysis B was not able to converge to a reliable minimum point; however, the χ^2 computed with the analysis B fixing the parameter values to ones obtained in analysis A is approximately as large as in analysis A itself, thus confirming a good agreement between the two calculations.

For each analysis an estimate of systematic errors on fit parameters have been obtained by repeating the fit

- assuming vanishing widths for all resonances
- varying the mass cut-off to 1.7 GeV in analysis A and to 1.8 GeV in analysis B
- for Au–Au at $1.7A$ GeV, the volume V has been varied to $V/2$ and to $2V$ (see discussion in Sect. 2)

The differences between new fitted parameters and main parameters have been conservatively taken as uncorrelated systematic errors to be added in quadrature for each variation (see Table 1). The effect of errors on masses, widths and branching ratios of inserted hadrons has been studied in analysis A according to the procedure described in ref. [7] and found to be negligible.

Finally, the results of the two analyses have been averaged according to a method suggested in ref. [30], well suited for strongly correlated measurements. Firstly, a simple no-correlation weighted average has been calculated as the central value of each parameter. Secondly, the error on it has been estimated by conservatively assuming that the results A and B are fully correlated, i.e. with a covariance matrix:

$$C = \begin{pmatrix} \sigma_1 & \sigma_1\sigma_2 \\ \sigma_1\sigma_2 & \sigma_2 \end{pmatrix} \quad (5)$$

yielding an error:

$$\sigma^2 = \frac{\frac{1}{\sigma_1^2} + \frac{1}{\sigma_2^2} + \frac{2}{\sigma_1\sigma_2}}{\left(\frac{1}{\sigma_1^2} + \frac{1}{\sigma_2^2}\right)^2} \quad (6)$$

The correlation between analyses A and B clearly arises from the use of the same set of hadronic data and theoretical model.

In Table 1 we also list the values of the Wroblewski factor λ_s [31] measuring the number of newly created *primary* valence $s\bar{s}$ pairs in comparison to the newly created non-strange primary valence quark pairs

$$\lambda_s = \frac{2 \langle s\bar{s} \rangle}{\langle u\bar{u} \rangle + \langle d\bar{d} \rangle} \quad (7)$$

along with fit and systematic errors. The $s\bar{s}$ and light quark pairs are computed on the basis of primary multiplicities of all hadron species, i.e. before particle decays take place. The behaviour of λ_s as a function of collision type and centre-of-mass energy is shown in Fig. 1 including elementary and S-S, S-Ag collisions. Values for S-S, S-Ag and e^+e^- , pp, $p\bar{p}$ collisions have been taken from ref. [7].

4 Discussion and conclusions

From the results obtained, an indication emerges that a statistical-thermal description of multiplicities in a wide range of heavy ion collisions is indeed possible to a satisfactory degree of accuracy, for beam momenta ranging from 1.7A GeV to 158A GeV per nucleon. Furthermore, the fitted parameters show a remarkably smooth and consistent dependence as a function of centre-of-mass energy. The fit quality is generally good with the exception of Au-Au collisions at 1.7A GeV where the large χ^2 is due to an underestimation of one ratio η/π^0 (see Table 2).

The temperature varies considerably between the lowest and the highest beam energy, namely, between 50 MeV at SIS and 160 MeV at SPS. Similarly, the baryon chemical potential changes appreciably, decreasing from about 820 MeV at SIS to about 240 MeV at SPS. However, since the changes in temperature and chemical potential are opposite, the resulting energy per particle shows little variation and remains practically constant at about 1 GeV per particle; this is shown in Fig. 2.

The supplementary γ_s factor, measuring the deviation from a completely equilibrated hadron gas, is around 0.7 – 0.8 at all energies where it has been considered a free fit parameter. At the presently found level of accuracy, a fully equilibrated hadron gas (i.e. $\gamma_s = 1$) cannot be ruled out in all examined collisions except in Pb-Pb, where γ_s deviates from 1 by more than 4σ . This result does not agree with a recent similar analysis of Pb-Pb data [13] imposing a full strangeness equilibrium. The main reason of this discrepancy is to be found in the different

data set used; whilst in ref. [13] measurements in different limited rapidity intervals have been collected, we have used only particle yields extrapolated to full phase space. The temperature values that we have found essentially agree with previous analyses in Au–Au collisions [26] and Si–Au collisions [13, 10, 32] and estimates in Au–Au collision at 11.7 A GeV [33].

The T value in Pb–Pb is strongly affected by high mass particle measurements, such as ϕ and Ξ . A recent significant lowering of the Ξ yield measured by NA49 [29] with respect to a previous measurement [34] results in a decrease of estimated temperature value from about 180 MeV to the actual 160 MeV.

In order to further investigate strangeness production in Pb–Pb we have performed a consistency test between our fitted parameters, based on NA49 measurements, and the multiplicities of multi-strange hadrons measured by the experiment WA97 in central Pb–Pb collisions in a rapidity window ± 0.5 around mid-rapidity [35]. By fixing T , γ_s and μ_B to the averaged values in Table 1 and adjusting the volume (i.e. an overall normalisation), we obtain a $\chi^2/\text{dof} = 28.9/6$. Calculated Λ , $\bar{\Lambda}$ multiplicities do not include a residual feeding from Ξ decays in the experiment, estimated to be $< 5\%$, $< 10\%$ respectively [36]. The high value of the χ^2 indicates that the statistical-thermal analysis is not able to reproduce data in a limited phase space region and in full phase space at the same time without resorting to a more detailed dynamical model. In particular, the parameters determined by the fit to NA49 data underestimate the yields of Ξ and Ω baryons.

The parameter γ_s as a function of centre-of-mass energy in heavy ion collision (including S–S and S–Ag [7]) is shown in Fig. 3. Again, the values for S–S, S–Ag and ee, pp, $p\bar{p}$ collisions have been taken from ref. [7]. As can be seen from the Fig. 3 γ_s is fairly constant, however, given the large error bars, it is quite difficult to exclude different behaviours. Also the behaviour of λ_s factor (see Fig. 1) as a function of energy (provided that there is little dependence on system size at fixed \sqrt{s} , as the approximate equality of λ_s in S–S and S–Ag confirms) is still unclear due to large experimental uncertainties. The line shape is either compatible with a monotonically increasing curve, saturating at $\lambda_s \simeq 0.45$, or with a curve having a maximum around Si–Au collisions, then decreasing and settling at an asymptotic $\simeq 0.45$ value or maybe decreasing further to the characteristic value of elementary collisions.

Forthcoming lower energy Pb–Pb and high energy Au–Au data at RHIC should allow to clarify the behaviour of strangeness production in heavy ion collision. In order to easily compare our results with new measurements from RHIC experiments we also show in figure 4 the values of various particle-antiparticle ratios as a function of \bar{p}/p ratio for different values of the temperature ($T=160, 165$ and 170 MeV) and a fixed value of the charge to baryon ratio of 0.401. RHIC results, however, will only be available for very limited kinematical region, while this kind of thermal model approach is largely tied to full phase space ratios (see Introduction).

Acknowledgements

We are very grateful to N. Carrer, U. Heinz, M. Morando, C. Ogilvie for useful suggestions and discussions about the data. We especially thank H. Oeschler for his help with the GSI SIS data and R. Stock for his help with NA49 data.

References

- [1] U. Heinz, Nucl. Phys. **A661**, 140c (1999).
- [2] J. Letessier, J. Rafelski, A. Tounsi, Phys. Rev. **C64**, 406, (1994); C. Slotta, J. Sollfrank, U. Heinz, Proc. of Strangeness in Hadronic matter, J. Rafelski (Ed.), AIP Press, Woodbury 1995, p. 462.
- [3] see e.g. H. Oeschler, Lecture Notes in Physics 516, "Hadrons in dense matter and hadrosynthesis", Springer-Verlag (1999), Eds. J. Cleymans, H.B. Geyer, F.G. Scholtz.
- [4] see e.g. C. Ogilvie, Nucl. Phys. **A638**, 57c (1997).
- [5] see e.g. R. Stock, Nucl. Phys. **A661**, 282c (1999).
- [6] J. Cleymans and K. Redlich, Phys. Rev. **C60**, 054908 (1999).
- [7] F. Becattini, M. Gaździcki and J. Sollfrank, Eur. Phys. J. **C5**, 143 (1998).
- [8] R. Stock, Phys. Lett. **B456**, 277 (1999).
- [9] P. Braun-Munzinger, J. Stachel, J.P. Wessels and N. Xu, Phys. Lett., **B344**, 43 (1995).
- [10] J. Cleymans, D. Elliott, R.L. Thews and H. Satz, Z. Phys. **C74**, 319 (1997).
- [11] T. Abbott et al., Phys. Rev. **C50**, 1024 (1994).
- [12] Y. Akiba et al., E-802 collaboration, Nucl. Phys. **A590**, 179c (1995).
- [13] P. Braun-Munzinger, I. Heppe and J. Stachel, Phys. Lett., **B465**, 15 (1999).
- [14] J. Letessier and J. Rafelski, Nucl. Phys. **A661**, 97c (1999).
- [15] T. Abbott et al., E-802 collaboration, Nucl. Phys. **A525**, 455c (1994).
- [16] L.Ahle et al., E-802 Collaboration, Phys. Rev. **C59**, 2173 (1999).
- [17] S. Ahmad et al., Phys. Lett. **B382**, 35 (1996).
- [18] L.Ahle et al., E-802 Collaboration, Phys. Rev. **C60**, 0649001 (1999).
- [19] J. Cleymans and K. Redlich, Phys. Rev. Lett. **81**, 5284 (1998).
- [20] F. Becattini, Lecture Notes in Physics 516, "Hadrons in dense matter and hadrosynthesis", Springer-Verlag (1999), Eds. J. Cleymans, H.B. Geyer, F.G. Scholtz.
- [21] Particle Data Group, Eur. Phys. J. **C3**, 1 (1998).
- [22] F. Sikler (NA49 Collaboration), Nucl. Phys. **A661**, 45c (1999).
- [23] L.Ahle et al., E-802 Collaboration, Phys. Rev. Lett. **81**, 2650 (1998).
- [24] J. Cleymans, D. Elliott, A. Keranen, E. Suhonen, Phys. Rev. **C57**, 3319 (1998).
- [25] G.D. Yen and M.I. Gorenstein, Phys. Rev. **C59**, 2788 (1999).

- [26] J. Cleymans, H. Oeschler and K. Redlich, Phys. Rev. **C59**, 1663 (1999) and references therein.
- [27] L.Ahle et al., E-802 Collaboration, Phys. Rev. **C60**, 044904 (1999).
- [28] T. Abbott et al., E-802 collaboration, Phys. Rev. **C50**, 1024 (1994).
- [29] R.A. Barton, NA49 Collaboration, talk given at the “Strangeness 2000” conference, Berkeley, (July 1999), to be published in the proceedings of the conference.
- [30] M. Schmelling, Phys. Scripta **51**, 676 (1995).
- [31] A. Wroblewski, Acta Physica Polonica, **B16**, 379 (1985).
- [32] F. Becattini, J. Phys. **G25**, 287 (1999).
- [33] J. Stachel, Nucl. Phys. **A610**, 509c (1996).
- [34] H. Appelshauser et al., NA49 Collaboration, Phys. Lett. **B444**, 523 (1998).
- [35] F. Antinori, Nucl. Phys. **A661**, 130c (1999); D. Elia, Nucl. Phys. **A661**, 649c (1999); the measured multiplicities have been taken from the web page of the WA97 experiment <http://www.cern.ch/WA97/QM99table/TableQM99.html> (M. Morando, private communication).
- [36] F. Antinori et al., Eur. Phys. J. **C14**, 633 (2000).

Table 1: Summary of fit results. Free fit parameters are quoted along with resulting minimum χ^2 's and λ_s parameters.

	Analysis A	Analysis B	Average
Au–Au 1.7A GeV			
T (MeV)	$49.6 \pm 1.0 \pm 2.2$	$49.7 \pm 1.1 \pm 2.3$	49.6 ± 2.5
μ_B (MeV)	$810 \pm 15 \pm 12$	$818 \pm 15 \pm 12$	813 ± 23
γ_s	1 (fixed)	1 (fixed)	1 (fixed)
V (fm ³)	1437 (fixed)	1437 (fixed)	1437 (fixed)
χ^2/dof	14.9/2	15.1/2	
λ_s	0.0050 ± 0.0034	0.0058 ± 0.0036	0.0054 ± 0.0035
Au–Au 11.6A GeV			
T (MeV)	$119.8 \pm 7.5 \pm 3.5$		119.8 ± 8.3
μ_B (MeV)	$554 \pm 14 \pm 9$		553.5 ± 16
γ_s	$0.720 \pm 0.091 \pm 0.032$		0.720 ± 0.097
$VT^3 \exp(-0.7\text{GeV}/T)$	$2.03 \pm 0.32 \pm 0.10$		2.03 ± 0.34
χ^2/dof	1.62/2		
λ_s	0.43 ± 0.10		0.43 ± 0.10
Si–Au 14.6A GeV			
T (MeV)	$133.1 \pm 3.9 \pm 1.4$	$138.0 \pm 4.5 \pm 0.3$	135.4 ± 4.3
μ_B (MeV)	$592 \pm 34 \pm 13$	$573 \pm 30 \pm 0.8$	581 ± 32
γ_s	$0.843 \pm 0.095 \pm 0.067$	$0.847 \pm 0.061 \pm 0.069$	0.845 ± 0.101
$VT^3 \exp(-0.7\text{GeV}/T)$	$0.526 \pm 0.090 \pm 0.081$	$0.545 \pm 0.079 \pm 0.12$	0.534 ± 0.130
χ^2/dof	14.3/4	11.6/4	
λ_s	0.74 ± 0.2	0.72 ± 0.12	0.72 ± 0.14
Pb–Pb 158A GeV			
T (MeV)	$159.5 \pm 2.5 \pm 1.5$	$156.0 \pm 2.4 \pm 2.6$	158.1 ± 3.2
μ_B (MeV)	$238 \pm 13 \pm 3$	$239 \pm 12 \pm 5$	238 ± 13
γ_s	$0.760 \pm 0.035 \pm 0.028$	$0.862 \pm 0.036 \pm 0.061$	0.789 ± 0.052
$VT^3 \exp(-0.7\text{GeV}/T)$	$20.9 \pm 1.5 \pm 2.0$	$19.7 \pm 1.0 \pm 2.9$	21.7 ± 2.6
χ^2/dof	14.4/6	22.6/6	
λ_s	0.444 ± 0.026	0.450 ± 0.024	0.447 ± 0.025

Table 2: Comparison between fitted and measured particle multiplicities and ratios. In Au–Au collisions at AGS we also quote our prediction along with a measurement in a limited kinematic range ($1.0 \leq y \leq 2.2$), whose error is only statistical, which sets a lower limit for \bar{p} multiplicity.

	Reference	Measurement	Analysis A	Analysis B
Au–Au 1.7A GeV				
π^+/p	[26]	0.052 ± 0.013	0.05306	0.05306
K^+/π^+	[26]	0.003 ± 0.00075	0.003040	0.003030
π^-/π^+	[26]	2.05 ± 0.51	2.0371	2.007
η/π^0	[26]	0.03 ± 0.0075	0.00109	0.000851
Au–Au 11.6A GeV				
Participants	[27]	363 ± 10	362.1	
K^+	[27]	23.7 ± 2.9	21.08	
K^-	[27]	3.76 ± 1.45	4.323	
π^+	[16]	133.7 ± 9.9	136.0	
Λ	[17]	20.34 ± 2.74	22.26	
p/π^+	[18]	1.234 ± 0.126	1.268	
$\bar{\text{p}}$	[23]	$>0.0185 \pm 0.0018$	0.0181	
Si–Au 14.6A GeV				
Participants	[28]	115 ± 10	99.41	94.33
π^+	[28]	33 ± 3	34.79	36.92
π^-/π^+	[28]	1.09 ± 0.13	1.296	1.196
K^+/π^+	[12]	0.18 ± 0.02	0.1564	0.1590
K^-/π^-	[12]	0.034 ± 0.004	0.02715	0.02767
$\bar{\text{p}}/K^-$	[15]	0.018 ± 0.0034	0.01672	0.01706
$\bar{\Lambda}/\Lambda$	[12]	0.003 ± 0.0015	0.00217	0.00301
ϕ	[12]	0.09 ± 0.04	0.1725	0.1345
Pb–Pb 158A GeV				
$(\pi^+ + \pi^-)/2$	[22]	600 ± 30	581.9	568.0
K^+	[22]	95 ± 10	96.42	99.05
K^-	[22]	50 ± 5	56.53	60.96
K_S^0	[22]	60 ± 12	75.39	79.34
p	[22]	140 ± 12	144.9	144.9
$\bar{\text{p}}$	[22]	10 ± 1.7	8.242	7.707
ϕ	[29]	7.6 ± 1.1	7.185	5.852
Ξ^-	[29]	4.42 ± 0.31	3.895	4.110
$\bar{\Xi}^-$	[29]	0.74 ± 0.04	0.766	0.765
$\bar{\Lambda}/\Lambda$	[22]	0.2 ± 0.04	0.1033	0.098

Table 3: Comparison between predicted particle multiplicities in central Pb–Pb collisions by using fitted T , μ_B and γ_s quoted in the rightmost column of Table 1 and those measured by WA97. The normalisation volume has been adjusted to minimise a χ^2 which turned out to be 28.9.

	Calculated	Measured
h^-	207.9	178 ± 22
K_S^0	23.66	21.9 ± 2.4
Λ	15.58	13.7 ± 0.9
$\bar{\Lambda}$	1.543	1.8 ± 0.2
Ξ^-	1.251	1.5 ± 0.1
$\bar{\Xi}^+$	0.2354	0.37 ± 0.06
$\Omega + \bar{\Omega}$	0.1662	0.41 ± 0.08

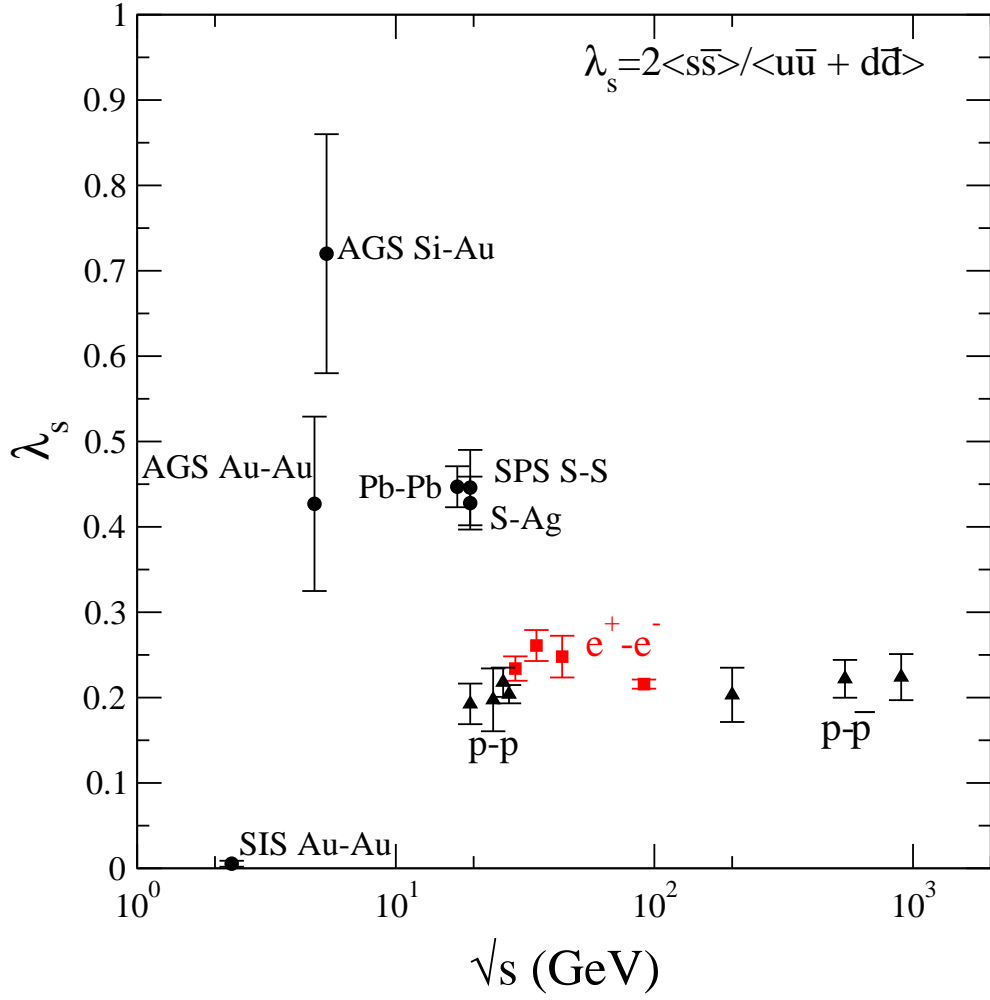


Figure 1: Ratio of strange quark pairs to created non-strange quark pairs (Wroblewski factor) as a function of nucleon-nucleon centre-of-mass energy. Values for S-S, S-Ag and e^+e^- , pp, $p\bar{p}$ collisions have been taken from ref. [7].

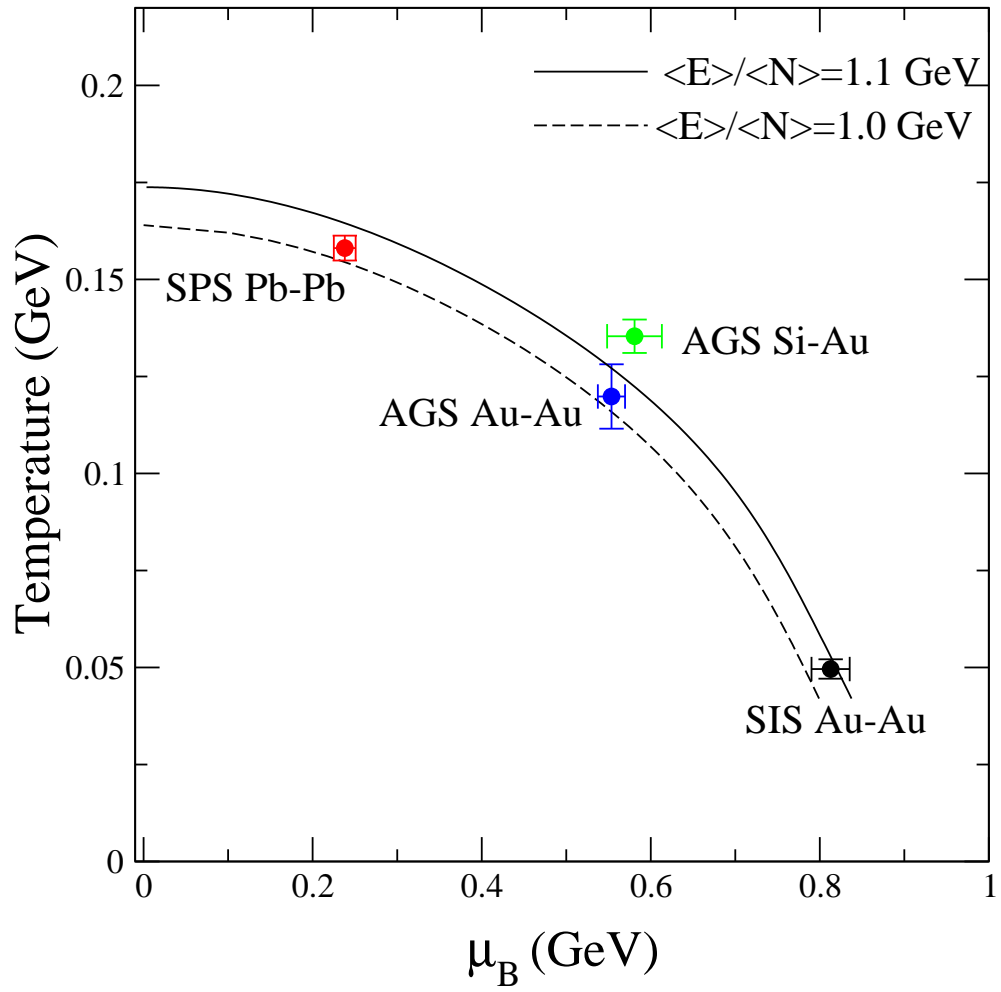


Figure 2: Fitted temperatures and baryon-chemical potentials plotted along with curves of constant energy per hadron.

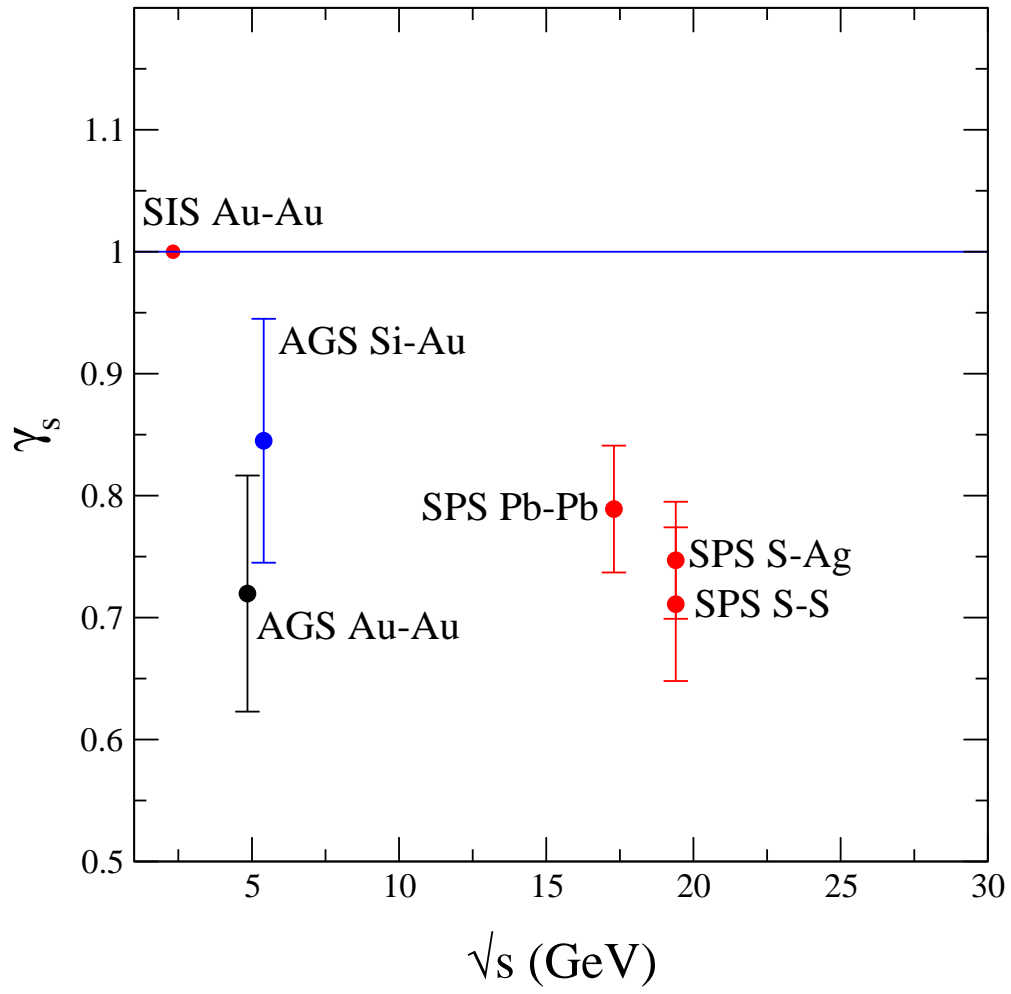


Figure 3: Strangeness suppression factor γ_s as a function of nucleon-nucleon centre-of-mass energy.

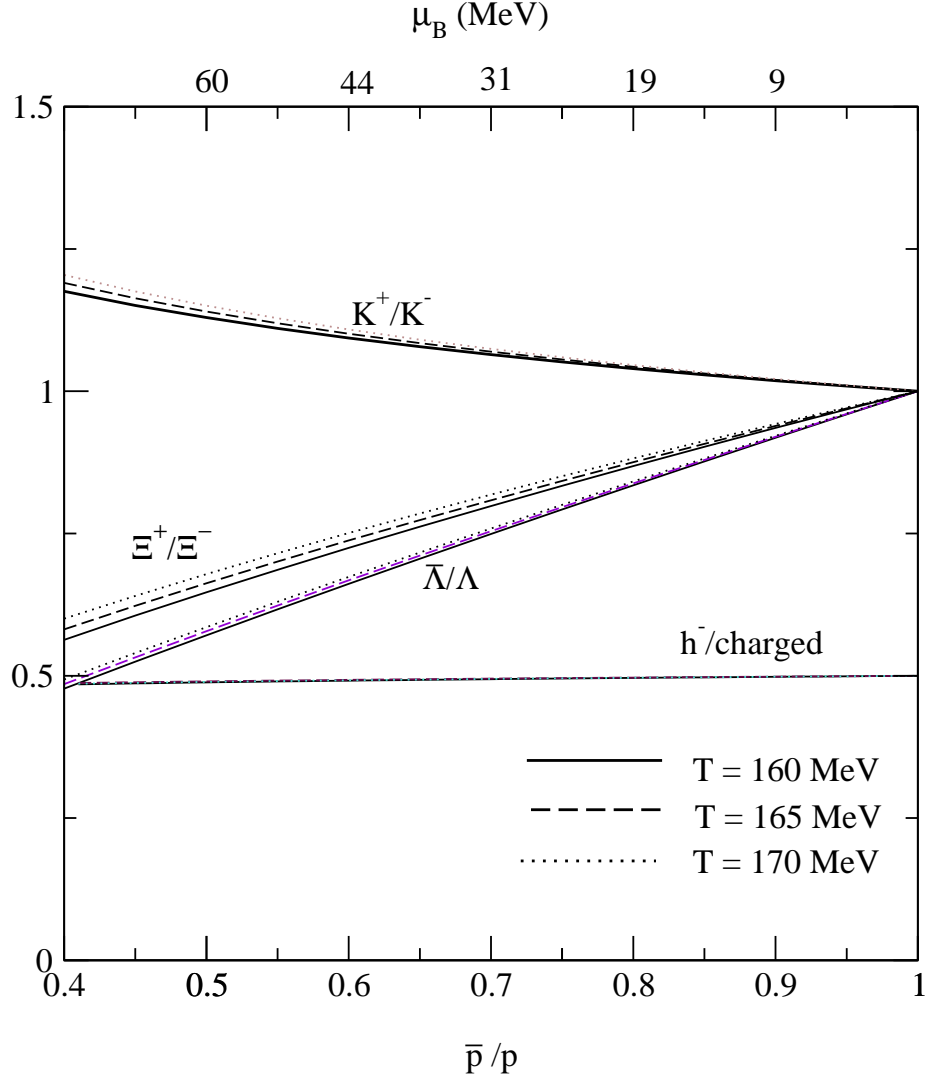


Figure 4: Particle-Antiparticle and negative to charged hadrons ratios as a function of the \bar{p}/p ratio for different temperatures and a fixed ratio of charge over baryon number $Q/B = 0.401$ and $\gamma_s = 1$. The \bar{p}/p variation is governed by the variation of the baryon chemical potential. The dependence of these ratios on γ_s , within the expected range, is found to be negligible.