

**HZPP-0003**

Feb. 25, 2000

# Anisotropy of Dynamical Fluctuations as a Probe for Soft and Hard Processes in High Energy Collisions<sup>1</sup>

Liu Lianshou and Chen Gang

Institute of Particle Physics, Huazhong Normal University, Wuhan 430079 China

## ABSTRACT

It is shown using Lund Monte Carlo that, unlike the average properties of the hadronic system inside jets, the anisotropy of dynamical fluctuations in these systems changes abruptly with the variation of the cut parameter  $y_{\text{cut}}$ . A transition point exists, where the dynamical fluctuations in the hadronic system inside jet behave like those in soft hadronic collisions. Thus the anisotropy property of the dynamical fluctuations can serve as a probe for the soft and hard processes in high energy collisions.

PACS number: 13.85 Hd

Keywords: dynamical fluctuations, hadronic jet, hard and soft  
processes

As is well known, the presently most promising theory of strong interaction — Quantum Chromo-Dynamics (QCD) has the special property of both asymptotic freedom and colour confinement. For this reason, in any process, even though the energy scale,  $Q^2$ , is large enough to be able to do perturbative QCD (pQCD) calculation, there must be a non-perturbative hadronization phase before the final state particles can be observed. Therefore, the transition or interplay between hard and soft processes is a very important problem.

In current literature, this transition is determined by some cut-parameter. For example, in doing theoretical calculation a parameter  $Q_0^2$  is introduced. When  $Q^2 > Q_0^2$  the perturbative QCD is assumed to be applicable and the process is hard. While when  $Q^2 < Q_0^2$  the perturbative calculation is unallowed and the process becomes soft (nonperturbative). However, the value of  $Q_0^2$  is not determined exactly. It decreases steadily as the developement of perturbative technique.

In experimental data analysis people use some “jet-algorithm” (e.g. Jade [1] or Durham [2] ones) to combine the final-state particles into “jets”. Each jet is assumed to be originated from a hard parton, and the hadrons in the jet is produced softly from this hard parton. Thus the transition between hard and soft processes is described as the production of hard partons and the subsequent hadronization of these partons. In this formalism there is also a parameter —  $y_{\text{cut}}$ . The value of this parameter determines how the hadrons are grouped into jets, and whether an event is a “2-jet event” or a “3-jet”, “4-jet” ones,

Let us concentrate on the 2-jet events. By definition, these two jets should be developed softly from two hard partons and no hard process is involved in the evolution. If there is any hard process in the developement then we say that a third jet appears. Historically, it was the observation of the third jet in  $e^+e^-$  collisions that confirmed the existence of gluon [3]–[6]. In this sense, there should be a definite value of  $y_{\text{cut}}$ , which is consistent with the physical meaning of “jet”.

On the other hand, due to the success in pQCD calculation of jet, people sometimes take the number of jets in an event as indefinite, depending on the value of  $y_{\text{cut}}$ , which can be chosen arbitrarily. Their stress is in utilizing this dependence to confront the pQCD calculation with experiments. From this point of view, the physical meaning of jet and the associated concepts — “soft” and “hard” are neglected. A process is hard or soft is not judged physically, but is determined through the technical problem of whether the process can be calculated by perturbative QCD.

Let us remind that physically, soft and hard are distinguished through the magnitude of transverse momentum. In hadron-hadron collisions at energies below top-ISR most of the final-state hadrons have low transverse momenta and the process is soft. At collider energies high-transverse-momentum jets, coming from hard parton collisions, start to appear [7]. The

to as semi-hard. The critical value of transverse momentum for the transition between soft and hard (semi-hard) is about  $4 - 5 \text{ GeV}/c$ .

The following important questions arise: 1) Does the number of jets in an event possess any definite meaning? If yes, how to determine this number, i.e. how to decide the correct value of  $y_{\text{cut}}$  for the determination of this number. 2) Is it in principle possible to locate the transition between soft and hard processes in the hadronic final states of high energy  $e^+e^-$  collisions? If yes, how to do that?

In order to answer these questions, let us remind that the qualitative difference between the typical soft process — moderate energy hadron-hadron collisions and the typical hard process — high energy  $e^+e^-$  collisions can be observed most clearly in the property of dynamical fluctuations therein. It is found recently [9] that inspite of the similarities in the average properties, the dynamical fluctuations in the hadronic systems from these two processes are qualitatively different — the former is anisotropic in the longitudinal-transverse plane and isotropic in the transverse planes while the latter is isotropic in three dimensional phase space.

This observation inspired us to think that the dynamical-fluctuation property may provide a probe for the transition between soft and hard processes inside the hadronic final state of high energy  $e^+e^-$  collisions. In the present letter we show, using Lund Monte Carlo simulation, that this is indeed the case.

In total 500 000 events are generated for 91.2 GeV  $e^+e^-$  collisions using JETSET7.4. The resulting hadronic systems are analysed using Durham and/or Jade jet-algorithms. The fractions  $R_2$ ,  $R_3$ ,  $R_4$  of the 2-, 3-, 4-jet events in the whole sample are plotted versus the value of  $y_{\text{cut}}$  for both Durham and Jade algorithms in Fig.1. It can be seen clearly from the figures that the definition of “jet” depends strongly on the value of  $y_{\text{cut}}$ . When  $y_{\text{cut}}$  is big, most of the events are taken to be “2-jet” events. In the limit of very large  $y_{\text{cut}}$ , the whole sample consists of only “2-jet” events. On the contrary, when the value of  $y_{\text{cut}}$  decreases continuously, the jets are divided further and further, and gradually most of the events become “multi-jet” (more than two jets) ones.

At the energy in consideration, it is certainly impossible that all the events are 2-jet ones. Neither is it possible that most of the events are multi-jet ones. In order to determine a reasonable value of  $y_{\text{cut}}$ , we have to use the dependence of some physical property of the system on  $y_{\text{cut}}$ . As example, we show in Fig.2 the dependence of average charged multiplicity  $\langle N_{\text{ch}} \rangle$  and average ellipticity  $\langle e \rangle$  on  $y_{\text{cut}}$  for the “2-jet” sample determined by Durham algorithm. The ellipticity  $e$  is an event-shape parameter defined as the ratio of minor  $T_3$  to major  $T_2$  in thrust analysis [10][4]

$$e = T_3/T_2. \tag{1}$$

expected that, when  $y_{\text{cut}}$  increases, more and more “inpurities” (multi-jet events) are mixed into the “2-jet” event sample, and the jet cone will deviate more and more from being circular. So the average ellipticity  $\langle e \rangle$  will decrease with the increasing of  $y_{\text{cut}}$ . It can be seen from the figure that this is indeed the case. However, the value of  $\langle e \rangle$  changes smoothly with  $y_{\text{cut}}$  and it is hard to get a probe for a reasonable value of  $y_{\text{cut}}$  by using  $\langle e \rangle$ . The same holds also for  $\langle N_{\text{ch}} \rangle$  and other average quantities.

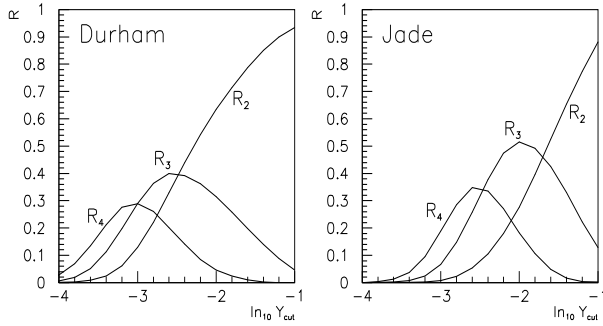


Fig.1 The ratio of 2-, 3-, 4-jet events as function of  $y_{\text{cut}}$

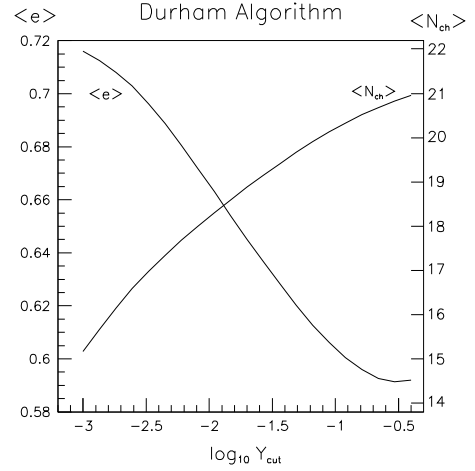


Fig.2 Average charged multiplicity and ellipticity as function of  $y_{\text{cut}}$

Let us turn now to consider the dynamical fluctuations. These fluctuations can be characterized by the anomalous scaling of factorial moments (FM) [11]:

$$F_q(M) = \frac{1}{M} \sum_{m=1}^M \frac{\langle n_m(n_m - 1) \cdots (n_m - q + 1) \rangle}{\langle n_m \rangle^q} \quad (2)$$

$$\propto (M)^{\phi_q} \quad (M \rightarrow \infty) ,$$

where a region  $\Delta$  in 1-, 2- or 3-dimensional phase space is divided into  $M$  cells,  $n_m$  is the multiplicity in the  $m$ th cell, and  $\langle \cdots \rangle$  denotes vertically averaging over the event sample. Note that when the fluctuations exist in higher-dimensional (2-D or 3-D) space the projection effect [12] will cause the second-order 1-D FM goes to saturation according to the rule<sup>2</sup>:

$$F_2^{(a)}(M_a) = A_a - B_a M_a^{-\gamma_a}, \quad (3)$$

where  $a = 1, 2, 3$  denotes the different 1-D variables. The parameter  $\gamma_a$  describes the rate of going to saturation of the FM in direction  $a$  and is the most important characteristic for the higher-dimensional dynamical fluctuations. If  $\gamma_a = \gamma_b$  the fluctuations are isotropic in the  $a, b$  plane; while when  $\gamma_a \neq \gamma_b$  the fluctuations are anisotropic in this plane. The degree

of anisotropy is characterized by the Hurst exponent  $H_{ab}$ , which can be obtained from the values of  $\gamma_a$  and  $\gamma_b$  as [14]

$$H_{ab} = \frac{1 + \gamma_b}{1 + \gamma_a}. \quad (4)$$

The dynamical fluctuations are isotropic when  $H_{ab} = 1$ , and anisotropic when  $H_{ab} \neq 1$ .

For the 250 GeV/ $c$   $\pi(K)$ -p collisions from NA22 the Hurst exponents are found to be [15]:

$$H_{p_t\varphi} = 0.99 \pm 0.01, \quad H_{y p_t} = 0.48 \pm 0.06, \quad H_{y\varphi} = 0.47 \pm 0.06, \quad (5)$$

which means that the dynamical fluctuations in this moderate energy hadron-hadron collisions are isotropic in the transverse plane and anisotropic in the longitudinal-transverse planes. This is what should be, because there is almost no hard collisions at this energy and the direction of motion of the incident hadrons (longitudinal direction) should be privileged. Note that the special role of longitudinal direction in these soft processes is present both in the magnitude of average momentum and in the dynamical fluctuations in phase space.

In high energy  $e^+e^-$  collisions, the longitudinal direction is chosen along the thrust axis, which is the direction of motion of the primary quark-antiquark pair. Since this pair of quark and antiquark move back to back with very high momenta, the magnitude of average momentum of final state hadrons is also anisotropic due to momentum conservation. However, the dynamical fluctuations in this case come from the QCD branching of partons [16], which is isotropic in nature. Therefore, although the momentum distribution still has an elongated shape, the dynamical fluctuations in this case should be isotropic in 3-D phase space.

A Monte Carlo study for  $e^+e^-$  collisions at 91.2 GeV confirms this assertion [9]. The dynamical fluctuations are approximately isotropic in the 3-D phase space, the corresponding Hurst exponents being

$$H_{p_t\varphi} = 1.18 \pm 0.03, \quad H_{y p_t} = 0.95 \pm 0.02, \quad H_{y\varphi} = 1.11 \pm 0.02. \quad (6)$$

The present available experimental data for  $e^+e^-$  collisions at 91.2 GeV also show isotropic dynamical fluctuations in 3-D [17].

Now we apply this technique to the “2-jet” sample obtained from a certain, e.g. Durham, jet-algorithm with some definite value of  $y_{\text{cut}}$ . Doing the analysis for different values of  $y_{\text{cut}}$ , the dependence of dynamical-fluctuation property of the “2-jet” sample on the value of  $y_{\text{cut}}$  can be investigated.

Let us try to discuss what results can be expected?

As we have shown in Fig.1, when  $y_{\text{cut}}$  is very big the “2-jet” sample coincides with the whole event sample,  $R_2 = 1$ . In this case, the fluctuations are known to be isotropic in the 3-D phase space, cf. Eq.(6), i.e. the parameter  $\gamma_a$  for the three 1-D variables  $(y, p_t, \varphi)$  equal

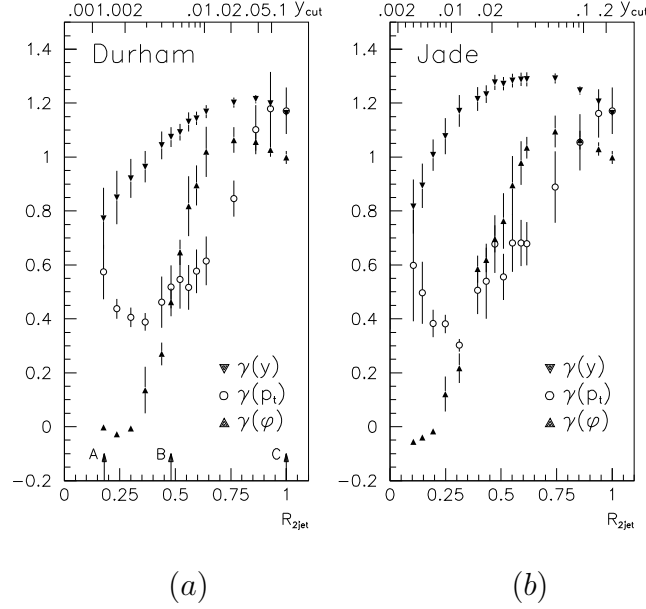


Fig.3 The variation of  $\gamma$  with  $R_2$  and  $y_{\text{cut}}$

As the decreasing of  $y_{\text{cut}}$  the multi-jet events, which contaminate the “2-jet” sample, will be cleared away gradually, and at a certain value of  $y_{\text{cut}}$ , a “pure” 2-jet sample will be formed. The word “pure” is used here to indicate that these two jets are developed softly from initial partons and no other jet(s) has been mixed in.

It can be expected that the dynamical fluctuations in the “pure” 2-jet sample will mimic those in the soft hadronic collisions, i.e. isotropic in the transverse plane and anisotropic in the longitudinal-transverse planes ( $\gamma_{p_t} = \gamma_{\varphi} \neq \gamma_y$ ).

Thus the variation of  $\gamma$ 's with the decreasing of  $y_{\text{cut}}$  (or decreasing of  $R_2$ ) is expected to be: At first, when  $y_{\text{cut}}$  is very big, the “2-jet” sample is identical to the whole event sample ( $R_2 = 1$ ), and the three  $\gamma$ 's equal to each other; As the decreasing of  $y_{\text{cut}}$  (the decreasing of  $R_2$ ) the three  $\gamma$ 's depart, and becomes, at a certain value of  $y_{\text{cut}}$ , isotropic in  $(p_t, \varphi)$  and anisotropic in  $(y, p_t)$  and  $(y, \varphi)$ ,  $\gamma_{p_t} = \gamma_{\varphi} \neq \gamma_y$ .

The results of simulation are presented in Fig.3(a). It can be seen from the figure that the above expectation comes true. The characteristic behaviour  $\gamma_{p_t} = \gamma_{\varphi} \neq \gamma_y$  arrives at  $y_{\text{cut}} \approx 0.0048$  ( $R_2 \approx 0.48$ ). The values of  $\gamma$ 's and the corresponding Hurst exponents at this point are listed in Table I. For convenience we will call this point, where  $\gamma_{p_t} = \gamma_{\varphi} \neq \gamma_y$ , as transition point.

Table I Parameter  $\gamma$  and Hurst exponents at the transition point

$y_{\text{cut}} = 0.0048$ (Durham)			$R_{2\text{jet}} = 0.48$		
$\gamma_y$	$\gamma_{p_t}$	$\gamma_{\varphi}$	$H_{y p_t}$	$H_{y \varphi}$	$H_{p_t \varphi}$
$1.074 \pm 0.027$	$0.514 \pm 0.030$	$0.461 \pm 0.031$	$0.73 \pm 0.06$	$0.70 \pm 0.06$	$0.96 \pm 0.10$

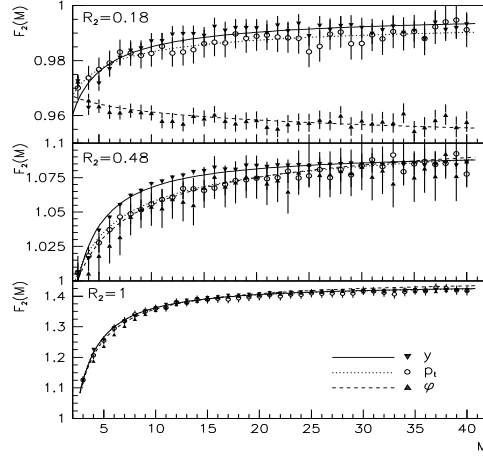


Fig.4 Comparison of the speed of going to saturation of  $F_2$  for different 1-D variables at different  $R_2$

Note that in the Durham algorithm that we are using the test variable  $y$  is essentially the relative transverse momentum  $k_\perp$  squared [18]. The transition point  $y_{\text{cut}} \approx 0.0048$  corresponds to  $k_\perp \approx 4$  GeV/c, which is consistent with the critical value of transverse momentum between soft and hard (semi-hard) components in hadron-hadron collisions.

It is instructive also to follow the evolution of  $\gamma$ 's with the increasing of  $y_{\text{cut}}$  (increasing of  $R_2$ ).

It can be seen from Fig.3(a) that, when  $y_{\text{cut}} (R_2)$  is very small, where the two “jets” are highly undeveloped and each consists mainly of one hard parton,  $\gamma_\varphi$  is consistent to zero, i.e. there is no dynamical fluctuation in  $\varphi$  at all. On the other hand, at this point  $\gamma_{p_t}$  is almost as large as  $\gamma_y$ , showing that the dynamical fluctuations in this undeveloped “2-jet” system behaves as an isotropic 2-D fractal in the  $(y, p_t)$  plane.

When  $y_{\text{cut}} (R_2)$  increases,  $\gamma_{p_t}$  departs with  $\gamma_y$  and approaches to  $\gamma_\varphi$ . What is important is that  $\gamma_{p_t}$  and  $\gamma_\varphi$ , instead of going up parallelly, cross over each other, turns from  $\gamma_\varphi < \gamma_{p_t}$  to  $\gamma_\varphi > \gamma_{p_t}$ , resulting in a sharp transition point. After that, the three  $\gamma$ 's approach eventually to a common value, and the “2-jet” sample approaches to the whole event sample.

In order to show the evolution of the anisotropy property of dynamical fluctuations with the variation of  $y_{\text{cut}} (R_2)$  more clearly, we take three typical points: (A)  $R_2 = 0.18$ , (B)  $R_2 = 0.48$ , (C)  $R_2 = 1$ , indicated by arrows in Fig.3(a). Point A corresponds to the case of undeveloped jets, B is the transition point and C is the whole sample. Since the anisotropy property of dynamical fluctuations determines solely by the rate of approaching to saturation of FM, which is characterized by the parameter  $\gamma$ , we rescale the  $F_2(p_t)$  and  $F_2(\varphi)$  appropriately, letting them coincide with  $F_2(y)$  at  $M = 3$  and arrive at a common saturation height with  $F_2(y)$ . The results are shown in Fig.4. It can be seen from the figure that when  $R_2 = 0.18$ ,  $F_2(\varphi)$  does not increase with  $M$ , i.e. no dynamical fluctuation at all in

$R_2 = 0.48$  (transition point),  $F_2(p_t)$  and  $F_2(\varphi)$  go to saturation almost with the same speed, much slower than  $F_2(y)$  do. When  $R_2 = 1$  (whole sample) all three  $F_2$  coincide and go to saturation with an identical speed.

For comparison, we have also done the same analysis using Jade algorithm. The results, shown in Fig.3(b), are qualitatively the same: At small  $y_{\text{cut}}$  ( $R_2$ ),  $\gamma_\varphi$  vanishes and  $\gamma_{p_t} \approx \gamma_y$ ; As  $y_{\text{cut}}$  ( $R_2$ ) increases  $\gamma_{p_t}$  and  $\gamma_\varphi$  approaches each other and cross over at  $y_{\text{cut}} \approx 0.158$  ( $R_2 \approx 0.39$ ). This is the transition point for Jade algorithm. The parameter  $\gamma$ 's at this point are  $\gamma_y = 1.22 \pm 0.04$ ,  $\gamma_{p_t} = 0.51 \pm 0.09$ ,  $\gamma_\varphi = 0.59 \pm 0.08$ .

In this letter we have shown using Lund Monte Carlo that, unlike the smooth change of average properties of the hadronic system inside jets, the anisotropy of dynamical fluctuations in these systems changes abruptly with the variation of the cut parameter  $y_{\text{cut}}$ . At  $\sqrt{s} = 91.2$  GeV, the dynamical fluctuations in the whole  $e^+e^-$  collision sample (large  $y_{\text{cut}}$  limit) are fully isotropic in the 3-D phase space, and become highly anisotropic (almost no fluctuation at all in  $\varphi$ ) for small  $y_{\text{cut}}$  where the “jet” is highly undeveloped. A transition point exists, where the hadronic system inside jet behaves like that of the soft hadronic collisions, i.e. the dynamical fluctuations are isotropic in the transverse plane and anisotropic in the longitudinal-transverse planes. The corresponding relative transverse momentum at the transition point is about  $k_\perp \approx 4$  GeV/c, which is consistent with the critical value of transverse momentum between soft and hard (semi-hard) components in hadron-hadron collisions. Thus the transition point determines the physically meaningful value of  $y_{\text{cut}}$ , and thereby gives the number of jets in an events. The anisotropy property of the dynamical fluctuations can serve as a sensible probe for hard and soft processes.

## Acknowledgement

The authors are grateful to Fu Jinghua, Wu Yuanfang and Xie Qubin for valuable discussions.

## References

- [1] W. Bartel et al. (JADE Coll.), *Phys. Lett.* **B 123** (1983) 460; *Z. Phys.* **C 33** (1986) 23.
- [2] Yu. L. Dokshitzer, *J. Phys.* **G 17** (1991) 1537.
- [3] R. Brandelik et al. (TASSO Coll.), *Phys. Lett.* **86 B** (1979) 243.
- [4] D. P. Barber (Mark J Coll.), *Phys. Rev. Lett.* **43** (1979) 830.



- [6] W. Bartel et al. (JADE Coll.), *Phys. Lett.* **91 B** (1980) 142.
- [7] G. Arnison (UA1 Coll.), *Phys. Lett.* **123 B** (1983) 115.
- [8] G. Ciapetti (UA1 Coll.),  $\langle p_T \rangle$  dependence on event multiplicity in “minimum bias” events at the SPS Colliser, in Proc. of the 5th topical workshop on proton-antiproton collider physics, Eds. M. Greco, World Scientific Singapore 1986.
- [9] Liu Feng, Liu Fuming and Liu Lianshou, *Phys. Rev.* **D 59** (1999) 114020.
- [10] S. Brandt, Ch. Peyrou, R. Sosnowski and A. Wroblewski, *Phys. Lett.* **12** (1964) 57.
- [11] A. Białas and R. Peschanski, *Nucl. Phys.* **B 273** (1986) 703; *ibid* **308** (1988) 857.
- [12] W. Ochs, *Phys. Lett.* **B 347** (1990) 101.
- [13] Liu Lianshou, Zhang Yang and Deng Yue, *Z. Phys.* **C 73** (1997) 535.
- [14] Wu Yuanfang and Liu Lianshou, *Science in China* (series A) **38** (1995) 435.
- [15] N. M. Agabayan et al. (NA22), *Phys. Lett.* **B 382** (1996) 305; N. M. Agabayan et al. (NA22), *Phys. Lett.* **B 431** (1998) 451.
- [16] G. Veneziano, Momentum and colour structure of jet in QCD, talk given at the *3rd Workshop on Current Problems in High Energy Particle Theory*, Florence, 1979.
- [17] P. Abreu (DELPHI), *Nucl. Phys.* **B386** (1992) 471.
- [18] Yu. L. Dokshitzer, G. D. Leder, S. Moretti and B. R. Webber, *JHEP* **08** (1997) 001.