

Anomalous f_1 exchange in vector meson photoproduction asymmetries

Yongseok Oh^{a*}, Nikolai I. Kochelev^{a,b†}, Dong-Pil Min^{a‡}, Vicente Vento^{c§},
and Andrey V. Vinnikov^{d**}

^a *Department of Physics and Center for Theoretical Physics, Seoul National University, Seoul
151-742, Korea*

^b *Bogoliubov Laboratory of Theoretical Physics, JINR, Dubna, Moscow region, 141980 Russia*

^c *Departament de Física Teòrica and Institut de Física Corpuscular, Universitat de
València-CSIC E-46100 Burjassot (Valencia), Spain*

^d *Far Eastern State University, Sukhanova 8, GSP, Vladivostok, 690660 Russia*
(December 2, 2024)

Abstract

We perform an analysis of the elastic production of vector mesons with polarized photon beams at high energy in order to investigate the validity of a recently proposed dynamical mechanism based on the dominance of the f_1 trajectory at high energies. The density matrix characterizing the angular distributions of the vector meson decays is calculated within an exchange model which includes the Pomeron and the f_1 . The asymmetries of these decays turn out to be very useful to disentangle the role of these exchanges since their effect depends crucially on their quantum numbers which are different.

*e-mail address: yoh@mulli.snu.ac.kr

†e-mail address: kochelev@thsun1.jinr.ru

‡e-mail address: dpmin@mulli.snu.ac.kr

§e-mail address: vicente.vento@uv.es

**e-mail address: vinnikov@thsun1.jinr.ru

The observables analyzed are accessible with present experimental facilities.

PACS number(s): 13.88.+e, 12.40.Nn, 13.25.-k, 13.60.Le

Exclusive photoproduction experiments of vector mesons have become powerful tools for testing diffractive mechanisms at high energy [1–3]. Regge theory has been successful in describing the diffractive production in terms of the Pomeron exchange mechanism. Donnachie and Landshoff [4,5] showed that, by assuming the Pomeron-photon analogy and introducing a form factor for the coupling of the Pomeron to quarks, the diffractive vector meson production with real and virtual photons could be described successfully by the soft Pomeron exchange. The soft Pomeron exchange governs this process for small $|t|$ and fulfills the s -channel helicity conservation, a consequence of the old vector dominance model [6] and a requirement of the experimental data [7,8]. However, at larger $|t|$, the soft Pomeron alone cannot explain the recent ZEUS data on elastic vector meson photo- and electroproduction [9] and new contributions seem necessary. For example Donnachie and Landshoff [10,11] introduce in addition to the *soft* Pomeron the *hard* Pomeron with the trajectory $\alpha_{P'} = 1.44 + 0.1t$ describing in this way the data up to $|t| \sim 2 \text{ GeV}^2$.

Recently we have suggested a new anomalous Regge trajectory with high intercept $\alpha_{f_1}(0) \approx 1$ and small slope $\alpha'_{f_1} \approx 0$ [12].¹ This trajectory has the quantum numbers $P = C = +1$ and the signature $\sigma = -1$ while the Pomeron carries $P = C = \sigma = +1$. In Ref. [12] we have shown that the f_1 exchange describes the vector meson photoproduction data at large energy and momentum transfer.² In this model, the soft Pomeron is dominant at $|t| \leq 1 \text{ GeV}^2$ while the f_1 exchange dominates the large $|t|$ region, $|t| \geq 1 \text{ GeV}^2$.

In order to understand the details of the mechanisms involved in our model it is important to investigate other physical quantities which can distinguish between the two exchanges, i.e., the Pomeron and the f_1 , in a clear way. Diffractive production of vector mesons by polarized photon beams seems to be the appropriate tool for such purpose as we will show hereafter.

One of the important features of the new anomalous f_1 trajectory is its odd signature, which should discriminate it from the Pomeron which has even signature. Therefore the contribution from this new exchange can be disentangled from the Pomeron contribution in spin-dependent processes. In order to investigate the very specific features of the f_1 trajectory contribution we consider vector meson production with polarized photon beams and its decay into pseudoscalar mesons. We find that the asymmetries of the vector meson decays described by the soft Pomeron and f_1 exchanges are drastically different from the predictions obtained with the soft and hard Pomeron exchanges.

Our starting point is the density matrix of the vector meson production by photons from

¹It is not well known how the Pomeron arises from QCD, although it seems quite plausible that it is related to the conformal anomaly of the theory [13,14]. In the same way we do not yet know how the anomalous f_1 trajectory arises from QCD, but we have strong suspicions that the origin of its physical relevance lies in its relation to the *axial anomaly* of the theory.

²The f_1 trajectory also gives natural explanation to the behavior of the cross sections of elastic hadron-hadron scattering at large $|t|$ and furthermore its contribution to the flavor singlet part of the spin-dependent structure function g_1 at low x region gives a new explanation to the proton spin problem.

proton targets,

$$\rho_{\lambda_V \lambda'_V} = \frac{1}{N} \sum_{\lambda'_N, \lambda_\gamma, \lambda_N, \lambda'_\gamma} T_{\lambda_V \lambda'_N, \lambda_\gamma \lambda_N} \rho(\gamma)_{\lambda_\gamma \lambda'_\gamma} T_{\lambda'_V \lambda'_N, \lambda'_\gamma \lambda_N}^*, \quad (1)$$

where T is the T -matrix element of elastic vector meson photoproduction process, λ 's are the polarization states of the particles, and N is the normalization factor defined as

$$N = \frac{1}{2} \sum_{\lambda \text{'s}} |T_{\lambda_V \lambda'_N, \lambda_\gamma \lambda_N}|^2. \quad (2)$$

The photon density matrix $\rho(\gamma)$ is given by

$$\rho(\gamma) = \frac{1}{2}(1 + \mathbf{P}_\gamma \cdot \boldsymbol{\sigma}), \quad (3)$$

where $\boldsymbol{\sigma}$ is the Pauli matrix and \mathbf{P}_γ specifies the polarization of linearly polarized photons and is given by

$$\mathbf{P}_\gamma = p_\gamma(-\cos 2\Phi, -\sin 2\Phi, 0), \quad (4)$$

where Φ denotes the angle between the photon polarization vector and the vector meson production plane, and p_γ denotes the magnitude of the polarization ($0 \leq p_\gamma \leq 1$). The decay angular distribution of the vector meson in its rest frame reads

$$\frac{d\mathcal{N}}{d\cos\vartheta d\varphi} \equiv W(\cos\vartheta, \varphi, \Phi) = W^0(\cos\vartheta, \varphi) + \sum_{i=1}^3 P_\gamma^i(\Phi) W^i(\cos\vartheta, \varphi), \quad (5)$$

where ϑ and φ are the polar and azimuthal angles of the direction of flight of one pseudoscalar meson in the vector meson rest frame. As in the literature, we use the Gottfried-Jackson frame [15] as the vector meson rest frame, where the z axis is in the direction of the incident photon as seen in this frame. (See Refs. [1,16–19] for details.)

The explicit forms of W^α are

$$\begin{aligned} W^0(\cos\vartheta, \varphi) &= \frac{3}{4\pi} \left\{ \frac{1}{2}(1 - \rho_{00}^0) + \frac{1}{2}(3\rho_{00}^0 - 1) \cos^2\vartheta - \sqrt{2} \operatorname{Re}\rho_{10}^0 \sin 2\vartheta \cos\varphi \right. \\ &\quad \left. - \operatorname{Re}\rho_{1-1}^0 \sin^2\vartheta \cos 2\varphi \right\}, \\ W^1(\cos\vartheta, \varphi) &= \frac{3}{4\pi} \left\{ \rho_{11}^1 \sin^2\vartheta + \rho_{00}^1 \cos^2\vartheta - \sqrt{2} \operatorname{Re}\rho_{10}^1 \sin 2\vartheta \cos\varphi - \operatorname{Re}\rho_{1-1}^1 \sin^2\vartheta \cos 2\varphi \right\}, \\ W^2(\cos\vartheta, \varphi) &= \frac{3}{4\pi} \left\{ \sqrt{2} \operatorname{Im}\rho_{10}^2 \sin 2\vartheta \sin\varphi + \operatorname{Im}\rho_{1-1}^2 \sin^2\vartheta \sin 2\varphi \right\}, \\ W^3(\cos\vartheta, \varphi) &= \frac{3}{4\pi} \left\{ \sqrt{2} \operatorname{Im}\rho_{10}^3 \sin 2\vartheta \sin\varphi + \operatorname{Im}\rho_{1-1}^3 \sin^2\vartheta \sin 2\varphi \right\}, \end{aligned} \quad (6)$$

where ρ_{ij}^α are the matrix elements of ρ^α which are defined by

$$\rho^0 = \frac{1}{2N} T T^\dagger, \quad \rho^i = \frac{1}{2N} T \sigma^i T^\dagger, \quad (7)$$

with $i = 1, 2, 3$, whose normalization is $\text{Tr}\rho^0 = 1$. There are various decay angular distribution functions arising from different photon polarizations, whose measurements determine the vector meson density matrix elements. Interesting quantities in connection with the nature of the exchanged particles are the asymmetries.

Depending on the direction of the polarization vector of the linearly polarized photon beams, we define the asymmetry Σ as

$$\Sigma \equiv \frac{\sigma_{\parallel} - \sigma_{\perp}}{\sigma_{\parallel} + \sigma_{\perp}} = \frac{1}{p_{\gamma}} \frac{W^L(0, \frac{\pi}{2}, \frac{\pi}{2}) - W^L(0, \frac{\pi}{2}, 0)}{W^L(0, \frac{\pi}{2}, \frac{\pi}{2}) + W^L(0, \frac{\pi}{2}, 0)}, \quad (8)$$

where σ_{\parallel} (σ_{\perp}) is the cross section for the symmetric decay of particle pairs produced parallel (normal) to the plane of polarization of the photon. W^L represents angular distribution for the decay (5) with linearly polarized photon beams. In terms of the density matrix, it can be written as

$$\Sigma = \frac{\rho_{11}^1 + \rho_{1-1}^1}{\rho_{11}^0 + \rho_{1-1}^0}. \quad (9)$$

Another relevant quantity is the parity asymmetry P_{σ} , which is defined from the observation that, if either natural ($P = \sigma$) or unnatural parity ($P = -\sigma$) exchange in the t -channel contributes, one has an additional symmetry [20],

$$T_{-\lambda_V \lambda'_N, -\lambda_{\gamma} \lambda_N} = \pm (-1)^{\lambda_V - \lambda_{\gamma}} T_{\lambda_V \lambda'_N, \lambda_{\gamma} \lambda_N}, \quad (10)$$

from which we get

$$\rho_{\lambda\lambda'}^{0(N/U)} = \frac{1}{2} [\rho_{\lambda\lambda'}^0 \mp (-1)^{\lambda} \rho_{-\lambda\lambda'}^1]. \quad (11)$$

This allows us to define the parity asymmetry by means of σ^N and σ^U , which are the contributions of natural and unnatural parity exchanges to the cross section respectively as

$$P_{\sigma} \equiv \frac{\sigma^N - \sigma^U}{\sigma^N + \sigma^U} = 2\rho_{1-1}^1 - \rho_{00}^1. \quad (12)$$

Therefore when we have only the natural parity exchange we get $P_{\sigma} = +1$, while we obtain $P_{\sigma} = -1$ when only the unnatural parity exchange contributes.

We apply the above formalism to ρ and ϕ meson photoproduction with polarized photon beams. We denote the four-momenta of the initial proton by p , that of the final proton by p' , the photon beam four-momentum by q , and that of the produced vector meson by q_V . The matrix element for the soft Pomeron exchange part reads [21–23]

$$\begin{aligned} T_{\lambda_V m', \lambda_{\gamma} m}^P &= i12\sqrt{4\pi\alpha_{\text{em}}}\beta_u G_P(w^2, t) F_1(t) \frac{m_V^2 \beta_f}{f_V} \frac{1}{m_V^2 - t} \left(\frac{2\mu_0^2}{2\mu_0^2 + m_V^2 - t} \right) \\ &\times \left\{ \bar{u}_{m'}(p') \not{q} u_m(p) \varepsilon_V^*(\lambda_V) \cdot \varepsilon_{\gamma}(\lambda_{\gamma}) - [q \cdot \varepsilon_V^*(\lambda_V)] \bar{u}_{m'}(p') \gamma_{\mu} u_m(p) \varepsilon_{\gamma}^{\mu}(\lambda_{\gamma}) \right\}, \end{aligned} \quad (13)$$

where the vector meson and the photon helicities are denoted by λ_V and λ_γ while m and m' are the spin projections of the initial and final nucleon, respectively. The remaining quantities are defined by

$$G_P(w^2, t) = \left(\frac{w^2}{s_0}\right)^{\alpha_P(t)-1} \exp\left\{-\frac{i\pi}{2}[\alpha_P(t) - 1]\right\},$$

$$F_1(t) = \frac{4m_p^2 - 2.8t}{(4m_p^2 - t)(1 - t/0.71)^2}, \quad (14)$$

with $w^2 = (2W^2 + 2m_p^2 - m_V^2)/4$ and $W^2 = (p + q)^2$. m_p represents the proton mass, while m_V the vector meson masses, and the Pomeron trajectory is $\alpha_P(t) = 1.08 + \alpha'_P t$ with $\alpha'_P = 1/s_0 = 0.25 \text{ GeV}^{-2}$. We use $\mu_0^2 = 1.1 \text{ GeV}^2$, $\beta_u = \beta_d = 2.07 \text{ GeV}^{-1}$ and $\beta_s = 1.45 \text{ GeV}^{-1}$. The vector meson decay constant is represented by f_V .

The f_1 exchange amplitude reads [12]

$$T_{\lambda_V m', \lambda_\gamma m}^{f_1} = i g_{f_1 V \gamma} g_{f_1 N N} F_{f_1 N N}(t) F_{f_1 V \gamma}(t) \frac{m_V^2}{t - m_{f_1}^2} \epsilon_{\mu\nu\alpha\beta} q^\mu \varepsilon_V^{*\nu}(\lambda_V) \varepsilon_\gamma^\alpha(\lambda_\gamma)$$

$$\times \left(g^{\beta\delta} - \frac{(p - p')^\beta (p - p')^\delta}{m_{f_1}^2} \right) \bar{u}_{m'}(p') \gamma_\delta \gamma_5 u_m(p), \quad (15)$$

where the $f_1 V \gamma$ coupling constants are determined from the f_1 decay: $g_{f_1 \rho^0 \gamma} = 0.94 \text{ GeV}^{-2}$ and $g_{f_1 \phi \gamma} = 0.18 \text{ GeV}^{-2}$. The form factors are $F_{f_1 N N}(t) = 1/(1 - t/m_{f_1}^2)^2$ with $m_{f_1} (= 1.285 \text{ GeV})$ defining the f_1 mass and $F_{f_1 V \gamma}(t) = (\Lambda_V^2 - m_{f_1}^2)/(\Lambda_V^2 - t)$ with $\Lambda_\rho = 1.5 \text{ GeV}$ and $\Lambda_\phi = 1.8 \text{ GeV}$. We refer for the details of the amplitudes to Ref. [12].

In Fig. 1 we show the differential cross section for ρ photoproduction at γp c.m. energy $W = 94 \text{ GeV}$, which is the kinematical region of the ZEUS experiments. The different role of the Pomeron and f_1 exchanges is apparent: The Pomeron dominates at small $|t|$ while the f_1 gives the major contribution at larger $|t|$. The differential cross section for ϕ photoproduction can be found in Ref. [12].

Figures 2 and 3 show the density matrices defined in Eq. (7) for ρ and ϕ photoproduction for the same energy.³ The figures emphasize the diverse features of the Pomeron and f_1 exchanges arising as a consequence from their different symmetry properties (10). The inclusion of the f_1 exchange changes the signs of some density matrix elements at large $|t|$ where the f_1 exchange dominates the process. This feature is responsible for the dramatic difference in the asymmetries between the two approaches.

We give predictions for the parity asymmetry P_σ in Fig. 4. We obtain identical result for the Σ asymmetry of Eq. (8). Σ is not related unambiguously to natural and unnatural parity exchange, but it becomes equivalent to P_σ if the helicity-flip amplitudes are suppressed as in our case. Furthermore, $P_\sigma = \pm 1$ implies $\Sigma = \pm 1$ although the reverse implication is not always true [16].

³ The ρ_{1-1}^0 , ρ_{11}^1 , ρ_{10}^3 and ρ_{1-1}^3 matrix elements vanish indistinctively for the Pomeron and for the Pomeron plus f_1 models.

Because of its natural parity, the Pomeron exchange leads to $P_\sigma = +1$ while the f_1 exchange gives $P_\sigma = -1$ due to its unnatural parity. Therefore in Fig. 4 one can view the relative strength of the two exchanges as a function of $|t|$. In ρ photoproduction the two exchanges are comparable in magnitude at $|t| \approx 1 \text{ GeV}^2$, which leads to the vanishing of P_σ in this region. Below this region, the Pomeron dominates and the asymmetry approaches $+1$, while it becomes -1 for $|t| > 2 \text{ GeV}^2$ where the f_1 dominance is clearly established.

Although, as shown above, the best way to distinguish the two mechanisms in vector meson production is to use the polarized photon beams, similar information can be obtained from vector meson *electroproduction* with unpolarized electron beam experiments [17,18] at small Q^2 , which can be performed at present electron facilities.

Data on the density matrix in vector meson electroproduction by fixed-target experiments is available [24,25]. Recently the H1 and ZEUS Collaborations [26,27] reported data on the density matrix elements in ρ^0 electroproduction at higher energy. Both seem to be consistent with the Pomeron exchange model. However it should be noted that these data were obtained only in the region of small $|t|$, say $|t| \leq 0.6 \text{ GeV}^2$, with large errors. In this region the natural parity exchange (Pomeron exchange) dominates and the f_1 exchange contribution is small, so it is not possible to draw any definite conclusion on the effect of the f_1 exchange from these limited data set. Since the f_1 exchange alters the predictions of the Pomeron exchange at large $|t|$, it is necessary to measure the $|t|$ -dependence of the density matrices up to $|t| \approx 2 \text{ GeV}^2$, and this may clarify the nature of the exchanged trajectory which is responsible for vector meson production at large $|t|$.

In summary, we have shown that the new anomalous unnatural-parity f_1 exchange leads to significant $|t|$ dependence of the P_σ and Σ asymmetries in polarized vector meson photoproduction. The recent claim of Donnachie and Landshoff [10,11] that the relatively large $|t|$ data of the ZEUS experiments could be explained by including the hard Pomeron will lead to a very different prediction on these asymmetries and can be discriminated from the f_1 exchange process. We have good reason to believe that the existence of the anomalous f_1 exchange in vector meson production is deeply related to the properties of the axial anomaly in QCD [12]. Therefore the investigation of the decay asymmetries in vector meson production by polarized photon or (un)polarized lepton beams at present experimental facilities such as CERN, DESY and Fermilab will shed light on our understanding of the diffractive processes from the fundamental structure of QCD.

We are grateful to J. A. Crittenden, S. B. Gerasimov, and A. I. Titov for fruitful discussions. Y.O. and D.P.M. were supported in part by the KOSEF through the CTP of Seoul National University. V.V. was supported by DGICYT-PB97-1227. N.I.K. thanks the Department of Physics of Seoul National University for the warm hospitality.

REFERENCES

- [1] T. H. Bauer, R. D. Spital, D. R. Yennie, and F. M. Pipkin, *Rev. Mod. Phys.* **50**, 261 (1978), (E) **51**, 407 (1979).
- [2] J. A. Crittenden, *Exclusive production of neutral vector mesons at the electron-proton collider HERA*, Vol. 140 of *Springer Tracts in Modern Physics*, (Springer-Verlag, Berlin, 1997).
- [3] H. Abramowicz and A. Caldwell, *Rev. Mod. Phys.* **71**, 1275 (1999).
- [4] A. Donnachie and P. V. Landshoff, *Phys. Lett. B* **185**, 403 (1987).
- [5] A. Donnachie and P. V. Landshoff, *Phys. Lett. B* **207**, 319 (1988).
- [6] J. J. Sakurai, *Phys. Rev. Lett.* **22**, 981 (1969).
- [7] J. Ballam *et al.*, *Phys. Rev. D* **5**, 545 (1972).
- [8] J. Ballam *et al.*, *Phys. Rev. D* **7**, 3150 (1973).
- [9] ZEUS Collaboration, J. Breitweg *et al.*, DESY Report No. DESY-99-160 (1999), hep-ex/9910038.
- [10] A. Donnachie and P. V. Landshoff, *Phys. Lett. B* **437**, 408 (1998).
- [11] A. Donnachie and P. V. Landshoff, Manchester Univ. Report No. MC-TH-99-16 (1999), hep-ph/9912312.
- [12] N. I. Kochelev, D.-P. Min, Y. Oh, V. Vento, and A. V. Vinnikov, Seoul Nat'l Univ. Report No. SNUTP-99-048 (1999), hep-ph/9911480, to be published in *Phys. Rev. D*.
- [13] D. Kharzeev and E. Levin, BNL Report No. BNL-NT-99-8 (1999), hep-ph/9912216.
- [14] E. V. Shuryak, SUNY Stony Brook Report (2000), hep-ph/0001189.
- [15] K. Gottfried and J. D. Jackson, *Nouvo Cimento* **33**, 309 (1964).
- [16] K. Schilling, P. Seyboth, and G. Wolf, *Nucl. Phys.* **B15**, 397 (1970), (E) **B18**, 332 (1970).
- [17] K. Schilling and G. Wolf, *Nucl. Phys.* **B61**, 381 (1973).
- [18] G. Wolf and P. Söding, in *Electromagnetic Interactions of Hadrons*, Vol. 2, edited by A. Donnachie and G. Shaw, (Plenum Press, New York, 1978) p. 1.
- [19] A. I. Titov, T.-S. H. Lee, H. Toki, and O. Streltsova, *Phys. Rev. C* **60**, 035205 (1999).
- [20] G. Cohen-Tannoudji, Ph. Salin, and A. Morel, *Nouvo Cimento* **55**, 412 (1968).
- [21] A. Donnachie and P. V. Landshoff, *Nucl. Phys.* **B244**, 322 (1984).
- [22] J.-M. Laget and R. Mendez-Galain, *Nucl. Phys.* **A581**, 397 (1995).
- [23] M. A. Pichowsky and T.-S. H. Lee, *Phys. Rev. D* **56**, 1644 (1997).
- [24] P. Joos *et al.*, *Nucl. Phys.* **B113**, 53 (1976).
- [25] W. D. Shambroom *et al.*, *Phys. Rev. D* **26**, 1 (1982).
- [26] H1 Collaboration, C. Adloff *et al.*, DESY Report No. DESY-99-010 (1999), hep-ex/9902019.
- [27] ZEUS Collaboration, J. Breitweg *et al.*, DESY Report No. DESY-99-102 (1999), hep-ex/9908026.

FIGURES

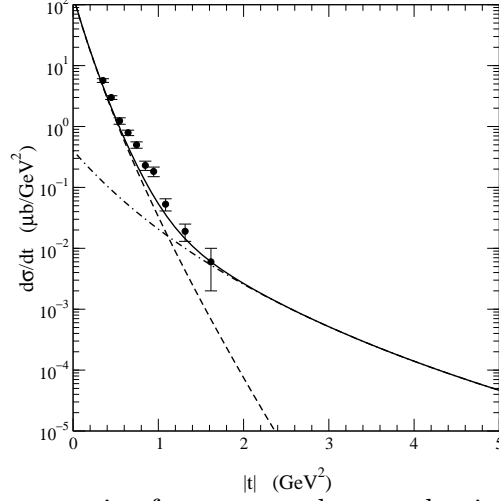


FIG. 1. The differential cross section for ρ meson photoproduction at $W = 94$ GeV. The dashed and dot-dashed lines are the contributions from the Pomeron and f_1 exchange, respectively, while the solid line is obtained by including both exchanges. Experimental data are from Ref. [9].

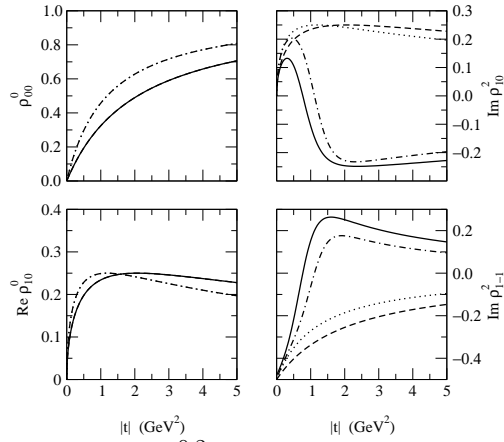


FIG. 2. Vector meson density matrix $\rho_{ik}^{0,2}$. The dotted and dot-dashed lines (dashed and solid lines) are predictions of the Pomeron exchange and Pomeron plus f_1 exchange models, respectively, for ρ (ϕ) photoproduction at $W = 94$ GeV. The f_1 exchange does not give any significant effect to ρ_{00}^0 and ρ_{10}^0 .

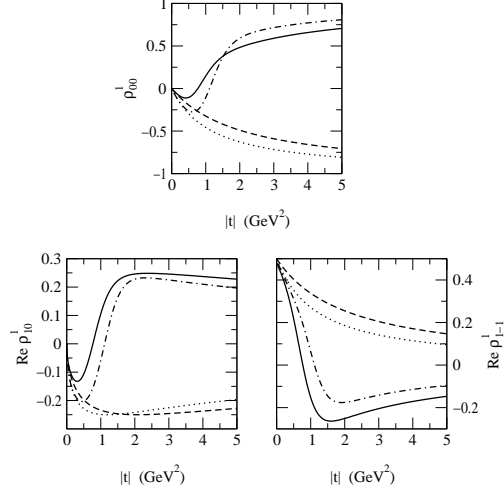


FIG. 3. Vector meson density matrix ρ_{ik}^1 . Notations are the same as in Fig. 2.

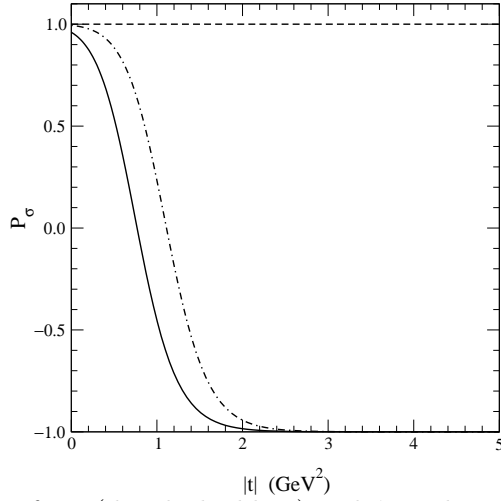


FIG. 4. The asymmetry P_σ for ρ (dot-dashed line) and ϕ production (solid line) within Pomeron plus f_1 exchange. The dashed line is the prediction of the Pomeron exchange for ρ and ϕ production.