

# Hadron masses in QCD on a $16^3 \times 40$ lattice at $\beta = 5.7$ with $ma = 0.01$

Dong Chen<sup>a \*</sup>

<sup>a</sup>Department of Physics, Columbia University, New York, NY 10027, USA

We report on the hadron mass spectrum obtained on a  $16^3 \times 40$  lattice in full QCD at  $\beta = 5.7$  using two flavors of staggered fermions with  $ma = 0.01$ . We study the effective mass plateaus for different sized sources. Our mass results are slightly lighter than our earlier  $16^3 \times 32$  calculation. The Landau gauge  $\Delta$  is quite different from the Coulomb gauge  $\Delta$ .

## 1. INTRODUCTION

The hadron mass spectrum is one of the fundamental quantities to calculate in lattice QCD. The Columbia group has done hadron mass calculations with two flavors of staggered dynamical quarks for  $ma = 0.01, 0.015, 0.02, 0.025$  on a  $16^3 \times 32$  volume and  $ma = 0.01, 0.025$  on  $32^4$ , both at  $\beta = 5.7$  [1–3]. We also investigated  $ma = 0.004$  on  $16^3 \times 32$  at  $\beta = 5.48$  [4].

In this note, we report a new study on a  $16^3 \times 40$  lattice with  $ma = 0.01$  at  $\beta = 5.7$ . The increased time dimension from  $N_t = 32$  to  $N_t = 40$  gives longer plateaus in the effective mass plots so that hadron masses can be extracted more reliably. We systemically study the source size effects on the determination of the mass values. Two non-local  $\Delta$  operators have also been added. They are measured in both Coulomb gauge and Landau gauge.

## 2. SIMULATION

Table 1 lists the parameters of our calculation. We use the 'R'-algorithm of Gottlieb, *et. al.* [5] for our evolution along with their notation. We have collected 3100 microcanonical time units during a 5 month run on the 256-node Columbia parallel computer. Hadron masses are measured every 6 time units. For a single gauge configuration, sources are set on 5 different time slices to

perform an average over time slices (AOTS).

Table 1  
Simulation parameters

volume	$16^3 \times 40$
$\beta$	5.7
$m_{\text{dynamical}}a$	0.01
length	250–3100 $\tau$
trajectory length	0.5 $\tau$
step size	0.0078125 $\tau$
CG stopping condition	$1.13 \times 10^{-5}$
minutes/trajectory	12.5
hadron source types	wall, 2Z wall, Z
hadron source sizes	$16^3, 12^3, 8^3, 4^3$ , point
valence quark masses	0.004, 0.01, 0.015, 0.02 0.025, 0.05, 0.07

For hadron mass calculations, our 2Z source is set on a fixed  $t$  slice and is non-zero when only all  $(x, y, z)$  are even; our Z source is non-zero for all  $(x, y, z)$ . Previously our 2Z and Z wall sources were non-zero across the entire spatial volume. In this run, however, we also set sources on smaller cubic spatial volumes. Besides the dynamical quark mass, we also calculate quark propagators using different valence quark masses so that we can make hadron propagators out of different sets of quark masses. Table 1 also lists all of our hadron source sizes and valence quark masses. Out of all the possible combinations of source types, sizes and valence quark masses, we

\*This work was done in collaboration with Norman H. Christ, Robert D. Mawhinney, Igor Arsenin, Shailesh Chandrasekharan, Weonjong Lee and Decai Zhu and supported in part by the Department of Energy.

have a total of 19 combinations for mesons, 21 combinations the nucleon and 10 combinations for the  $\Delta$ .

Figure 1 shows the evolution of  $\langle\bar{\chi}\chi\rangle$  during our run. Discarding the first 250 time units for thermalization gives  $\langle\bar{\chi}\chi\rangle = 0.0276(2)$ . This is consistent with the value  $0.0277(3)$  from our earlier  $16^3 \times 32$  run [1,2].

fact, in our earlier  $32^4, \beta = 5.7, ma = 0.025$  calculation with a  $32^3$  source, all the effective masses rose from below and the nucleon probably never reached a plateau. For our current data, all the effective masses from different sized sources converge to the same plateau. It is clear that  $16^3$  is the optimal source size for this calculation because it gives the longest plateau.

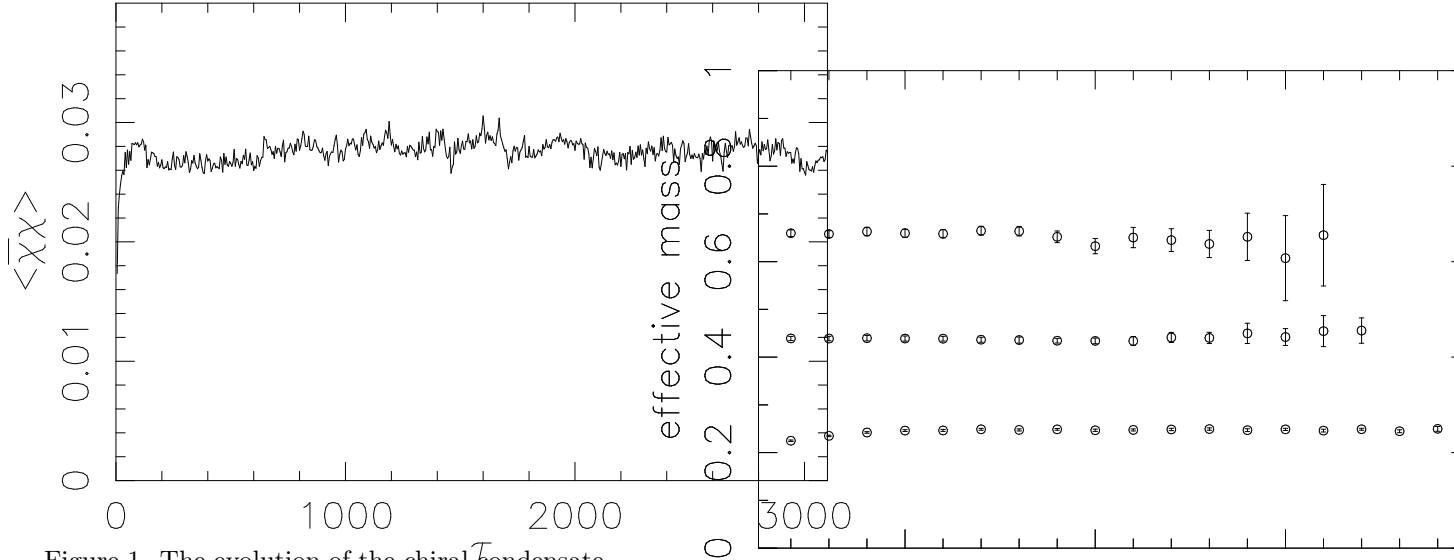


Figure 1. The evolution of the chiral  $\tau$  condensate.

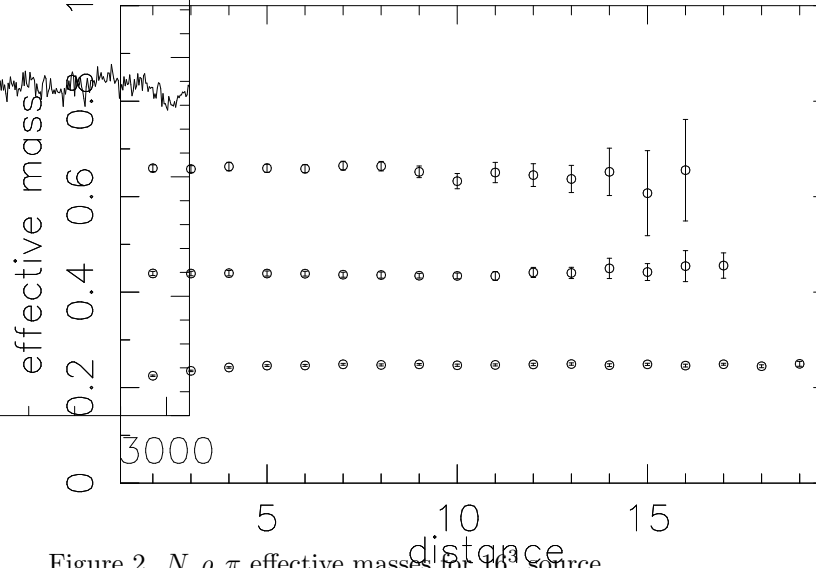


Figure 2.  $N, \rho, \pi$  effective masses for  $16^3$  source.

### 3. RESULTS

We see quite significant source size effects on the effective mass plots for hadrons. Figure 2 and 3 show from top to bottom the effective mass plots for  $N, \rho, \pi$  on  $16^3$  and  $8^3$  sized sources. For the  $16^3$  source, the effective masses are quite flat as the distance varies. When the source size becomes smaller, the effective masses reach a plateau from above. The smaller the size of the source, the higher the value of the effective masses at short distances. This behavior is seen with all our different sources:  $4^3, 8^3, 12^3, 16^3$ . In

Table 2 is a list of hadron mass values for our current  $16^3 \times 40$  calculation. Also listed for comparison are our earlier  $16^3 \times 32$  results. All our fits are correlated fits with errors determined from the jackknife method. The pion mass is obtained from a single state fit with the  $2Z$  source. All the other mesons and the nucleon come from two state fits with the  $2Z$  source. Our  $\Delta$ 's come from two state fits with the  $Z$  source.  $\Delta_1$  and  $\Delta_0$  are two equivalent lattice operators corresponding to

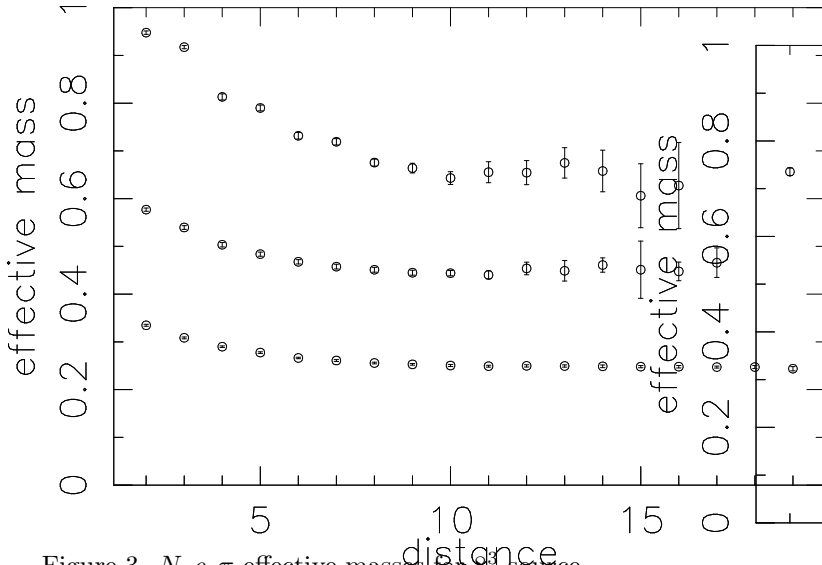


Figure 3.  $N, \rho, \pi$  effective masses for  $8^3$  source.

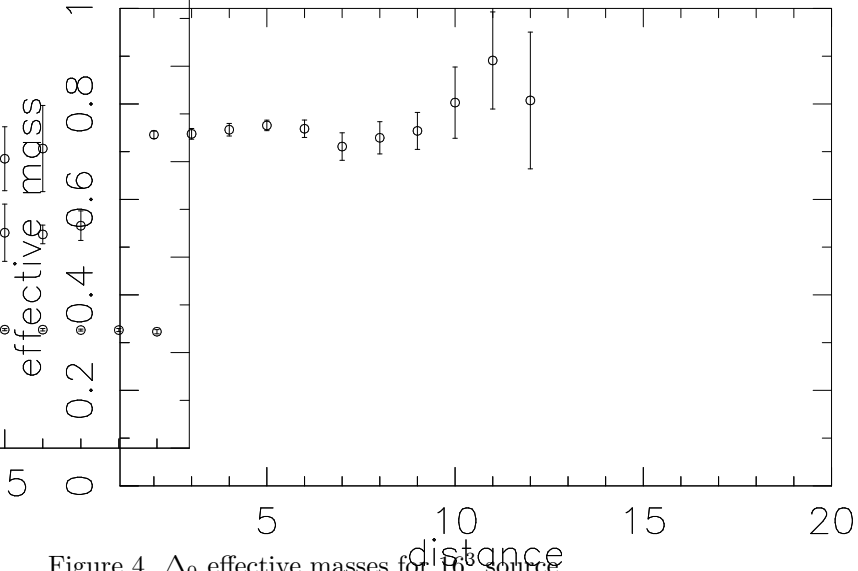


Figure 4.  $\Delta_0$  effective masses for  $16^3$  source.

the two  $A_2$  operators in ref [6], respectively. All our sinks are local except for the  $\Delta$ 's which are necessarily non-local in the staggered fermion formalism. Figure 4 is an effective mass plot for the Coulomb gauge  $\Delta_0$  with a  $16^3$  source.

All our mass values are somewhat lighter than that found in the earlier  $16^3 \times 32$  run. The nucleon is especially light, about 3 standard deviations lower than the earlier result. This is not because of different fitting ranges; fitting our data with distances up to 16 instead of 20 gives essentially the same mass spectrum. The two runs have about the same statistics. The earlier one has more averaging on a single configuration while the current one has more independent configurations. Except for the possibility that we are seeing a finite temperature effect (With antiperiodic boundary conditions in the time direction, our larger  $N_t$  lowers the temperature from 53 MeV to 44 MeV.), one may argue that in both of the runs, the errors are underestimated and that our simulation time is not sufficiently large to accu-

rately compute the effects of autocorrelations.

The  $\Delta$  masses measured in Landau gauge are quite different from those measured with both the source and the sink time slices in Coulomb gauge. They are about 3 standard deviations lower. In fact, their masses are in closer agreement with the nucleon than the Coulomb gauge  $\Delta$ 's. This raises a question about the validity of using Landau gauge, non-local operators in general, since the gauge-dependent correlation between different time slices in Landau gauge may alter the signal one wants to obtain.

Setting the  $\rho$  mass to 770 MeV to fix the scale, we find  $m_\pi = 436(6)$  MeV,  $m_{\pi_2} = 502(9)$  MeV,  $m_N = 1153(20)$  MeV and  $m_\Delta = 1290(40)$  MeV (averaging over our Coulomb gauge  $\Delta_0$  and  $\Delta_1$ ). Our lattice spacing is  $a^{-1} = 1750(20)$  MeV and the lattice size is  $La = 1.80(2)$  fm.

## REFERENCES

Table 2

Hadron mass results:  $\beta = 5.7, ma = 0.01$ .

volume	$16^3 \times 32$	$16^3 \times 40$
length	1050–2700 $\tau$	250–3100 $\tau$
measured every	5 $\tau$	6 $\tau$
# of measurements	330	475
AOTS	32	5
<hr/>		
$\langle \bar{\chi}\chi \rangle a^3$	0.0277(3)	0.0276(2)
$m_\pi a$	0.252(3)	0.249(2)
$m_{\pi_2} a$	0.295(3)	0.288(4)
$m_\rho a$	0.454(4)	0.440(5)
$m_{\rho_2} a$	0.457(7)	0.440(6)
$m_N a$	0.692(6)	0.659(9)
$m_{N'} a$	0.795(10)	0.767(18)
$m_\sigma a$	0.441(14)	0.435(10)
$m_{A_1} a$	0.586(14)	0.576(15)
$m_B a$	0.610(9)	0.609(17)
$m_N/m_\rho$	1.527(11)	1.499(13)
<hr/>		
$m_{\Delta_0} a(\text{C})$		0.753(23)
$m_{\Delta_1} a(\text{C})$		0.721(19)
$m_{\Delta_0} a(\text{L})$		0.688(15)
$m_{\Delta_1} a(\text{L})$		0.659(22)

The fits have  $t_{min} = 9$  for the  $\pi$  and  $t_{min} = 6$  for all other particles. The  $\chi^2/dof$  for all fits are  $\leq 2$ .

1. H. Chen, Nucl. Phys. B (Proc. Suppl.) 20 (1991), 370
2. F.R. Brown, *el. al.*, Phys. Rev. Lett. 67 (1991), 1062
3. W. Schaffer, Nucl. Phys. B (Proc. Suppl.) 30 (1993), 405
4. D. Chen and R.D. Mawhinney, Nucl. Phys. B (Proc. Suppl.) 34 (1994), 370
5. S. Gottlieb, *el. al.*, Phys. Rev. D 35 (1987), 2531
6. M. Golterman and J. Smit, Nucl. Phys. B 255 (1985), 328
7. M. Fukugita, *el. al.*, Phys. Rev. D 47 (1993), 4739