

Quarkonium at finite temperature

Takashi Umeda

Brookhaven National Laboratory, Upton, NY, USA, 11973

Abstract

Lattice QCD studies on charmonium at finite temperature are presented. After a discussion about problems for the Maximum Entropy Method applied to finite temperature lattice QCD, I show several results on charmonium spectral functions. The “wave function” of charmonium is also discussed to study the spatial correlation between quark and anti-quark in deconfinement phase.

Key words: Lattice QCD, Charmonium, QGP

PACS: 12.38.Gc, 12.38.Mh

1 Introduction

To investigate the properties of quark gluon plasma (QGP) in heavy ion collision experiments, theoretical prospects play important roles, since such processes include complicated interactions among large number of particles. Changes of charmonium states have been regarded as one of the most important probes of plasma formation [1], because the potential model calculations predict the mass shift of charmonium near T_c [2], and J/ψ suppression above T_c [3]. However, lattice QCD simulations have indicated that the thermal properties of hadronic correlators are much more involved than weakly interacting almost free quarks [4]. Furthermore, recent lattice QCD studies of spectral functions of charmonium suggest that hadronic excitations of $c\bar{c}$ system may survive even above T_c [5,6,7].

In this proceeding Lattice QCD studies for properties of charmonia at finite temperature are presented. In the Sect.2 the charmonium spectral function are discussed. There are several difficulties to extract the spectral function from temporal correlation function at finite temperature. After I summarize the difficulties and explain how to overcome it, several numerical results are presented. In the Sect.3 I show a study of “wave function” of charmonium at finite temperature. Although the study was performed before a serious of the

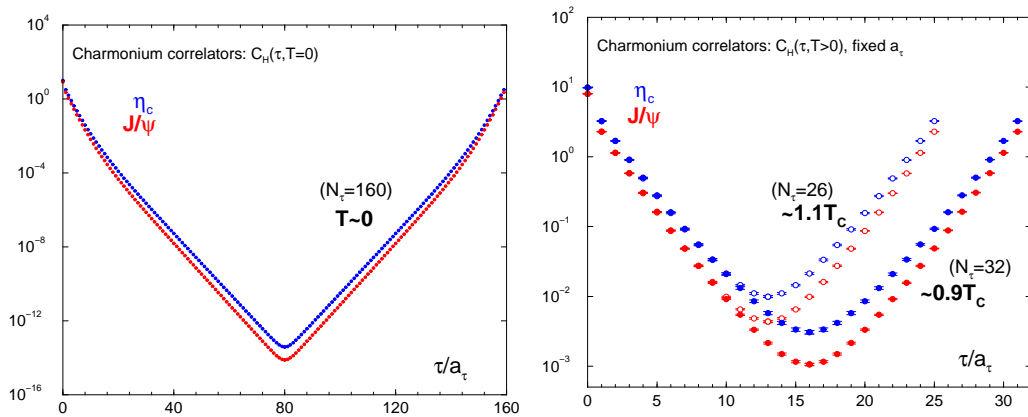


Fig. 1. Samples of charmonium correlation function at $T = 0$ (left) and at $T > 0$ (right). Vertical axis is logarithmic scale. Details of numerical setup is described in Sect.2.3

studies of spectral function, it already shows clear nonperturbative nature charmonium state in the QGP. Finally I summarize this proceeding.

2 Spectral function of charmonium at finite temperature

2.1 Correlation function of charmonium at finite temperature.

For the study of charmonium physics at $T > 0$ on a lattice, there are several problems. Then I classify these problems into two categories.

- (i) Precise calculation of temporal correlator of charmonium at $T > 0$
- (ii) Extraction of physical properties of charmonium from the correlators

First I consider the former one, (i). In the lattice QCD simulation at $T > 0$, we set a temporal lattice extent to $1/T$. At high temperature, one needs the large lattice cutoff to work with the sufficient degrees of freedom in the temporal direction. In order to obtain the detailed information of temporal meson correlators at $T > 0$, a high resolution in temporal direction is needed. The large lattice cutoff is also necessary to study a correlator of meson with the heavy quarks because of $O(m_q a)$ error in quark action. If one tries to overcome these difficulties with straightforward way, the tremendous large computational power is necessary. In order to get the sufficiently fine resolution with limited computer resources, the anisotropic lattice, which has a finer temporal lattice spacing a_τ than the spatial one a_σ , is a reasonable solution.

Here I show, in fig.1, samples of charmonium correlation function using the anisotropic lattice, whose numerical setup is described in Sect.2.3. In this case, there are 160 data points in temporal direction at $T = 0$. On the other hand, at $T > 0$ near the T_c the number is reduced to about 30 data points or less, furthermore only half data points are available because of the (anti)periodic boundary condition in t-direction. Due to restriction of computational resources, it is difficult to largely increase the data point than that of the sample even in quenched simulation.

The latter problems, (ii), are much more difficult to be overcome. This is because one is inevitably enforced to extract the spectral properties from the data at the short temporal distance, where high frequency component of the dynamics is significant. In order to extract the information of spectral function from finite temperature correlation function in such a condition the Maximum Entropy Method (MEM) is proposed. The method successfully works in zero temperature lattice QCD [8,9]. In the next section I discuss the method applied to finite temperature system.

2.2 Maximum entropy method

Let me briefly summarize the outline of MEM basically following Ref. [8], which reviews in detail MEM applied to data of lattice QCD simulation. One obtains the spectral function, $A(\omega)$, from the given lattice result for the correlator, $C(t)$, by solving the inverse problem,

$$C(t) = \int_0^{\infty} d\omega K(t, \omega) A(\omega), \quad (1)$$

where the (continuum type) kernel $K(t, \omega)$ is given by

$$K(t, \omega) = \frac{e^{-\omega t} + e^{-\omega(N_t - t)}}{1 - e^{-N_t \omega}}. \quad (2)$$

To extract the $A(\omega)$, MEM maximizes a functional $Q(A; \alpha) = \alpha S[A] - L[A]$. $L[A]$ is the usual likelihood function, and minimized in the standard χ^2 fit. The Shannon-Jaynes entropy $S[A]$ is defined as

$$S[A] = \int_0^{\infty} d\omega \left[A(\omega) - m(\omega) - A(\omega) \log \left(\frac{A(\omega)}{m(\omega)} \right) \right]. \quad (3)$$

The function $m(\omega)$ is called the default model function, and should be given as a plausible form of $A(\omega)$. At the last stage of calculation the parameter α

can be integrated out by a weighted average of prior probability for α .

In the maximization step of $Q(A; \alpha)$ the singular value decomposition of the kernel $K(t, \omega)$ is usually used [8].¹ Then the SPF is represented as a linear combination of the eigenfunctions of $K(t, \omega)$:

$$A(\omega) = m(\omega) \exp \left\{ \sum_{i=1}^{N_s} b_i u_i(\omega) \right\}, \quad (4)$$

where N_s is the number of eigenfunctions, b_i are parameters, and $u_i(\omega)$ the eigenfunction of the kernel $K(t, \omega)$. The number of degrees of freedom of $A(\omega)$ is accordingly reduced to the number of data points of the correlator. Although b_i can in principle be determined uniquely from the data without introducing an entropy term, the small eigenvalues of $K(t, \omega)$ lead to a singular behavior of the spectral function; hence truncation of the terms is practically required, i.e. N_s may be less than the number of data points [11]. In MEM, the entropy term stabilizes the problem and guarantees an unique solution for the coefficients of the eigenfunctions [8].

An outstanding feature of Eq.(4) is that it can be fitted to generic shape without restriction to specific forms such as a sum of poles. However, the resolution of course depends on the number of degree of freedom in Eq. (4), and also on ω .

As mentioned in this section, MEM needs a default model function to define the entropy term Q . Since small difference between a trial SPF and default model function makes the entropy term large, the default model function strongly affects the result of MEM when the quality of data is not sufficient. Therefore the default model function should include only reliable information we know beforehand. If not so, there is a risk the result might be controlled by hand.

2.3 Numerical results of the charmonium spectral functions

Although the MEM applied to finite temperature has some subtleties, it is one of the most powerful tools to study spectral functions. Therefore there are many studies of the charmonium spectral function by using the MEM. Here I present some results of the studies, based on our works.

The first studies is performed on quenched anisotropic lattice. To avoid the subtlety of the MEM the authors adopt the MEM and the standard least

¹ Analysis of MEM without singular value decomposition was examined in Ref. [10].

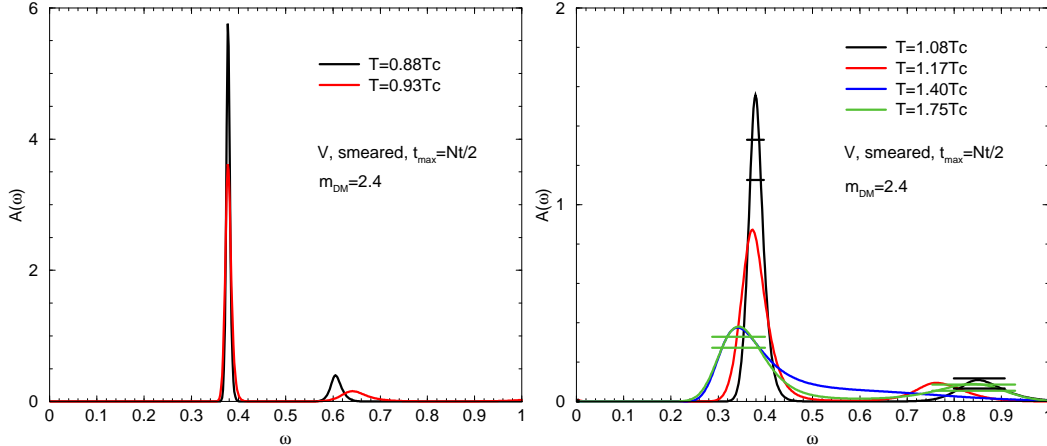


Fig. 2. Charmonium spectral function from a smeared operators in V channel, whose lowest state corresponds to J/ψ , below T_c (left) and above T_c (right) [5]. Lines around peaks present an error of the peak in the MEM.

square analysis with an ansatz for shape of spectral functions. The result of the former provides the prior knowledge required for the latter. Combining the two methods, the results may be more reliable and quantitative than with one of them. In the previous study [5] suggested that MEM fails to extract the spectral function from the correlator of local operators at $T > 0$ in their lattice setup. Therefore spatially extended operators are adopted to enhance the low frequency mode of the spectral function. However the smeared operators may lead to an artificial peak, and thus careful analysis is necessary to distinguish the physical results from the artifact ones.

The simulation is performed on lattices with the spatial lattice cutoff $a_\sigma^{-1} \simeq 2$ GeV and the anisotropy $a_\sigma/a_\tau = 4$ in the quenched approximation [12]. The lattice sizes are $20^3 \times N_t$, where N_t are from 160 ($T \simeq 0$) to 16 ($T \simeq 1.75T_c$). The numbers of configurations are 500 at $T \simeq 0$ and 1000 at $T > 0$. $N_t = 28$ roughly corresponds to the transition temperature. The quark field is described by the $O(a)$ improved Wilson action with the tree-level tadpole-improvement. The hopping parameter is chosen so that the charmonium spectrum is roughly reproduced.

Although the MEM result shows that the spectral functions have peak structure in PS and V channels (corresponding to η_c and J/ψ) at all temperature, the difference of result for different smearing functions, “smeared” and “half-smeared”, exists at higher temperature, especially above $1.4T_c$. This means that the peak structure of the spectral function at high temperature might be artificial. Furthermore they find large default model function dependence of the results, in which the position of the peak is stable but the peak width has large dependence. Therefore they conclude that the peak structure of the spectral function at higher temperature, i.e. more than $1.4T_c$, may be artificial. However, up to $1.4T_c$ the peak structure, in other words, hadronic excitations

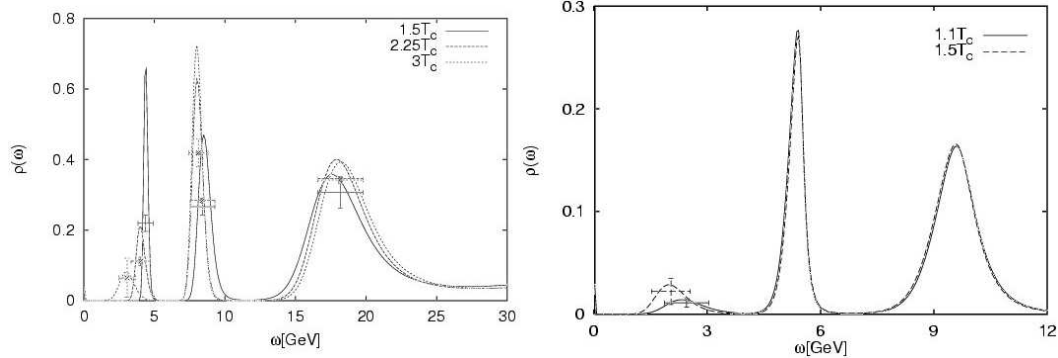


Fig. 3. Charmonium spectral function above T_c in V channel, whose lowest state corresponds to J/ψ (left), and in AV channel, whose lowest state corresponds to χ_c (right) [6].

may survive even in the deconfinement phase.

Next the Bielefeld group tried to calculate on isotropic quenched lattices with local operators [6]. Figure (left) shows the spectral function in V channel at various temperature above T_c . Their result also shows that there are peak structures in PS and V channels above T_c . The peaks survive even above $2T_c$. Furthermore they calculated the axial vector channel, fig. (right), whose lowest peak corresponds to χ_c state. The correlation function of the axial vector channel shows drastic change just above T_c , then the lowest peak of the spectral function disappears just after the deconfinement phase transition. Hatsuda and Asakawa studied on anisotropic quenched lattice with local operators, and their results also show the existence of the hadronic state up to about $1.6T_c$ [7]. The details of the result were presented in this conference. Recently the Trin-lat group calculated on anisotropic 2-flavor full QCD lattice. The result also consistent with all previous quenched lattice results.

3 Wave function of charmonium at finite temperature

In this subsection the $c\bar{c}$ bound state at $T > 0$ is discussed in the light of “wave function”. The definition of the “wave function” in the Coulomb gauge is as follows.

$$w_M(\vec{r}, t) = \sum_{\vec{x}} \langle \bar{q}(\vec{x} + \vec{r}, t) \gamma_M q(\vec{x}, t) O_M^\dagger(0) \rangle \quad (5)$$

Here this definition is the same form as the Bethe-Salpiter function. This wave function shows the spatial correlation between q and \bar{q} , and gives us a hint of the mesonic bound state from its t dependence. In the case of free quarks, $q\bar{q}$ has no bound state, then the wave function ought to broaden with

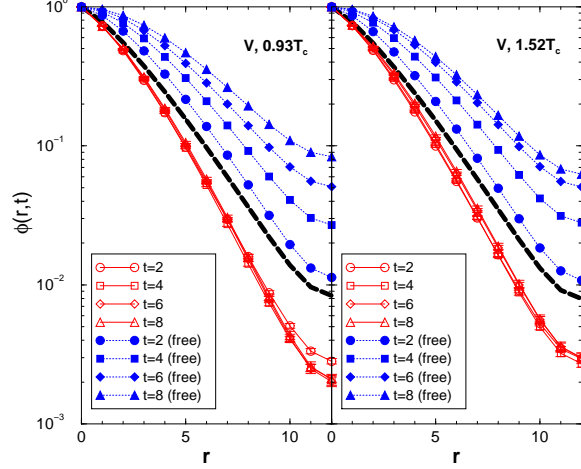


Fig. 4. The spatial quark and antiquark correlation below and above T_c [13]. The dashed lines are an initial distribution of quark and antiquark. The solid symbols are result in free quark case.

t . On the other hand if quark and anti-quark form a bound state, the wave function holds a stable shape with t . We can discuss the existence of such a bound state by observing the t -dependence of the the wave function. For this purpose we compare the correlation at spatial origin with another spatially separated point at each t . Therefore we define the wave function normalized at the spatial origin, $\phi_M(\vec{r}, t)$, as follows,

$$\phi_M(\vec{r}, t) = \frac{w_M(\vec{r}, t)}{w_M(\vec{0}, t)}. \quad (6)$$

From now on the wave function denotes this normalized definition.

Fig. 4 shows the results at $T > 0$ with the smeared source function which is slightly wider than the observed wave function at $T = 0$. The wave functions composed of free quark propagators are also shown together.

As is shown in the Fig. 4, the behaviors of the observed wave functions are clearly different from that of the free quark case at each temperature and in each mesonic channel. In the free quark case, as I expected, the wave functions are broadening as t increased. On the other hand, the observed wave functions hold stable shape which is the slightly narrower than source function. These behaviors are independent of the source function.

4 Summary

In this proceeding I present the lattice QCD studies of charmonia at finite temperature. The studies of spectral functions of charmonium at finite temperature is possible by using the MEM. The MEM is powerful tool to study the spectral function, but various systematic uncertainties have to be controlled. Most study of the spectral function is consistent with an existence of η_c and J/ψ up to 1.5-2 T_c . Other approach such as “wave function” also consistent with a compact state composed of charm and anti-charm quarks even above T_c . Although these conclusion is rather strange in view of a naive QGP picture, our lattice QCD results and other phenomenological studies support this interesting strongly interacting QGP picture.

As next steps with lattice QCD simulations, accurate determination of the dissociation temperature is required. For the purpose reliable calculations with full QCD simulation are necessary. For phenomenological discussion of J/ψ suppression, ψ' and χ_c states should be studied in detail.

References

- [1] NA50 Collaboration, Phys. Lett. B 477 (2000) 28.
- [2] T. Hashimoto et al, Phys. Rev. Lett. 57 (1986) 2123.
- [3] T. Matsui and H. Satz, Phys. Lett. B 178 (1986) 416.
- [4] QCD-TARO Collaboration, Phys. Rev. D **63** (2001) 054501;
- [5] T. Umeda, *et al.*, Eur. Phys. J. C **39S1**, 9 (2005) [arXiv:hep-lat/0211003].
- [6] S. Datta et al., J. Phys. G30 (2004) S1347.
- [7] M. Asakawa and T. Hatsuda, Phys. Rev. Lett. 92 (2004) 012001.
- [8] M. Asakawa *et al.*, Prog. Part. Nucl. Phys. **46**, 459 (2001).
- [9] T. Yamazaki *et al.* [CP-PACS Collaboration], Phys. Rev. D **65**, 014501 (2002).
- [10] H. R. Fiebig, Phys. Rev. D **65** (2002) 094512.
- [11] For pioneering works, QCD-TARO Collaboration, Ph. de Forcrand *et al.*, Nucl. Phys. B (Proc. Suppl.) **63**, 460 (1998); E. G. Klepfish, C. E. Creffield, E. R. Pike, *ibid.*, 655 (1998).
- [12] H. Matsufuru *et al.*, Phys. Rev. D **64**, 114503 (2001).
- [13] T. Umeda *et al.*, Int. J. Mod. Phys. A **16** (2001) 2215.